



Location: CMA1b - Oil St Community Liaison Centre

Report on 24-hour TSP monitoring

Action Level ($\mu\text{g}/\text{m}^3$) - 176.7

Limit Level ($\mu\text{g}/\text{m}^3$) - 260

Date	Sampling Time	Weather Condition	Filter paper no.	Filter Weight, g		Elapse Time, hr		Sampling Time, hr	Flow Rate, m^3/min			Total Volume, m^3	TSP Level, $\mu\text{g}/\text{m}^3$
				Initial	Final	Initial	Final		Initial, Q_{si}	Final, Q_{sf}	Average		
30-Nov-11	8:00	Fine	001638	2.7561	2.9760	128.08	152.08	24.00	1.19	1.19	1.19	1714	128
6-Dec-11	8:00	Fine	001708	2.7453	2.8985	155.08	179.08	24.00	1.22	1.21	1.21	1749	88
12-Dec-11	8:00	Fine	001698	2.7617	3.0281	182.08	206.08	24.00	1.20	1.20	1.20	1727	154
17-Dec-11	8:00	Fine	001726	2.7825	3.0740	209.07	233.09	24.02	1.20	1.20	1.20	1732	168
23-Dec-11	8:00	Fine	001793	2.7520	3.0197	236.08	260.08	24.00	1.20	1.21	1.20	1733	154

Report on 1-hour TSP monitoring

Action Level ($\mu\text{g}/\text{m}^3$) - 320.1

Limit Level ($\mu\text{g}/\text{m}^3$) - 500

Date	Sampling Time	Weather Condition	Filter paper no.	Filter Weight, g		Elapse Time, hr		Sampling Time, hr	Flow Rate, m^3/min			Total Volume, m^3	TSP Level, $\mu\text{g}/\text{m}^3$
				Initial	Final	Initial	Final		Initial, Q_{si}	Final, Q_{sf}	Average		
1-Dec-11	8:45	Fine	001682	2.7235	2.7347	152.08	153.08	1.00	1.33	1.33	1.33	80	141
1-Dec-11	10:40	Fine	001714	2.7651	2.7766	153.08	154.08	1.00	1.37	1.37	1.37	82	139
1-Dec-11	13:00	Fine	001712	2.7567	2.7737	154.08	155.08	1.00	1.37	1.37	1.37	82	206
7-Dec-11	8:55	Fine	001652	2.7541	2.7615	179.08	180.08	1.00	1.32	1.32	1.32	79	93
7-Dec-11	10:00	Fine	001653	2.7372	2.7437	180.08	181.08	1.00	1.37	1.37	1.37	82	79
7-Dec-11	13:00	Fine	001655	2.7677	2.7885	181.08	182.08	1.00	1.34	1.34	1.34	81	258
13-Dec-11	13:00	Fine	001668	2.7685	2.7747	206.07	207.07	1.00	1.20	1.20	1.20	72	86
13-Dec-11	14:00	Fine	001729	2.7633	2.7694	207.07	208.07	1.00	1.24	1.24	1.24	75	82
13-Dec-11	15:00	Fine	001727	2.7676	2.7746	208.07	209.07	1.00	1.24	1.24	1.24	75	94
19-Dec-11	13:00	Fine	001741	2.7589	2.7741	233.09	234.09	1.00	1.20	1.20	1.20	72	211
19-Dec-11	14:00	Fine	001796	2.7566	2.7712	234.09	235.09	1.00	1.25	1.25	1.25	75	195
19-Dec-11	15:00	Fine	001794	2.7497	2.7649	235.07	236.07	1.00	1.25	1.25	1.25	75	203
24-Dec-11	8:50	Fine	001749	2.7532	2.7755	260.08	261.08	1.00	1.25	1.25	1.25	75	297
24-Dec-11	10:55	Fine	001777	2.7841	2.7962	261.08	262.08	1.00	1.21	1.21	1.21	72	167
24-Dec-11	13:00	Fine	001813	2.7708	2.7890	262.08	263.08	1.00	1.25	1.25	1.25	75	242



Location: CMA2a - Causeway Bay Community Centre

Report on 24-hour TSP monitoring

Action Level ($\mu\text{g}/\text{m}^3$) - 169.5

Limit Level ($\mu\text{g}/\text{m}^3$) - 260

Date	Sampling Time	Weather Condition	Filter paper no.	Filter Weight, g		Elapse Time, hr		Sampling Time, hr	Flow Rate, m^3/min			Total Volume, m^3	TSP Level, $\mu\text{g}/\text{m}^3$
				Initial	Final	Initial	Final		Initial, Q_{si}	Final, Q_{sf}	Average		
30-Nov-11	8:00	Fine	001639	2.7363	2.9248	9954.86	9978.86	24.00	1.33	1.34	1.33	1921	98
6-Dec-11	8:00	Fine	001684	2.7682	2.9096	9981.86	10005.86	24.00	1.42	1.41	1.41	2035	69
13-Dec-11*	15:00	Fine	001728	2.7705	2.9945	10011.88	10035.88	24.00	1.43	1.42	1.42	2050	109
17-Dec-11	8:00	Fine	001759	2.7600	3.0628	10035.90	10059.90	24.00	1.45	1.45	1.45	2092	145
23-Dec-11	8:00	Fine	001812	2.7638	3.0468	10065.90	10089.90	24.00	1.43	1.43	1.43	2056	138

*The 24-hr TSP for CMA2a has been re-scheduled to 13 Dec 2011 from 12 Dec 2011 due to the power failure

Report on 1-hour TSP monitoring

Action Level ($\mu\text{g}/\text{m}^3$) - 323.4

Limit Level ($\mu\text{g}/\text{m}^3$) - 500

Date	Sampling Time	Weather Condition	Filter paper no.	Filter Weight, g		Elapse Time, hr		Sampling Time, hr	Flow Rate, m^3/min			Total Volume, m^3	TSP Level, $\mu\text{g}/\text{m}^3$
				Initial	Final	Initial	Final		Initial, Q_{si}	Final, Q_{sf}	Average		
1-Dec-11	8:35	Fine	001681	2.7657	2.7756	9978.86	9979.86	1.00	1.39	1.39	1.39	83	119
1-Dec-11	10:30	Fine	001715	2.7763	2.7901	9979.86	9980.86	1.00	1.39	1.39	1.39	83	165
1-Dec-11	13:00	Fine	001713	2.7622	2.7758	9980.86	9981.86	1.00	1.42	1.42	1.42	85	160
7-Dec-11	8:46	Fine	001651	2.7507	2.7563	10005.88	10006.88	1.00	1.41	1.41	1.41	85	66
7-Dec-11	9:51	Fine	001685	2.7585	2.7672	10006.88	10007.88	1.00	1.41	1.41	1.41	85	103
7-Dec-11	10:57	Fine	001654	2.7552	2.7680	10007.88	10008.88	1.00	1.41	1.41	1.41	85	151
13-Dec-11	8:00	Fine	001699	2.7486	2.7685	10008.88	10009.88	1.00	1.39	1.39	1.39	84	238
13-Dec-11	9:45	Fine	001723	2.7768	2.7901	10009.88	10010.88	1.00	1.39	1.39	1.39	84	159
13-Dec-11	13:10	Fine	001730	2.7872	2.7963	10010.88	10011.88	1.00	1.42	1.42	1.42	85	107
19-Dec-11	8:00	Fine	001798	2.7551	2.7698	10059.90	10060.90	1.00	1.40	1.40	1.40	84	175
19-Dec-11	9:45	Fine	001797	2.7477	2.7609	10060.90	10061.90	1.00	1.40	1.40	1.40	84	157
19-Dec-11	13:10	Fine	001795	2.7681	2.7804	10061.90	10062.90	1.00	1.43	1.43	1.43	86	144
24-Dec-11	8:41	Fine	001792	2.7430	2.7641	10062.90	10063.90	1.00	1.46	1.46	1.46	87	241
24-Dec-11	10:55	Fine	001788	2.7478	2.7607	10063.90	10064.90	1.00	1.27	1.27	1.27	76	169
24-Dec-11	13:00	Fine	001814	2.7867	2.8045	10064.90	10065.90	1.00	1.46	1.46	1.46	87	204



Location: CMA3a - CWB PRE Site Office Area

Report on 24-hour TSP monitoring
 Action Level ($\mu\text{g}/\text{m}^3$) - 171
 Limit Level ($\mu\text{g}/\text{m}^3$) - 260

Date	Sampling Time	Weather Condition	Filter paper no.	Filter Weight, g		Elapse Time, hr		Sampling Time, hr	Flow Rate, m^3/min			Total Volume, m^3	TSP Level, $\mu\text{g}/\text{m}^3$
				Initial	Final	Initial	Final		Initial, Q_{si}	Final, Q_{sf}	Average		
30-Nov-11	8:00	Fine	001608	2.7548	3.0437	10522.41	10546.41	24.00	1.44	1.45	1.44	2076	139
6-Dec-11	8:00	Fine	001551	2.7722	2.9455	10549.41	10573.41	24.00	1.52	1.52	1.52	2194	79
12-Dec-11	8:00	Fine	001680	2.7591	3.0525	10576.41	10600.41	24.00	1.53	1.53	1.53	2207	133
17-Dec-11	8:00	Fine	001738	2.7456	3.1088	10603.41	10627.41	24.00	1.53	1.51	1.52	2191	166
23-Dec-11	8:00	Fine	001735	2.7733	3.1101	10630.42	10654.42	24.00	1.53	1.54	1.54	2214	152

Report on 1-hour TSP monitoring
 Action Level ($\mu\text{g}/\text{m}^3$) - 311.3
 Limit Level ($\mu\text{g}/\text{m}^3$) - 500

Date	Sampling Time	Weather Condition	Filter paper no.	Filter Weight, g		Elapse Time, hr		Sampling Time, hr	Flow Rate, m^3/min			Total Volume, m^3	TSP Level, $\mu\text{g}/\text{m}^3$
				Initial	Final	Initial	Final		Initial, Q_{si}	Final, Q_{sf}	Average		
1-Dec-11	10:10	Fine	001630	2.7789	2.8003	10546.41	10547.41	1.00	1.47	1.47	1.47	88	242
1-Dec-11	13:00	Fine	001683	2.7479	2.7606	10547.41	10548.41	1.00	1.39	1.39	1.39	84	152
1-Dec-11	14:35	Fine	001553	2.7698	2.7892	10548.41	10549.41	1.00	1.50	1.50	1.50	90	216
7-Dec-11	10:20	Fine	001700	2.7506	2.7628	10573.41	10574.41	1.00	1.47	1.47	1.47	88	139
7-Dec-11	14:00	Fine	001676	2.7748	2.7935	10574.41	10575.41	1.00	1.47	1.47	1.47	88	213
7-Dec-11	15:15	Fine	001678	2.7739	2.7958	10575.41	10576.41	1.00	1.39	1.39	1.39	83	263
13-Dec-11	9:24	Fine	001662	2.7587	2.7725	10600.41	10601.41	1.00	1.48	1.48	1.48	89	156
13-Dec-11	10:54	Fine	001666	2.7879	2.8012	10601.41	10602.41	1.00	1.40	1.40	1.40	84	159
13-Dec-11	13:00	Fine	001669	2.7836	2.7950	10602.41	10603.41	1.00	1.50	1.50	1.50	90	127
19-Dec-11	8:25	Fine	001799	2.7649	2.7857	10627.41	10628.41	1.00	1.48	1.48	1.48	89	234
19-Dec-11	13:00	Fine	001613	2.7465	2.7624	10628.41	10629.41	1.00	1.40	1.40	1.40	84	189
19-Dec-11	14:05	Fine	001612	2.7565	2.7728	10629.41	10630.41	1.00	1.51	1.51	1.51	91	180
24-Dec-11	9:55	Fine	001775	2.7813	2.8050	10654.42	10655.42	1.00	1.49	1.49	1.49	89	266
24-Dec-11	11:00	Fine	001787	2.7524	2.7756	10655.42	10656.42	1.00	1.41	1.41	1.41	84	275
24-Dec-11	13:00	Fine	001805	2.7560	2.7743	10656.42	10657.42	1.00	1.51	1.51	1.51	91	202



Location: CMA4a - SPCA

Report on 24-hour TSP monitoring

Action Level ($\mu\text{g}/\text{m}^3$) - 171.2
Limit Level ($\mu\text{g}/\text{m}^3$) - 260

Date	Sampling Time	Weather Condition	Filter paper no.	Filter Weight, g		Elapse Time, hr		Sampling Time, hr	Flow Rate, m^3/min			Total Volume, m^3	TSP Level, $\mu\text{g}/\text{m}^3$
				Initial	Final	Initial	Final		Initial, Q_{si}	Final, Q_{sf}	Average		
30-Nov-11	8:00	Fine	001607	2.7610	2.9639	14173.30	14197.30	24.00	1.15	1.16	1.15	1662	122
6-Dec-11	8:00	Fine	001552	2.7672	2.8791	14200.30	14224.30	24.00	1.16	1.15	1.15	1663	67
12-Dec-11	8:00	Fine	001679	2.7582	2.9618	14227.30	14251.30	24.00	1.16	1.16	1.16	1675	122
17-Dec-11	8:00	Fine	001766	2.7771	3.0328	14254.30	14278.30	24.00	1.16	1.17	1.16	1677	152
23-Dec-11	8:00	Fine	001736	2.7683	2.9677	14281.31	14305.31	24.00	1.16	1.17	1.17	1680	119

Report on 1-hour TSP monitoring

Action Level ($\mu\text{g}/\text{m}^3$) - 312.5
Limit Level ($\mu\text{g}/\text{m}^3$) - 500

Date	Sampling Time	Weather Condition	Filter paper no.	Filter Weight, g		Elapse Time, hr		Sampling Time, hr	Flow Rate, m^3/min			Total Volume, m^3	TSP Level, $\mu\text{g}/\text{m}^3$
				Initial	Final	Initial	Final		Initial, Q_{si}	Final, Q_{sf}	Average		
1-Dec-11	9:55	Fine	001631	2.7609	2.7706	14197.30	14198.30	1.00	1.16	1.16	1.16	69	140
1-Dec-11	13:00	Fine	001711	2.7419	2.7519	14198.30	14199.30	1.00	1.16	1.16	1.16	69	144
1-Dec-11	14:22	Fine	001554	2.7755	2.7839	14199.30	14200.30	1.00	1.16	1.16	1.16	69	121
7-Dec-11	10:05	Fine	001701	2.7508	2.7574	14224.30	14225.30	1.00	1.15	1.15	1.15	69	95
7-Dec-11	13:50	Fine	001675	2.7849	2.7984	14225.30	14226.30	1.00	1.15	1.15	1.15	69	195
7-Dec-11	15:07	Fine	001677	2.7542	2.7684	14226.30	14227.30	1.00	1.15	1.15	1.15	69	205
13-Dec-11	9:38	Fine	001663	2.7497	2.7594	14251.30	14252.30	1.00	1.16	1.16	1.16	70	139
13-Dec-11	10:40	Fine	001664	2.7752	2.7835	14252.30	14253.30	1.00	1.16	1.16	1.16	70	119
13-Dec-11	15:07	Fine	001671	2.7537	2.7620	14253.30	14254.30	1.00	1.16	1.16	1.16	70	119
19-Dec-11	8:15	Fine	001800	2.7757	2.7858	14278.30	14279.30	1.00	1.17	1.19	1.18	71	143
19-Dec-11	13:00	Fine	001661	2.7386	2.7468	14279.30	14280.30	1.00	1.19	1.19	1.19	71	115
19-Dec-11	14:24	Fine	001611	2.7490	2.7583	14280.30	14281.30	1.00	1.19	1.19	1.19	71	130
24-Dec-11	9:53	Fine	001790	2.7675	2.7745	14305.31	14306.31	1.00	1.17	1.17	1.17	70	100
24-Dec-11	11:00	Fine	001786	2.7699	2.7800	14306.31	14307.31	1.00	1.17	1.17	1.17	70	144
24-Dec-11	13:00	Fine	001806	2.7680	2.7775	14307.31	14308.31	1.00	1.17	1.17	1.17	70	136



Location: CMA5a - Children Garden opposite to Pedestrian Plaza

Report on 24-hour TSP monitoring

Action Level ($\mu\text{g}/\text{m}^3$) - 181
 Limit Level ($\mu\text{g}/\text{m}^3$) - 260

181
 260

Date	Sampling Time	Weather Condition	Filter paper no.	Filter Weight, g		Elapse Time, hr		Sampling Time, hr	Flow Rate, m^3/min			Total Volume, m^3	TSP Level, $\mu\text{g}/\text{m}^3$
				Initial	Final	Initial	Final		Initial, Q_{si}	Final, Q_{sf}	Average		
30-Nov-11	8:00	Fine	001604	2.7509	2.9644	15156.17	15180.17	24.00	1.18	1.19	1.18	1703	125
9-Dec-11	8:00	Fine	001658	2.7405	2.9017	15196.82	15220.89	24.07	1.23	1.23	1.23	1770	91
12-Dec-11	8:00	Fine	001657	2.7503	2.9596	15220.89	15244.89	24.00	1.22	1.22	1.22	1760	119
17-Dec-11	8:00	Fine	001765	2.7708	3.0481	15247.89	15271.89	24.00	1.22	1.23	1.22	1764	157
23-Dec-11	8:00	Fine	001733	2.7579	2.9812	15274.90	15298.90	24.00	1.22	1.23	1.23	1767	126

Report on 1-hour TSP monitoring

Action Level ($\mu\text{g}/\text{m}^3$) - 332
 Limit Level ($\mu\text{g}/\text{m}^3$) - 500

Date	Sampling Time	Weather Condition	Filter paper no.	Filter Weight, g		Elapse Time, hr		Sampling Time, hr	Flow Rate, m^3/min			Total Volume, m^3	TSP Level, $\mu\text{g}/\text{m}^3$
				Initial	Final	Initial	Final		Initial, Q_{si}	Final, Q_{sf}	Average		
1-Dec-11	8:10	Fine	001716	2.7526	2.7630	15180.17	15181.17	1.00	1.22	1.22	1.22	73	143
1-Dec-11	9:40	Fine	001632	2.7530	2.7654	15181.17	15182.17	1.00	1.22	1.22	1.22	73	170
1-Dec-11	13:00	Fine	001650	2.7505	2.7618	15182.17	15183.17	1.00	1.22	1.22	1.22	73	155
7-Dec-11	8:15	Fine	001703	2.7445	2.7507	15193.82	15194.82	1.00	1.21	1.21	1.21	73	85
7-Dec-11	9:20	Fine	001686	2.7525	2.7594	15194.82	15195.82	1.00	1.21	1.21	1.21	73	95
7-Dec-11	13:00	Fine	001656	2.7541	2.7677	15195.82	15196.82	1.00	1.21	1.21	1.21	73	187
13-Dec-11	10:57	Fine	001752	2.7475	2.7589	15244.89	15245.89	1.00	1.22	1.22	1.22	73	156
13-Dec-11	13:00	Fine	001769	2.7825	2.7894	15245.89	15246.89	1.00	1.22	1.22	1.22	73	94
13-Dec-11	14:10	Fine	001767	2.7688	2.7821	15246.89	15247.89	1.00	1.22	1.22	1.22	73	182
19-Dec-11	8:00	Fine	001739	2.7470	2.7564	15271.89	15272.89	1.00	1.23	1.23	1.23	74	128
19-Dec-11	9:30	Fine	001743	2.7533	2.7633	15272.89	15273.89	1.00	1.23	1.23	1.23	74	136
19-Dec-11	10:48	Fine	001744	2.7428	2.7529	15273.89	15274.89	1.00	1.23	1.23	1.23	74	137
24-Dec-11	8:03	Fine	001771	2.7776	2.7923	15298.90	15299.90	1.00	1.23	1.23	1.23	74	199
24-Dec-11	9:08	Fine	001773	2.7663	2.7811	15299.90	15300.90	1.00	1.23	1.23	1.23	74	201
24-Dec-11	10:10	Fine	001789	2.7541	2.7693	15300.90	15301.90	1.00	1.23	1.23	1.23	74	206



Location: MA1e - International Finance Centre (Eastern Wing)

Report on 24-hour TSP monitoring

Action Level ($\mu\text{g}/\text{m}^3$) - 173.4

Limit Level ($\mu\text{g}/\text{m}^3$) - 260

Date	Sampling Time	Weather Condition	Filter paper no.	Filter Weight, g		Elapse Time, hr		Sampling Time, hr	Flow Rate, m^3/min			Total Volume, m^3	TSP Level, $\mu\text{g}/\text{m}^3$
				Initial	Final	Initial	Final		Initial, Q_{si}	Final, Q_{sf}	Average		
30-Nov-11	8:00	Fine	001562	2.7517	2.9782	7796.25	7820.25	24.00	1.23	1.24	1.24	1782	127
6-Dec-11	8:00	Fine	001647	2.7419	2.8602	7823.25	7847.25	24.00	1.24	1.24	1.24	1783	66
12-Dec-11	8:00	Fine	001674	2.7716	3.0110	7851.25	7875.25	24.00	1.27	1.27	1.27	1829	131
17-Dec-11	8:00	Fine	001721	2.7725	3.0362	7905.27	7929.27	24.00	1.27	1.27	1.27	1833	144
23-Dec-11	8:00	Fine	001417	2.7709	3.0282	7929.27	7953.27	24.00	1.27	1.28	1.27	1835	140

Report on 1-hour TSP monitoring

Action Level ($\mu\text{g}/\text{m}^3$) - 325.1

Limit Level ($\mu\text{g}/\text{m}^3$) - 500

Date	Sampling Time	Weather Condition	Filter paper no.	Filter Weight, g		Elapse Time, hr		Sampling Time, hr	Flow Rate, m^3/min			Total Volume, m^3	TSP Level, $\mu\text{g}/\text{m}^3$
				Initial	Final	Initial	Final		Initial, Q_{si}	Final, Q_{sf}	Average		
1-Dec-11	8:24	Fine	001641	2.7647	2.7748	7820.25	7821.25	1.00	1.26	1.26	1.26	76	133
1-Dec-11	9:29	Fine	001643	2.7712	2.7808	7821.25	7822.25	1.00	1.26	1.26	1.26	76	127
1-Dec-11	10:32	Fine	001645	2.7604	2.7711	7822.25	7823.25	1.00	1.26	1.26	1.26	76	141
7-Dec-11	8:33	Fine	001609	2.7683	2.7748	7847.25	7848.25	1.00	1.24	1.24	1.24	74	88
7-Dec-11	11:00	Fine	001594	2.7791	2.7865	7848.25	7849.25	1.00	1.24	1.24	1.24	74	100
7-Dec-11	13:00	Fine	001596	2.7629	2.7729	7849.25	7850.25	1.00	1.24	1.24	1.24	74	135
13-Dec-11	8:26	Fine	001692	2.7577	2.7688	7902.27	7903.27	1.00	1.27	1.27	1.27	76	146
13-Dec-11	9:44	Fine	001690	2.7697	2.7815	7903.27	7904.27	1.00	1.27	1.27	1.27	76	155
13-Dec-11	10:47	Fine	001688	2.7280	2.7434	7904.27	7905.27	1.00	1.27	1.27	1.27	76	203
19-Dec-11	8:26	Fine	001672	2.7680	2.7835	7929.27	7930.27	1.00	1.27	1.27	1.27	76	203
19-Dec-11	9:44	Fine	001696	2.7547	2.7643	7930.27	7931.27	1.00	1.27	1.27	1.27	76	126
19-Dec-11	10:47	Fine	001617	2.7687	2.7771	7931.27	7932.27	1.00	1.27	1.27	1.27	76	110
24-Dec-11	8:32	Fine	001732	2.7518	2.7656	7953.27	7954.27	1.00	1.28	1.28	1.28	77	180
24-Dec-11	9:36	Fine	001693	2.7429	2.7574	7954.27	7955.27	1.00	1.28	1.28	1.28	77	189
24-Dec-11	10:40	Fine	001801	2.7548	2.7661	7955.27	7956.27	1.00	1.28	1.28	1.28	77	148



Location: MA1w - International Finance Centre (Western Wing)

Report on 24-hour TSP monitoring
 Action Level ($\mu\text{g}/\text{m}^3$) - 173.4
 Limit Level ($\mu\text{g}/\text{m}^3$) - 260

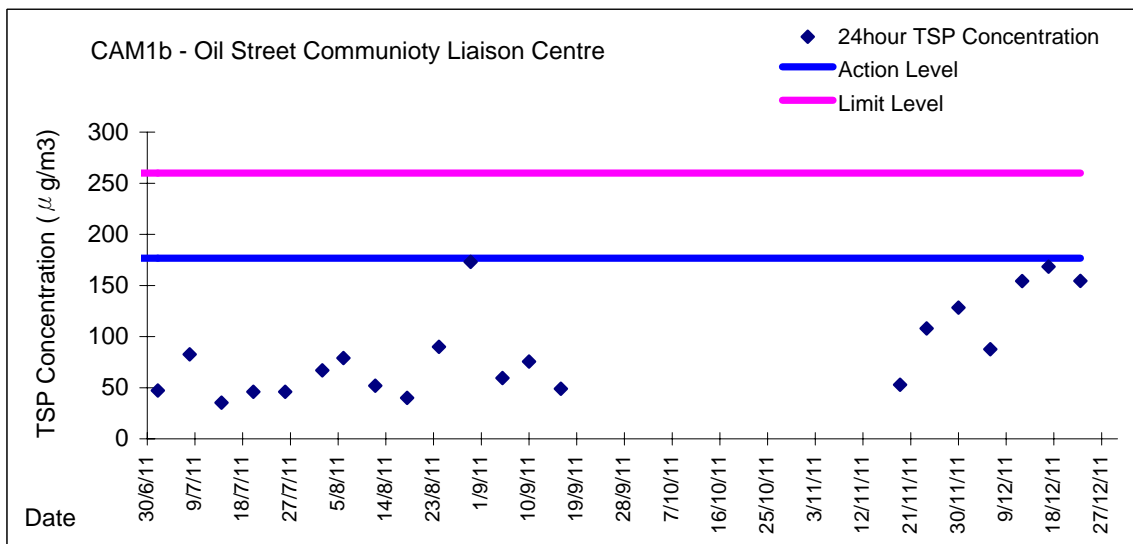
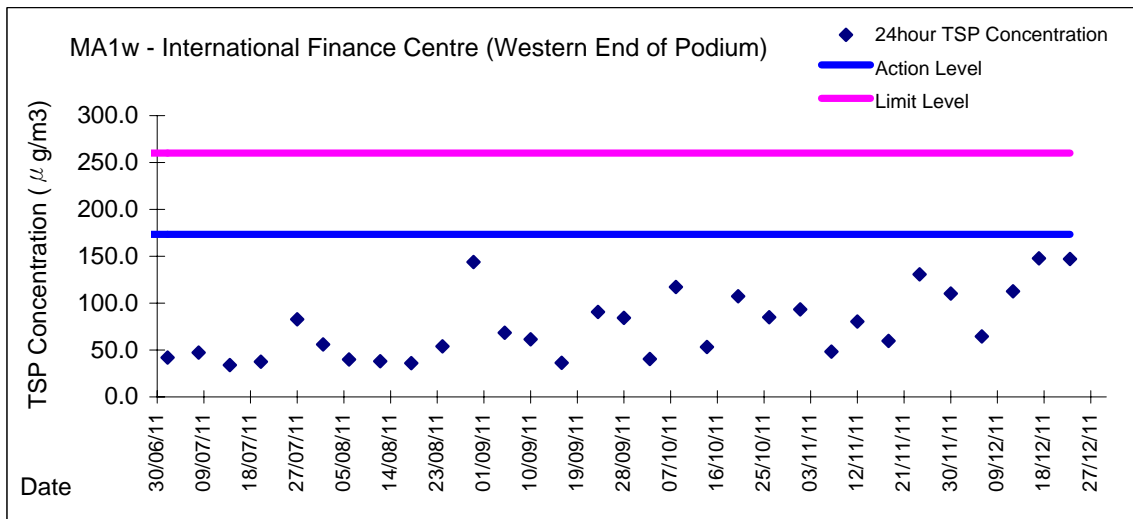
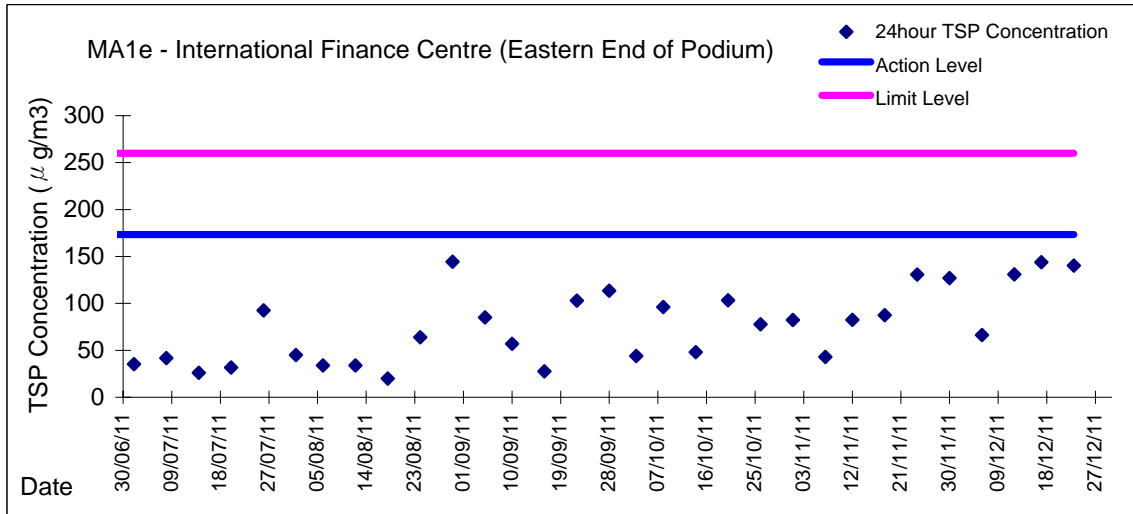
Date	Sampling Time	Weather Condition	Filter paper no.	Filter Weight, g		Elapse Time, hr		Sampling Time, hr	Flow Rate, m^3/min			Total Volume, m^3	TSP Level, $\mu\text{g}/\text{m}^3$
				Initial	Final	Initial	Final		Initial, Q_{si}	Final, Q_{sf}	Average		
30-Nov-11	8:00	Fine	001561	2.7673	2.9924	10973.66	10997.66	24.00	1.41	1.42	1.42	2042	110
6-Dec-11	8:00	Fine	001648	2.7381	2.8698	11000.66	11024.66	24.00	1.42	1.42	1.42	2043	64
12-Dec-11	8:00	Fine	001673	2.7635	3.0033	11027.66	11051.66	24.00	1.48	1.48	1.48	2130	113
17-Dec-11	8:00	Fine	001722	2.7761	3.0864	11054.66	11078.66	24.00	1.46	1.46	1.46	2099	148
23-Dec-11	8:00	Fine	001614	2.7611	3.0754	11081.67	11105.67	24.00	1.48	1.49	1.48	2137	147

Report on 1-hour TSP monitoring
 Action Level ($\mu\text{g}/\text{m}^3$) - 325.1
 Limit Level ($\mu\text{g}/\text{m}^3$) - 500

Date	Sampling Time	Weather Condition	Filter paper no.	Filter Weight, g		Elapse Time, hr		Sampling Time, hr	Flow Rate, m^3/min			Total Volume, m^3	TSP Level, $\mu\text{g}/\text{m}^3$
				Initial	Final	Initial	Final		Initial, Q_{si}	Final, Q_{sf}	Average		
1-Dec-11	8:32	Fine	001642	2.7396	2.7473	10997.66	10998.66	1.00	1.37	1.37	1.37	82	94
1-Dec-11	9:35	Fine	001644	2.7510	2.7585	10998.66	10999.66	1.00	1.30	1.30	1.30	78	96
1-Dec-11	10:38	Fine	001646	2.7794	2.7885	10999.66	11000.66	1.00	1.32	1.32	1.32	79	115
7-Dec-11	8:41	Fine	001610	2.7531	2.7591	11024.66	11025.66	1.00	1.44	1.44	1.44	86	69
7-Dec-11	10:00	Fine	001593	2.7756	2.7832	11025.66	11026.66	1.00	1.42	1.42	1.42	85	89
7-Dec-11	11:00	Fine	001595	2.7718	2.7803	11026.66	11027.66	1.00	1.42	1.42	1.42	85	100
13-Dec-11	13:50	Fine	001691	2.7430	2.7544	11051.66	11052.66	1.00	1.37	1.37	1.37	82	138
13-Dec-11	15:00	Fine	001689	2.7555	2.7739	11052.66	11053.66	1.00	1.50	1.50	1.50	90	204
13-Dec-11	16:10	Fine	001717	2.7767	2.7932	11053.66	11054.66	1.00	1.48	1.48	1.48	89	186
19-Dec-11	8:34	Fine	001670	2.7835	2.7978	11078.66	11079.66	1.00	1.48	1.48	1.48	89	161
19-Dec-11	9:49	Fine	001697	2.7394	2.7509	11079.66	11080.66	1.00	1.48	1.48	1.48	89	129
19-Dec-11	10:52	Fine	001616	2.7474	2.7574	11080.66	11081.66	1.00	1.48	1.48	1.48	89	112
24-Dec-11	8:40	Fine	001731	2.7631	2.7780	11105.67	11106.67	1.00	1.39	1.39	1.39	83	179
24-Dec-11	9:43	Fine	001695	2.7710	2.7850	11106.67	11107.67	1.00	1.31	1.31	1.31	79	178
24-Dec-11	10:46	Fine	001802	2.7609	2.7742	11107.67	11108.67	1.00	1.33	1.33	1.33	80	166

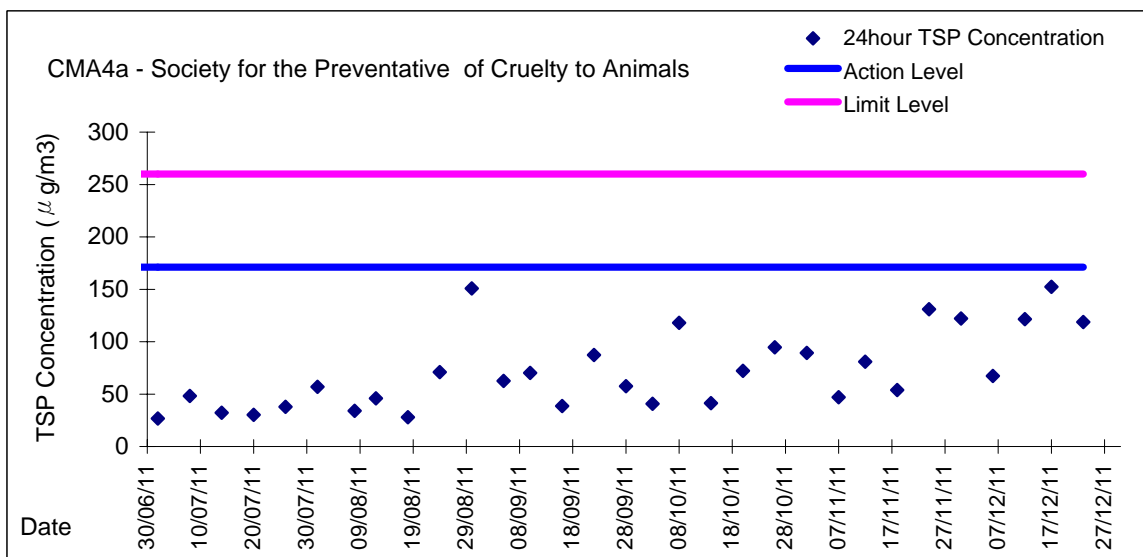
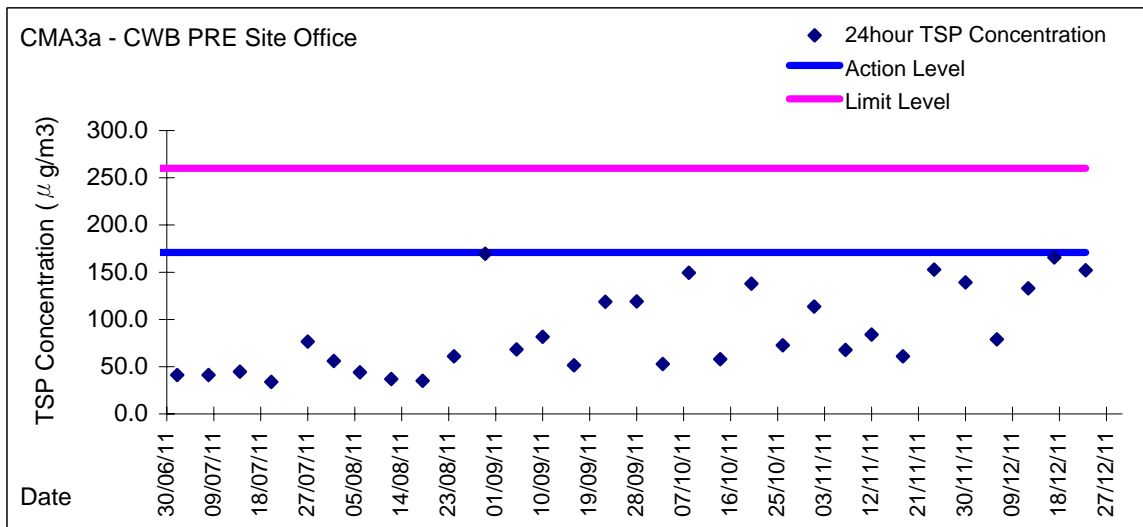
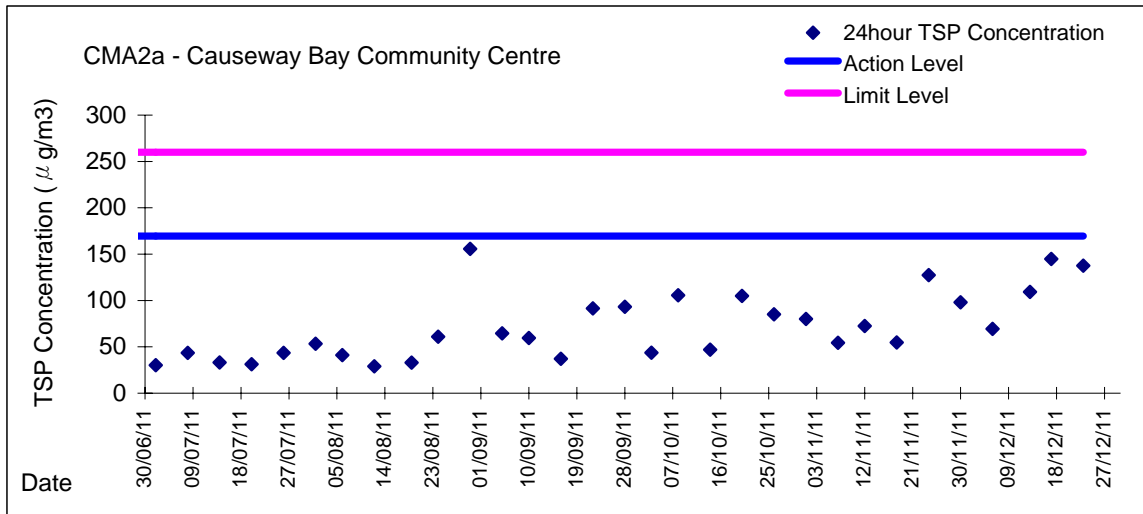


Graphic Presentation of 24 hour TSP Result



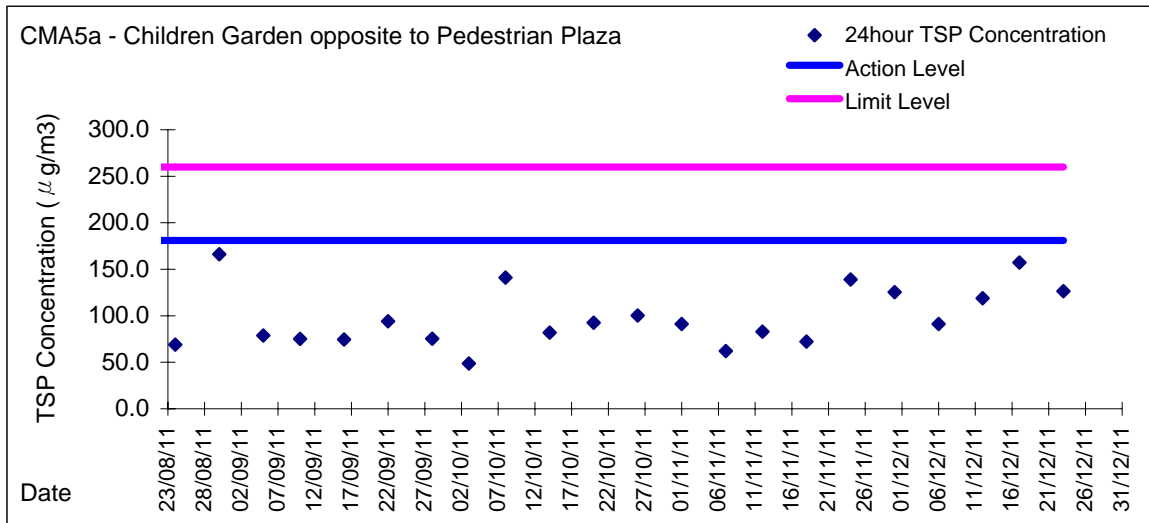


Graphic Presentation of 24 hour TSP Result

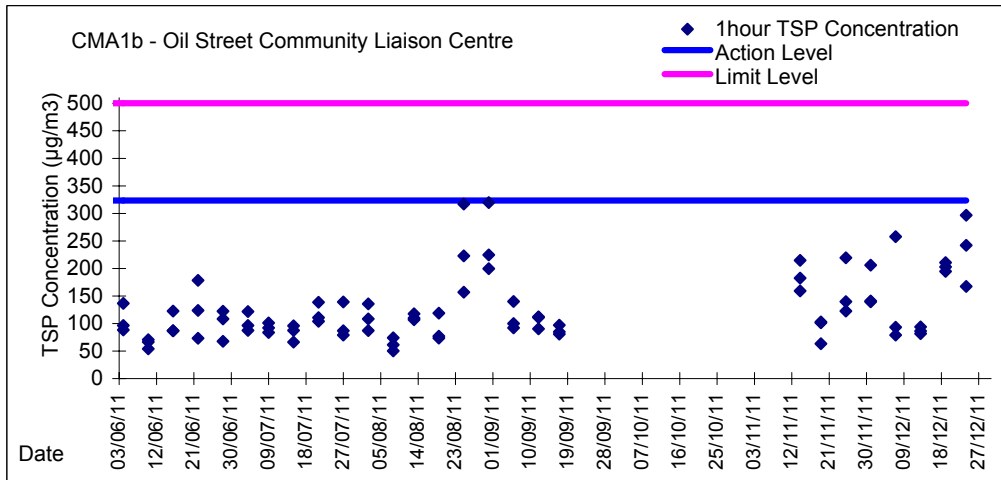
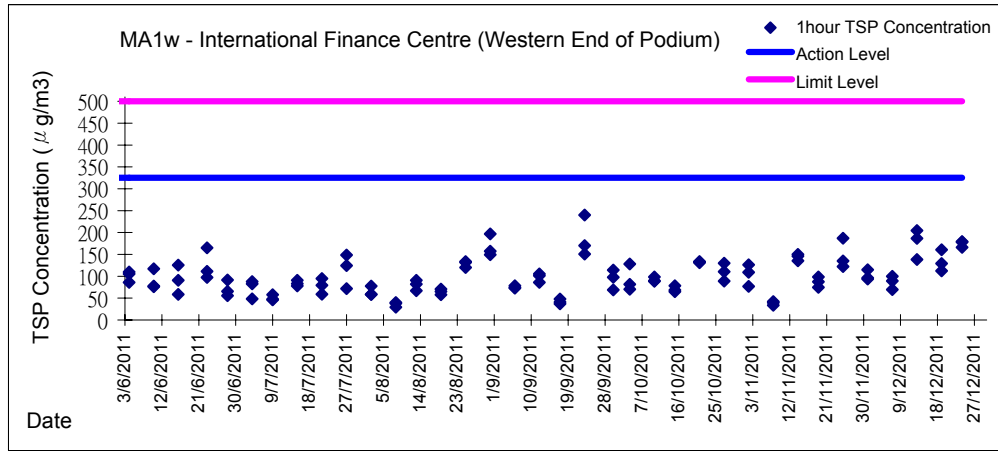
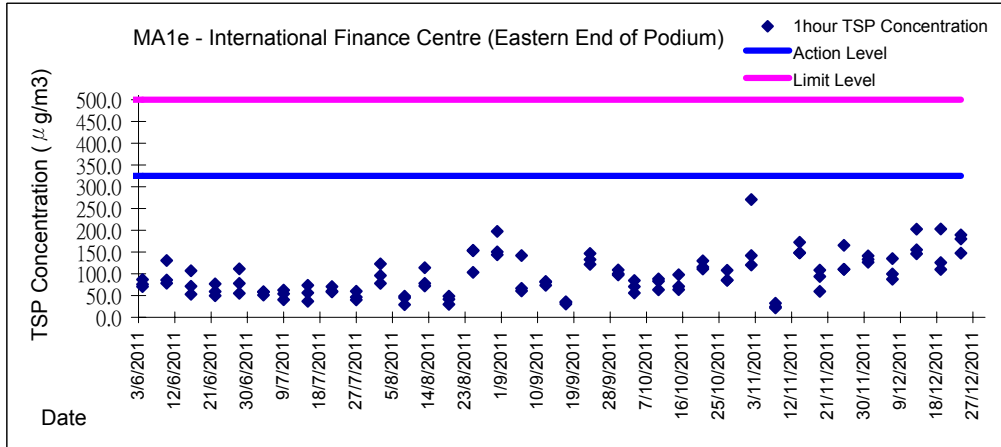




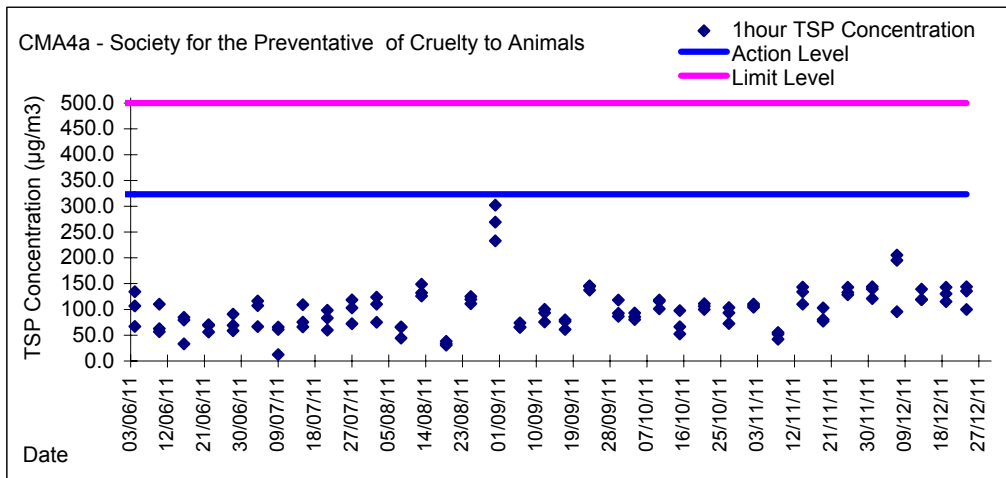
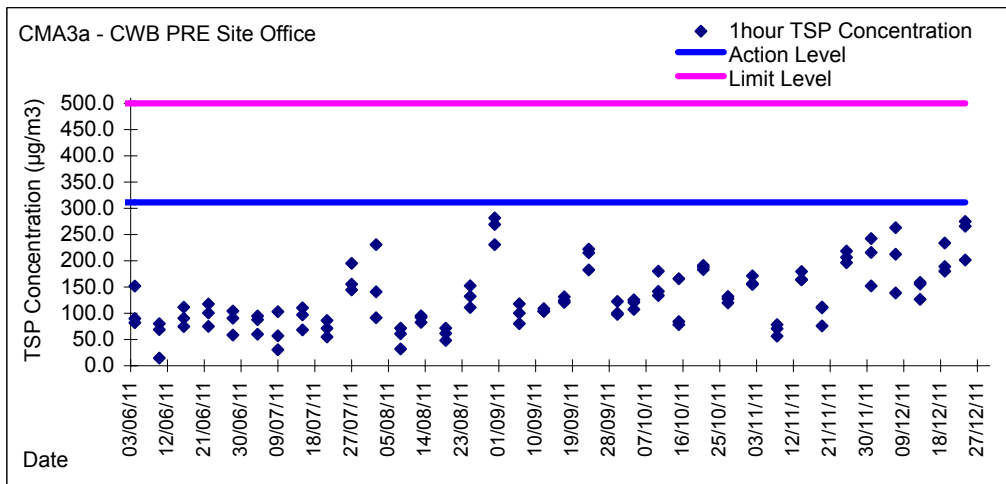
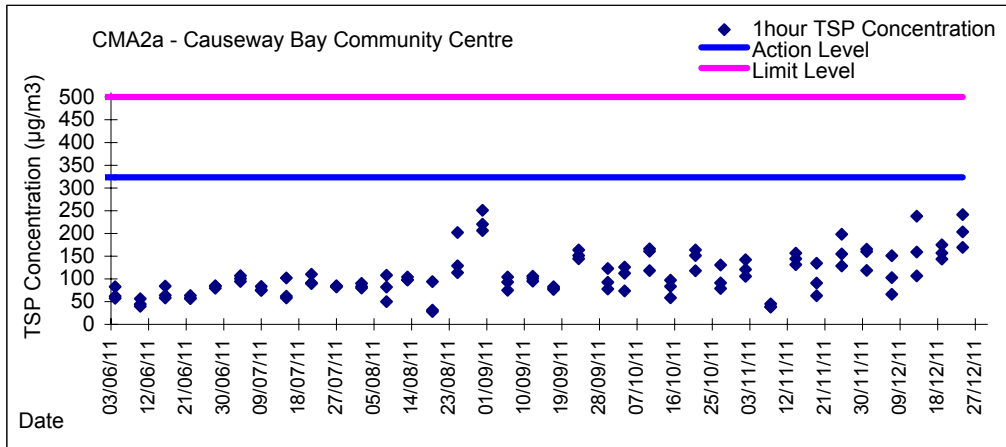
Graphic Presentation of 24 hour TSP Result



Graphic Presentation of 1 hour TSP Result



Graphic Presentation of 1 hour TSP Result





Graphic Presentation of 1 hour TSP Result

