



Location: ACL1 - City Hall

Report on 24-hour TSP monitoring

Action Level ($\mu\text{g}/\text{m}^3$) - 163

Limit Level ($\mu\text{g}/\text{m}^3$) - 260

Date	Sampling Time	Weather Condition	Filter paper no.	Filter Weight, g		Elapse Time, hr		Sampling Time, hr	Flow Rate, m^3/min			Total Volume, m^3	TSP Level, $\mu\text{g}/\text{m}^3$
				Initial	Final	Initial	Final		Initial, Q_{si}	Final, Q_{sf}	Average		
02-Nov-18	8:00	Cloudy	28003	2.6866	2.7519	4604.36	4628.36	24.00	0.89	0.89	0.89	1280	51.0
08-Nov-18	8:00	Cloudy	27129	2.6723	2.8401	4631.36	4655.36	24.00	0.79	0.79	0.79	1132	148.2
14-Nov-18	8:00	Cloudy	28098	2.7275	2.8254	4658.36	4682.36	24.00	0.79	0.79	0.79	1135	86.2
20-Nov-18	8:00	Cloudy	28238	2.6839	2.7570	4685.36	4709.36	24.00	0.79	0.79	0.79	1136	64.4
26-Nov-18	8:00	Cloudy	28339	2.6653	2.7000	4712.36	4736.36	24.00	0.80	0.79	0.80	1146	30.3

Report on 1-hour TSP monitoring

Action Level ($\mu\text{g}/\text{m}^3$) - 460

Limit Level ($\mu\text{g}/\text{m}^3$) - 500

Date	Sampling Time	Weather Condition	Filter paper no.	Filter Weight, g		Elapse Time, hr		Sampling Time, hr	Flow Rate, m^3/min			Total Volume, m^3	TSP Level, $\mu\text{g}/\text{m}^3$
				Initial	Final	Initial	Final		Initial, Q_{si}	Final, Q_{sf}	Average		
03-Nov-18	8:15	Cloudy	27153	2.6829	2.6844	4628.36	4629.36	1.00	0.89	0.89	0.89	54	28.0
03-Nov-18	9:45	Cloudy	27972	2.7272	2.7283	4629.36	4630.36	1.00	0.89	0.89	0.89	54	20.6
03-Nov-18	13:00	Cloudy	27970	2.6788	2.6805	4630.36	4631.36	1.00	0.89	0.89	0.89	54	31.8
09-Nov-18	8:25	Cloudy	28103	2.7092	2.7147	4655.36	4656.36	1.00	0.79	0.79	0.79	47	116.6
09-Nov-18	9:29	Cloudy	27124	2.6923	2.6962	4656.36	4657.36	1.00	0.79	0.79	0.79	47	82.7
09-Nov-18	10:32	Cloudy	28101	2.7118	2.7166	4657.36	4658.36	1.00	0.79	0.79	0.79	47	101.7
15-Nov-18	8:30	Cloudy	28208	2.6870	2.6899	4682.36	4683.36	1.00	0.79	0.79	0.79	47	61.2
15-Nov-18	10:25	Cloudy	28217	2.6864	2.6909	4683.36	4684.36	1.00	0.79	0.79	0.79	47	95.0
15-Nov-18	13:00	Cloudy	28227	2.7006	2.7060	4684.36	4685.36	1.00	0.79	0.79	0.79	47	114.0
21-Nov-18	8:59	Cloudy	28094	2.7210	2.7256	4709.36	4710.36	1.00	0.79	0.79	0.79	47	97.4
21-Nov-18	10:03	Cloudy	28090	2.6976	2.7026	4710.36	4711.36	1.00	0.79	0.79	0.79	47	105.8
21-Nov-18	13:00	Cloudy	28337	2.6725	2.6809	4711.36	4712.36	1.00	0.79	0.79	0.79	47	177.8
27-Nov-18	9:27	Cloudy	28328	2.6949	2.6960	4736.36	4737.36	1.00	0.79	0.79	0.79	48	23.1
27-Nov-18	10:35	Cloudy	28325	2.6835	2.6846	4737.36	4738.36	1.00	0.79	0.79	0.79	48	23.1
27-Nov-18	13:00	Cloudy	28344	2.6311	2.6407	4738.36	4739.36	1.00	0.79	0.79	0.79	48	201.5



Location: ACL2a - Contractor HK/2012/08 Site office

Report on 24-hour TSP monitoring
 Action Level ($\mu\text{g}/\text{m}^3$) - 187.3
 Limit Level ($\mu\text{g}/\text{m}^3$) - 260

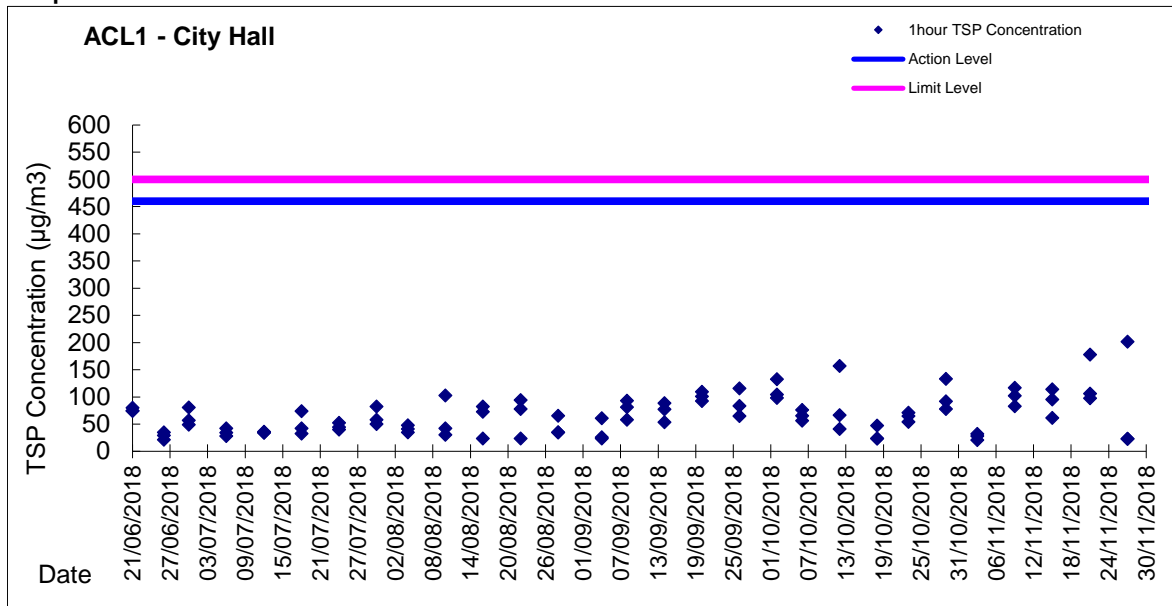
Date	Sampling Time	Weather Condition	Filter paper no.	Filter Weight, g		Elapse Time, hr		Sampling Time, hr	Flow Rate, m^3/min			Total Volume, m^3	TSP Level, $\mu\text{g}/\text{m}^3$
				Initial	Final	Initial	Final		Initial, Q_{si}	Final, Q_{sf}	Average		
02-Nov-18	8:00	Cloudy	27968	2.6947	2.7737	9804.91	9828.91	24.00	1.09	1.09	1.09	1570	50.3
08-Nov-18	8:00	Cloudy	27875	2.6841	2.7789	9831.91	9855.91	24.00	1.12	1.12	1.12	1613	58.8
14-Nov-18	8:00	Cloudy	28178	2.7129	2.7904	9858.91	9882.91	24.00	1.12	1.12	1.12	1616	48.0
20-Nov-18	8:00	Cloudy	28239	2.6621	2.7455	9885.91	9909.91	24.00	1.12	1.12	1.12	1616	51.6
26-Nov-18	8:00	Cloudy	28331	2.6753	2.7088	9912.91	9936.91	24.00	1.13	1.13	1.13	1626	20.6

Report on 1-hour TSP monitoring
 Action Level ($\mu\text{g}/\text{m}^3$) - 300.1
 Limit Level ($\mu\text{g}/\text{m}^3$) - 500

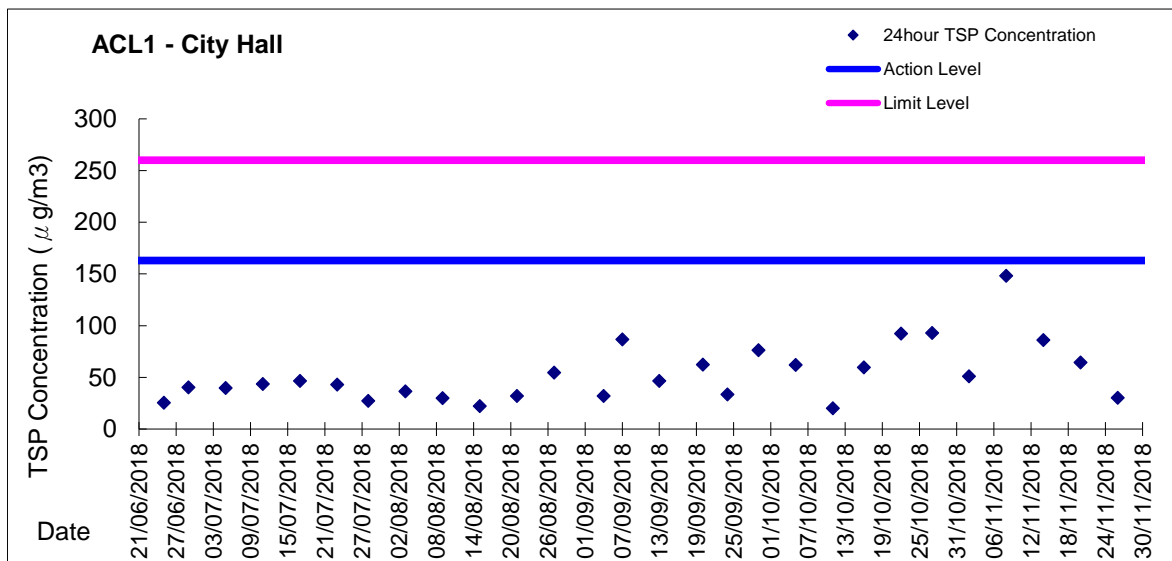
Date	Sampling Time	Weather Condition	Filter paper no.	Filter Weight, g		Elapse Time, hr		Sampling Time, hr	Flow Rate, m^3/min			Total Volume, m^3	TSP Level, $\mu\text{g}/\text{m}^3$
				Initial	Final	Initial	Final		Initial, Q_{si}	Final, Q_{sf}	Average		
03-Nov-18	9:50	Cloudy	27949	2.6846	2.6870	9828.91	9829.91	1.00	1.09	1.09	1.09	65	36.7
03-Nov-18	10:58	Cloudy	27133	2.6693	2.6732	9829.91	9830.91	1.00	1.09	1.09	1.09	65	59.6
03-Nov-18	13:00	Cloudy	27130	2.6877	2.6919	9830.91	9831.91	1.00	1.09	1.09	1.09	65	64.2
09-Nov-18	8:09	Cloudy	28104	2.7116	2.7153	9855.91	9856.91	1.00	1.12	1.12	1.12	67	55.0
09-Nov-18	9:45	Cloudy	28150	2.6679	2.6732	9856.91	9857.91	1.00	1.12	1.12	1.12	67	78.8
09-Nov-18	10:46	Cloudy	28196	2.6888	2.6967	9857.91	9858.91	1.00	1.12	1.12	1.12	67	117.5
15-Nov-18	8:15	Cloudy	28265	2.6587	2.6624	9882.91	9883.91	1.00	1.12	1.12	1.12	67	54.9
15-Nov-18	10:05	Cloudy	28264	2.6620	2.6666	9883.91	9884.91	1.00	1.12	1.12	1.12	67	68.3
15-Nov-18	13:00	Cloudy	28223	2.7275	2.7319	9884.91	9885.91	1.00	1.12	1.12	1.12	67	65.3
21-Nov-18	8:05	Cloudy	28162	2.6741	2.6772	9909.91	9910.91	1.00	1.12	1.12	1.12	67	46.1
21-Nov-18	9:50	Cloudy	28258	2.6837	2.6874	9910.91	9911.91	1.00	1.12	1.12	1.12	67	55.0
21-Nov-18	13:10	Cloudy	28305	2.6876	2.6925	9911.91	9912.91	1.00	1.12	1.12	1.12	67	72.8
27-Dec-18	8:05	Cloudy	28365	2.6331	2.6342	9936.91	9937.91	1.00	1.13	1.13	1.13	68	16.3
27-Dec-18	9:30	Cloudy	28410	2.6428	2.6438	9937.91	9938.91	1.00	1.13	1.13	1.13	68	14.8
27-Nov-18	13:00	Cloudy	28378	2.6709	2.6726	9938.91	9939.91	1.00	1.13	1.13	1.13	68	25.1



Graphic Presentation of 1 hour TSP Result

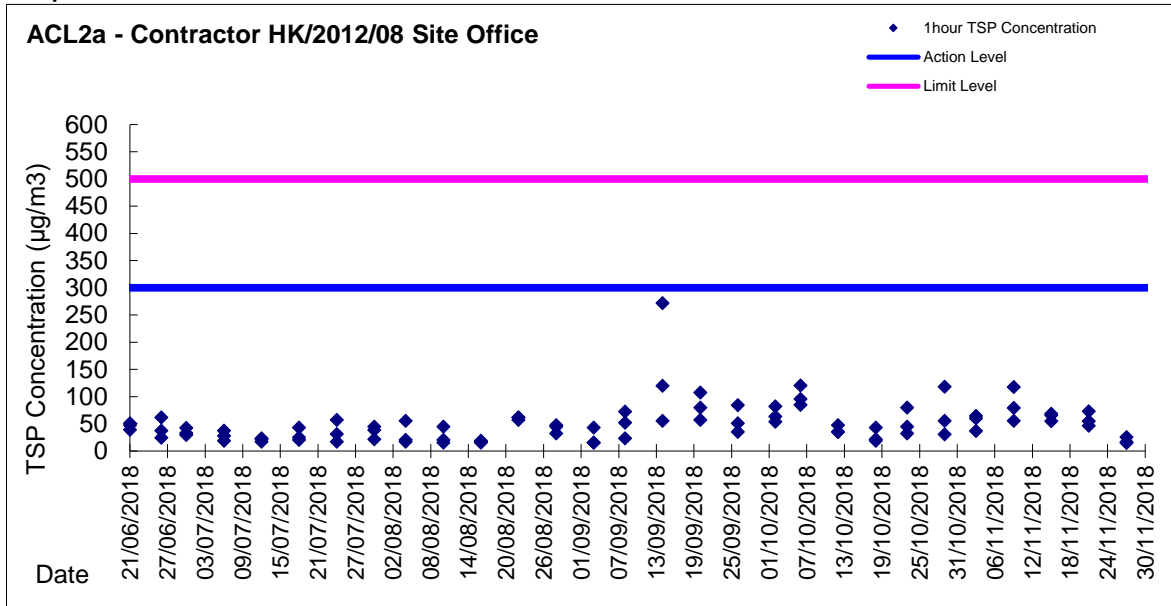


Graphic Presentation of 24 hour TSP Result





Graphic Presentation of 1 hour TSP Result



Graphic Presentation of 24 hour TSP Result

