



Location: ACL1 - City Hall

Report on 24-hour TSP monitoring

Action Level ( $\mu\text{g}/\text{m}^3$ ) - 163

Limit Level ( $\mu\text{g}/\text{m}^3$ ) - 260

Date	Sampling Time	Weather Condition	Filter paper no.	Filter Weight, g		Elapse Time, hr		Sampling Time, hr	Flow Rate, $\text{m}^3/\text{min}$			Total Volume, $\text{m}^3$	TSP Level, $\mu\text{g}/\text{m}^3$
				Initial	Final	Initial	Final		Initial, $Q_{si}$	Final, $Q_{sf}$	Average		
3-Dec-18	16:00	Cloudy	ACL1_24hr 28445	2.6876	2.7542	4742.71	4766.71	24.00	0.82	0.81	0.82	1174	56.7
7-Dec-18	8:00	Cloudy	ACL1_24hr 206687	2.6581	2.7010	4766.71	4790.71	24.00	0.82	0.83	0.83	1189	36.1
10-Dec-18	8:00	Fine	ACL1_24hr 206693	2.6367	2.7124	4793.74	4817.74	24.00	0.80	0.80	0.80	1153	65.7
15-Dec-18	8:00	Fine	ACL1_24hr 140036	2.6680	2.7692	4820.74	4844.74	24.00	0.80	0.80	0.80	1151	87.9
21-Dec-18	8:00	Fine	ACL1_24hr 140087	2.6634	2.7197	4847.74	4871.74	24.00	0.80	0.80	0.80	1152	48.9
27-Dec-18	8:00	Cloudy	ACL1_24hr 140123	2.6454	2.7172	4874.75	4898.75	24.00	0.80	0.81	0.81	1161	61.9

Remarks: Due to interruption of electricity, the 24hr TSP was rescheduled from 1 December 2018 to 3 December 2018.

Report on 1-hour TSP monitoring

Action Level ( $\mu\text{g}/\text{m}^3$ ) - 460

Limit Level ( $\mu\text{g}/\text{m}^3$ ) - 500

Date	Sampling Time	Weather Condition	Filter paper no.	Filter Weight, g		Elapse Time, hr		Sampling Time, hr	Flow Rate, $\text{m}^3/\text{min}$			Total Volume, $\text{m}^3$	TSP Level, $\mu\text{g}/\text{m}^3$
				Initial	Final	Initial	Final		Initial, $Q_{si}$	Final, $Q_{sf}$	Average		
3-Dec-18	8:15	Cloudy	ACL1_1hr_1 28422	2.7027	2.7065	4739.71	4740.71	1.00	0.79	0.79	0.79	47	80.4
3-Dec-18	10:00	Cloudy	ACL1_1hr_2 28458	2.6799	2.6835	4740.71	4741.71	1.00	0.79	0.79	0.79	47	76.1
3-Dec-18	13:30	Cloudy	ACL1_1hr_3 28441	2.7027	2.7070	4741.71	4742.71	1.00	0.87	0.87	0.87	52	82.2
8-Dec-18	9:32	Cloudy	ACL1_1hr_1 28341	2.6669	2.6689	4790.73	4791.73	1.00	0.80	0.80	0.80	48	41.6
8-Dec-18	10:38	Cloudy	ACL1_1hr_2 206689	2.6562	2.6586	4791.73	4792.73	1.00	0.80	0.80	0.80	48	50.0
8-Dec-18	13:00	Cloudy	ACL1_1hr_3 206692	2.6642	2.6647	4792.73	4793.73	1.00	0.80	0.80	0.80	48	10.4
11-Dec-18	9:12	Fine	ACL1_1hr_1 140016	2.6782	2.6802	4817.74	4818.74	1.00	0.80	0.80	0.80	48	41.7
11-Dec-18	10:20	Fine	ACL1_1hr_2 140027	2.6750	2.6764	4818.74	4819.74	1.00	0.80	0.80	0.80	48	29.2
11-Dec-18	13:00	Fine	ACL1_1hr_3 140025	2.6888	2.6925	4819.74	4820.74	1.00	0.80	0.80	0.80	48	77.1
17-Dec-18	8:15	Fine	ACL1_1hr_1 140075	2.6798	2.6804	4844.74	4845.74	1.00	0.80	0.80	0.80	48	12.5
17-Dec-18	9:18	Fine	ACL1_1hr_2 140078	2.6492	2.6505	4845.74	4846.74	1.00	0.80	0.80	0.80	48	27.1
17-Dec-18	10:22	Fine	ACL1_1hr_3 140081	2.7043	2.7052	4846.74	4847.74	1.00	0.80	0.80	0.80	48	18.7
22-Dec-18	9:00	Fine	ACL1_1hr_1 140194	2.6510	2.6560	4871.75	4872.75	1.00	0.80	0.80	0.80	48	104.2
22-Dec-18	11:00	Fine	ACL1_1hr_2 140108	2.6641	2.6669	4872.75	4873.75	1.00	0.80	0.80	0.80	48	58.3
22-Dec-18	13:00	Fine	ACL1_1hr_3 140118	2.6543	2.6570	4873.75	4874.75	1.00	0.80	0.80	0.80	48	56.3
28-Dec-18	9:09	Cloudy	ACL1_1hr_1 140129	2.6858	2.6887	4898.75	4899.75	1.00	0.81	0.81	0.81	49	59.7
28-Dec-18	10:18	Cloudy	ACL1_1hr_2 140132	2.6662	2.6704	4899.75	4900.75	1.00	0.81	0.81	0.81	49	86.4
28-Dec-18	13:00	Cloudy	ACL1_1hr_3 140135	2.6462	2.6540	4900.75	4901.75	1.00	0.81	0.81	0.81	49	160.4



Location: ACL2a - Contractor HK/2012/08 Site office

Report on 24-hour TSP monitoring  
Action Level ( $\mu\text{g}/\text{m}^3$ ) - 187.3  
Limit Level ( $\mu\text{g}/\text{m}^3$ ) - 260

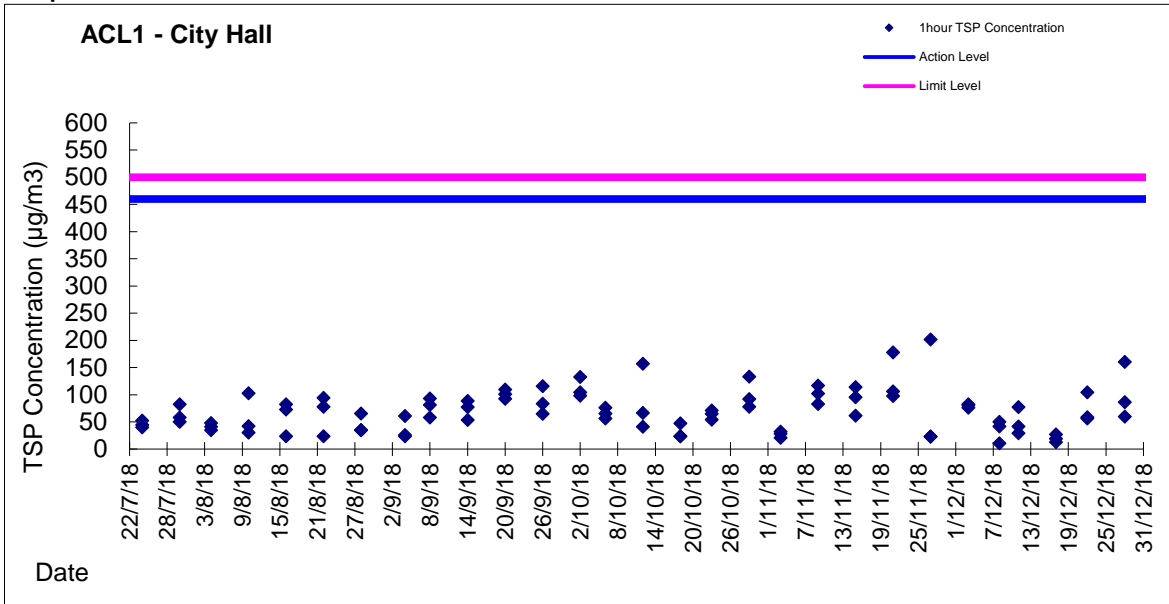
Date	Sampling Time	Weather Condition	Filter paper no.	Filter Weight, g		Elapse Time, hr		Sampling Time, hr	Flow Rate, $\text{m}^3/\text{min}$			Total Volume, $\text{m}^3$	TSP Level, $\mu\text{g}/\text{m}^3$
				Initial	Final	Initial	Final		Initial, $Q_{si}$	Final, $Q_{sf}$	Average		
1-Dec-18	8:00	Cloudy	ACL2a_24hr 28386	2.6749	2.7972	9939.44	9963.44	24.00	1.13	1.12	1.13	1620	75.5
7-Dec-18	8:00	Cloudy	ACL2a_24hr 206744	2.6808	2.7294	9966.45	9990.45	24.00	1.13	1.13	1.13	1628	29.8
10-Dec-18	8:00	Fine	ACL2a_24hr 206732	2.6852	2.7656	9993.47	10017.47	24.00	1.13	1.13	1.13	1633	49.2
15-Dec-18	8:00	Fine	ACL2a_24hr 140008	2.6810	2.7715	10020.48	10044.48	24.00	1.13	1.13	1.13	1631	55.5
21-Dec-18	8:00	Fine	ACL2a_24hr 140062	2.6625	2.7267	10047.49	10071.49	24.00	0.88	0.88	0.88	1268	50.6
27-Dec-18	8:00	Cloudy	ACL2a_24hr 140119	2.6467	2.7208	10074.49	10098.49	24.00	0.88	0.89	0.89	1277	58.0

Report on 1-hour TSP monitoring  
Action Level ( $\mu\text{g}/\text{m}^3$ ) - 300.1  
Limit Level ( $\mu\text{g}/\text{m}^3$ ) - 500

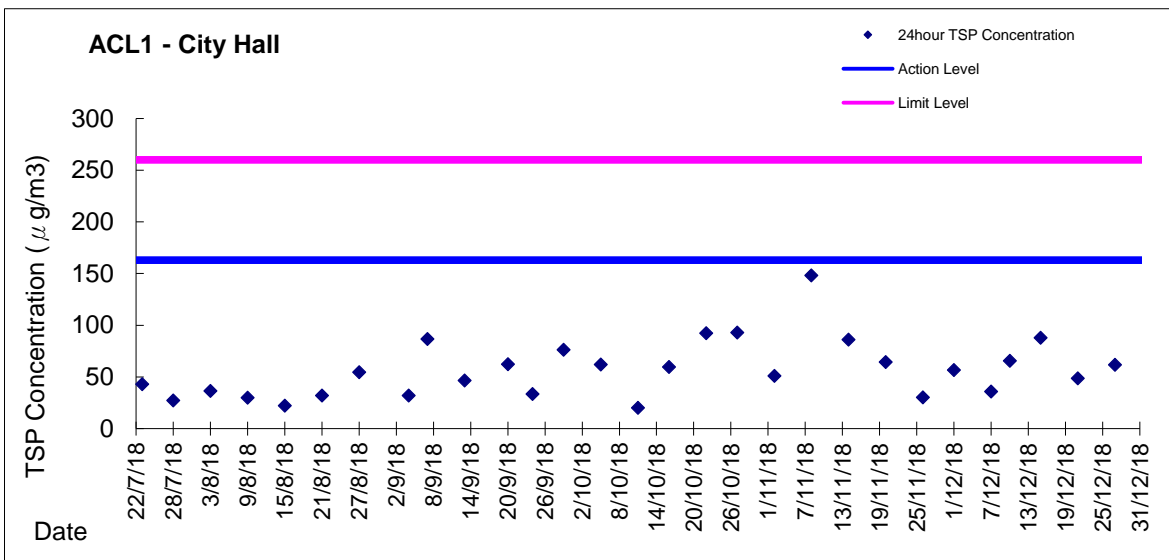
Date	Sampling Time	Weather Condition	Filter paper no.	Filter Weight, g		Elapse Time, hr		Sampling Time, hr	Flow Rate, $\text{m}^3/\text{min}$			Total Volume, $\text{m}^3$	TSP Level, $\mu\text{g}/\text{m}^3$
				Initial	Final	Initial	Final		Initial, $Q_{si}$	Final, $Q_{sf}$	Average		
3-Dec-18	8:05	Cloudy	ACL2a_1hr_1 28388	2.6872	2.6886	9963.45	9964.45	1.00	1.12	1.12	1.12	67	20.8
3-Dec-18	9:40	Cloudy	ACL2a_1hr_2 28457	2.6618	2.6642	9964.45	9965.45	1.00	1.12	1.12	1.12	67	35.7
3-Dec-18	13:00	Cloudy	ACL2a_1hr_3 28449	2.6891	2.6923	9965.45	9966.45	1.00	1.12	1.12	1.12	67	47.5
8-Dec-18	8:05	Cloudy	ACL2a_1hr_1 206713	2.6782	2.6793	9990.47	9991.47	1.00	1.13	1.13	1.13	68	16.2
8-Dec-18	9:17	Cloudy	ACL2a_1hr_2 206719	2.6808	2.6824	9991.47	9992.47	1.00	1.13	1.13	1.13	68	23.5
8-Dec-18	10:21	Cloudy	ACL2a_1hr_3 206726	2.6764	2.6779	9992.47	9993.47	1.00	1.13	1.13	1.13	68	22.0
11-Dec-18	13:00	Fine	ACL2a_1hr_1 140023	2.6636	2.6684	10017.48	10018.48	1.00	1.13	1.13	1.13	68	70.6
11-Dec-18	14:20	Fine	ACL2a_1hr_2 140002	2.6813	2.6895	10018.48	10019.48	1.00	1.13	1.13	1.13	68	120.6
11-Dec-18	15:30	Fine	ACL2a_1hr_3 140005	2.7258	2.7330	10019.48	10020.48	1.00	1.13	1.13	1.13	68	105.9
17-Dec-18	10:30	Fine	ACL2a_1hr_1 140082	2.6647	2.6659	10044.48	10045.48	1.00	1.13	1.13	1.13	68	17.6
17-Dec-18	13:00	Fine	ACL2a_1hr_2 140089	2.6483	2.6489	10045.48	10046.48	1.00	1.13	1.13	1.13	68	8.8
17-Dec-18	14:03	Fine	ACL2a_1hr_3 140093	2.6607	2.6626	10046.48	10047.48	1.00	1.13	1.13	1.13	68	27.9
22-Dec-18	8:50	Fine	ACL2a_1hr_1 140198	2.6452	2.6492	10071.49	10072.49	1.00	0.88	0.88	0.88	53	75.7
22-Dec-18	10:20	Fine	ACL2a_1hr_2 140103	2.6557	2.6593	10072.49	10073.49	1.00	0.88	0.88	0.88	53	68.1
22-Dec-18	13:00	Fine	ACL2a_1hr_3 140109	2.6517	2.6545	10073.49	10074.49	1.00	0.88	0.88	0.88	53	53.0
28-Dec-18	13:01	Cloudy	ACL2a_1hr_1 140138	2.6681	2.6715	10098.49	10099.49	1.00	0.89	0.89	0.89	53	63.6
28-Dec-18	14:24	Cloudy	ACL2a_1hr_2 140139	2.6452	2.6488	10099.49	10100.49	1.00	0.89	0.89	0.89	53	67.4
28-Dec-18	15:36	Cloudy	ACL2a_1hr_3 140153	2.6756	2.6793	10100.49	10101.49	1.00	0.89	0.89	0.89	53	69.2



Graphic Presentation of 1 hour TSP Result

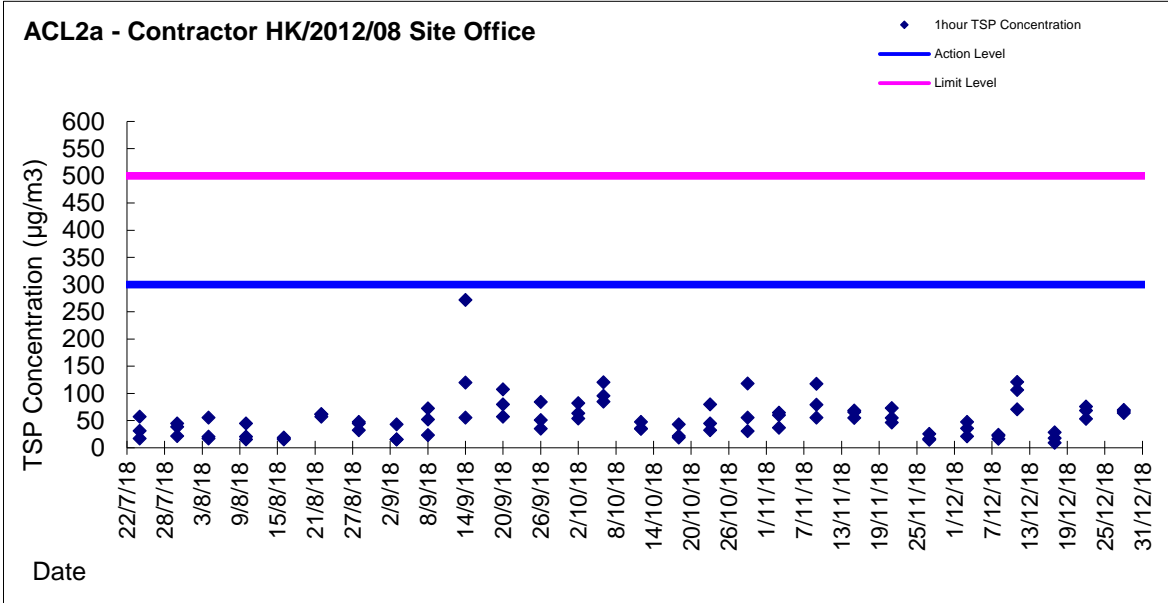


Graphic Presentation of 24 hour TSP Result





Graphic Presentation of 1 hour TSP Result



Graphic Presentation of 24 hour TSP Result

