



Location: ACL1 - City Hall

Report on 24-hour TSP monitoring
Action Level ($\mu\text{g}/\text{m}^3$) - 163
Limit Level ($\mu\text{g}/\text{m}^3$) - 260

Date	Sampling Time	Weather Condition	Filter paper no.	Filter Weight, g		Elapse Time, hr		Sampling Time, hr	Flow Rate, m^3/min			Total Volume, m^3	TSP Level, $\mu\text{g}/\text{m}^3$
				Initial	Final	Initial	Final		Initial, Q_{si}	Final, Q_{sf}	Average		
1-Jun-13	8:00	Fine	006757	2.6453	2.7897	871.41	895.41	24.00	1.20	1.20	1.20	1726	84
5-Jun-13	8:00	Cloudy	006730	2.6338	2.7311	898.41	922.41	24.00	1.23	1.23	1.23	1766	55
10-Jun-13	8:00	Cloudy	006798	2.6249	2.6760	925.51	949.51	24.00	1.20	1.21	1.20	1730	30
17-Jun-13	11:57	Cloudy	006994	2.6390	2.6948	955.40	979.40	24.00	1.22	1.22	1.22	1758	32
21-Jun-13	8:00	Fine	006542	2.6518	2.7629	955.40	979.40	24.00	1.22	1.22	1.22	1757	63
28-Jun-13	11:51	Fine	006971	2.6262	2.6980	1009.51	1033.51	24.00	1.01	1.01	1.01	1454	49

Due to lack of electricity supply, the 24hr TSP was rescheduled from 16 June 2013 to 17 June 2013 and from 27 June 2013 to 28 June 2013.

Report on 1-hour TSP monitoring
Action Level ($\mu\text{g}/\text{m}^3$) - 460
Limit Level ($\mu\text{g}/\text{m}^3$) - 500

Date	Sampling Time	Weather Condition	Filter paper no.	Filter Weight, g		Elapse Time, hr		Sampling Time, hr	Flow Rate, m^3/min			Total Volume, m^3	TSP Level, $\mu\text{g}/\text{m}^3$
				Initial	Final	Initial	Final		Initial, Q_{si}	Final, Q_{sf}	Average		
3-Jun-13	8:11	Fine	006724	2.6688	2.6744	895.41	896.41	1.00	1.32	1.32	1.32	79	71
3-Jun-13	9:20	Fine	006726	2.6476	2.6585	896.41	897.41	1.00	1.32	1.32	1.32	79	138
3-Jun-13	10:23	Fine	006728	2.6629	2.6682	897.41	898.41	1.00	1.32	1.32	1.32	79	67
6-Jun-13	8:40	Cloudy	006804	2.6346	2.6395	922.41	923.41	1.00	1.23	1.23	1.23	74	67
6-Jun-13	9:42	Cloudy	006802	2.6424	2.6472	923.41	924.41	1.00	1.23	1.23	1.23	74	65
6-Jun-13	10:45	Cloudy	006800	2.6317	2.6358	924.41	925.41	1.00	1.23	1.23	1.23	74	56
11-Jun-13	10:20	Rainy	006703	2.6557	2.6643	949.51	950.51	1.00	1.32	1.32	1.32	79	109
11-Jun-13	15:05	Rainy	007004	2.6587	2.6732	950.51	951.51	1.00	1.32	1.32	1.32	79	183
11-Jun-13	16:12	Rainy	007003	2.6594	2.6642	951.51	952.51	1.00	1.32	1.32	1.32	79	61
17-Jun-13	8:05	Cloudy	007001	2.6423	2.6457	952.40	953.40	1.00	1.22	1.22	1.22	73	46
17-Jun-13	9:12	Cloudy	006998	2.6386	2.6402	953.40	954.40	1.00	1.22	1.22	1.22	73	22
17-Jun-13	10:16	Cloudy	006996	2.6692	2.6730	954.40	955.40	1.00	1.22	1.22	1.22	73	52
22-Jun-13	8:12	Cloudy	006504	2.7137	2.7195	979.40	980.40	1.00	1.22	1.22	1.22	73	79
22-Jun-13	9:20	Cloudy	006500	2.7183	2.7235	980.40	981.40	1.00	1.22	1.22	1.22	73	71
22-Jun-13	10:25	Cloudy	006496	2.7416	2.7463	981.40	982.40	1.00	1.22	1.22	1.22	73	64
28-Jun-13	8:06	Fine	005584	2.8709	2.8743	1006.51	1007.51	1.00	1.01	1.01	1.01	61	56
28-Jun-13	9:25	Fine	006539	2.6623	2.6657	1007.51	1008.51	1.00	1.01	1.01	1.01	61	56
28-Jun-13	10:40	Fine	006541	2.6495	2.6520	1008.51	1009.51	1.00	1.01	1.01	1.01	61	41



Location: ACL2 - People's Liberation Army Hong Kong Building

Report on 24-hour TSP monitoring
Action Level ($\mu\text{g}/\text{m}^3$) - 154
Limit Level ($\mu\text{g}/\text{m}^3$) - 260

Date	Sampling Time	Weather Condition	Filter paper no.	Filter Weight, g		Elapse Time, hr		Sampling Time, hr	Flow Rate, m^3/min			Total Volume, m^3	TSP Level, $\mu\text{g}/\text{m}^3$
				Initial	Final	Initial	Final		Initial, Q_{si}	Final, Q_{sf}	Average		
1-Jun-13	8:00	Fine	006758	2.6676	2.7208	196.10	220.10	24.00	1.13	1.13	1.13	1627	33
5-Jun-13	8:00	Cloudy	006731	2.6596	2.7639	223.10	247.10	24.00	1.18	1.18	1.18	1696	61
10-Jun-13	8:00	Cloudy	006797	2.6326	2.8135	250.10	274.10	24.00	1.15	1.15	1.15	1656	109
17-Jun-13	12:05	Cloudy	006993	2.6490	2.7133	280.10	304.10	24.00	1.15	1.15	1.15	1651	39
21-Jun-13	8:00	Fine	006538	2.6362	2.7833	280.10	304.10	24.00	1.14	1.14	1.14	1648	89
27-Jun-13	8:00	Fine	005583	2.8579	2.9312	331.13	355.13	24.00	1.12	1.12	1.12	1617	45

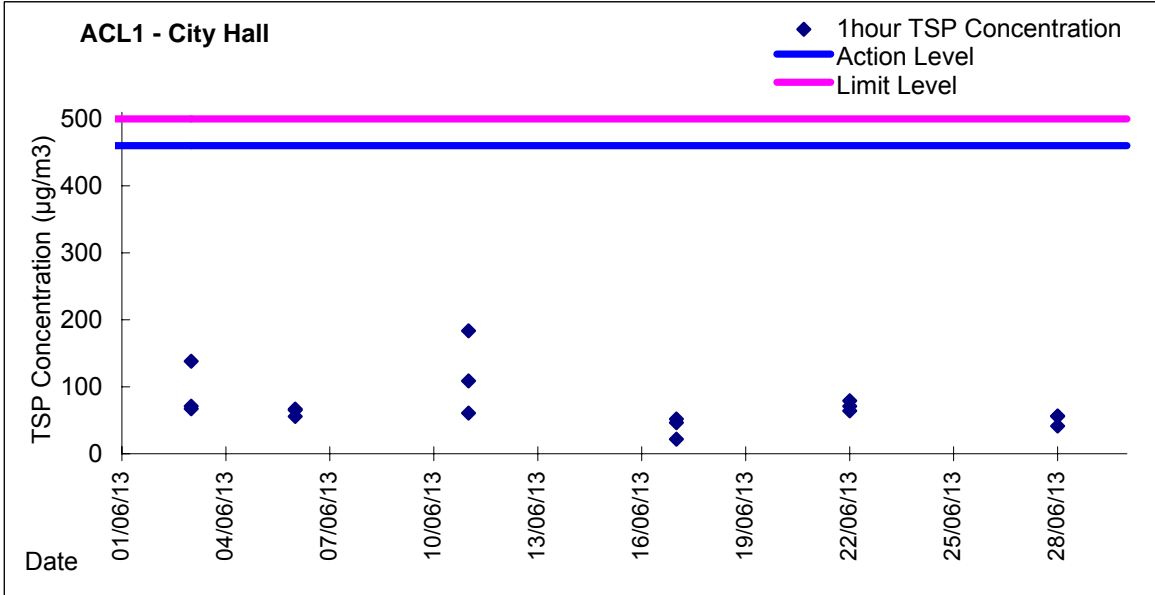
Due to lack of electricity supply, the 24hr TSP was rescheduled from 16 June 2013 to 17 June 2013

Report on 1-hour TSP monitoring
Action Level ($\mu\text{g}/\text{m}^3$) - 432
Limit Level ($\mu\text{g}/\text{m}^3$) - 500

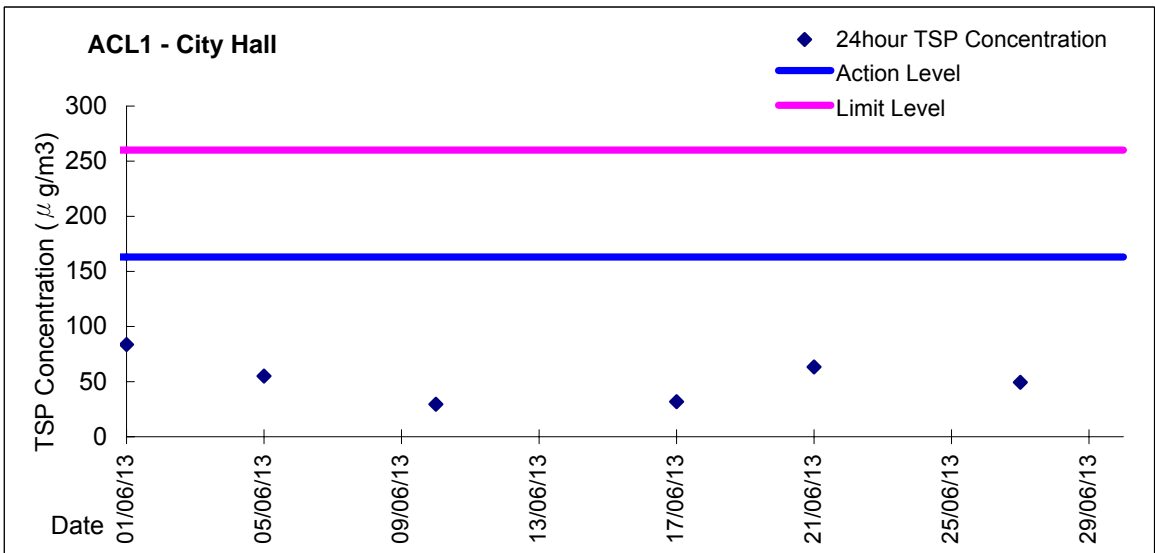
Date	Sampling Time	Weather Condition	Filter paper no.	Filter Weight, g		Elapse Time, hr		Sampling Time, hr	Flow Rate, m^3/min			Total Volume, m^3	TSP Level, $\mu\text{g}/\text{m}^3$
				Initial	Final	Initial	Final		Initial, Q_{si}	Final, Q_{sf}	Average		
3-Jun-13	8:22	Fine	006728	2.6668	2.6688	220.10	221.10	1.00	1.13	1.13	1.13	68	30
3-Jun-13	9:25	Fine	006727	2.6134	2.6180	221.10	222.10	1.00	1.13	1.13	1.13	68	68
3-Jun-13	10:28	Fine	006729	2.6386	2.6446	222.10	223.10	1.00	1.13	1.13	1.13	68	89
6-Jun-13	8:50	Cloudy	006803	2.6665	2.6696	247.10	248.10	1.00	1.13	1.13	1.13	68	46
6-Jun-13	9:53	Cloudy	006801	2.6210	2.6271	248.10	249.10	1.00	1.13	1.13	1.13	68	90
6-Jun-13	10:57	Cloudy	006799	2.6522	2.6579	249.10	250.10	1.00	1.13	1.13	1.13	68	84
11-Jun-13	13:00	Rainy	007005	2.6429	2.6513	274.10	275.10	1.00	1.13	1.13	1.13	68	124
11-Jun-13	14:20	Rainy	007002	2.6228	2.6371	275.10	276.10	1.00	1.13	1.13	1.13	68	211
11-Jun-13	15:32	Rainy	007000	2.7510	2.7610	276.10	277.10	1.00	1.11	1.11	1.11	66	151
17-Jun-13	8:09	Cloudy	006999	2.6291	2.6307	277.10	278.10	1.00	1.12	1.12	1.12	67	24
17-Jun-13	9:16	Cloudy	006997	2.6613	2.6635	278.10	279.10	1.00	1.12	1.12	1.12	67	33
17-Jun-13	10:25	Cloudy	006995	2.6525	2.6541	279.10	280.10	1.00	1.12	1.12	1.12	67	24
22-Jun-13	8:45	Cloudy	006503	2.7161	2.7223	304.10	305.10	1.00	1.07	1.07	1.07	64	96
22-Jun-13	9:56	Cloudy	006499	2.7640	2.7705	305.10	306.10	1.00	1.12	1.12	1.12	67	96
22-Jun-13	10:59	Cloudy	006495	2.6920	2.6986	306.10	307.10	1.00	1.12	1.12	1.12	67	98
28-Jun-13	8:23	Fine	005580	2.8573	2.8620	355.13	356.13	1.00	1.07	1.07	1.07	64	73
28-Jun-13	9:40	Fine	006540	2.6441	2.6479	356.13	357.13	1.00	1.07	1.07	1.07	64	59
28-Jun-13	10:55	Fine	006970	2.6316	2.6334	357.13	358.13	1.00	1.07	1.07	1.07	64	28



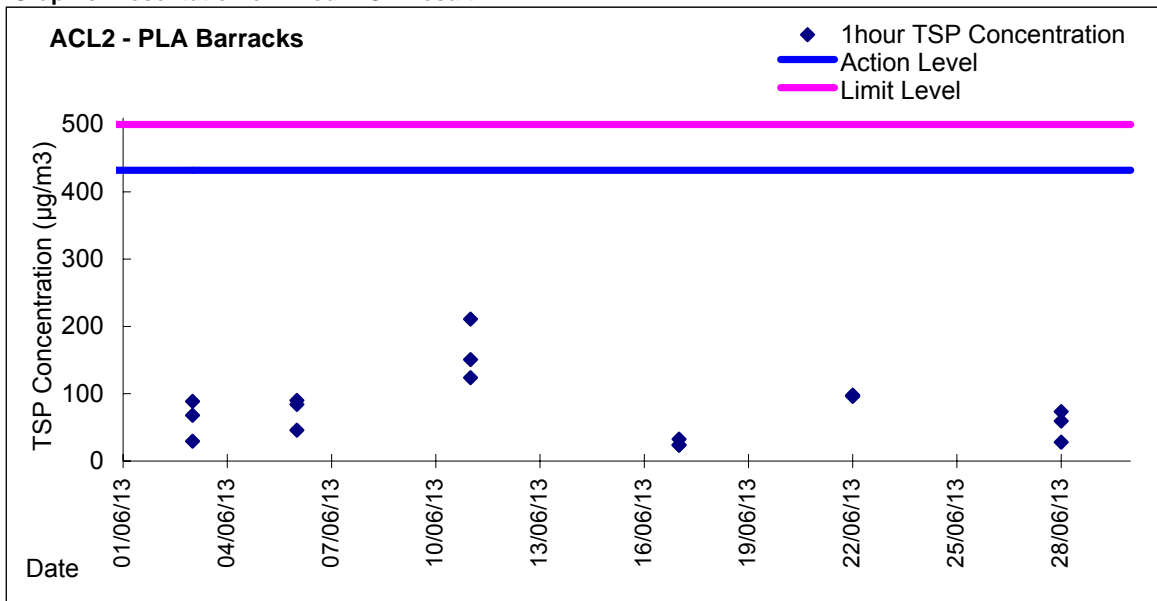
Graphic Presentation of 1 hour TSP Result



Graphic Presentation of 24 hour TSP Result



Graphic Presentation of 1 hour TSP Result



Graphic Presentation of 24 hour TSP Result

