



Location: ACL1 - City Hall

Report on 24-hour TSP monitoring  
Action Level ( $\mu\text{g}/\text{m}^3$ ) - 163  
Limit Level ( $\mu\text{g}/\text{m}^3$ ) - 260

Date	Sampling Time	Weather Condition	Filter paper no.	Filter Weight, g		Elapse Time, hr		Sampling Time, hr	Flow Rate, $\text{m}^3/\text{min}$			Total Volume, $\text{m}^3$	TSP Level, $\mu\text{g}/\text{m}^3$
				Initial	Final	Initial	Final		Initial, $Q_{si}$	Final, $Q_{sf}$	Average		
3-Jul-13	8:00	Fine	006981	2.6259	2.6633	1033.51	1057.51	24.00	1.07	1.07	1.07	1538	24
9-Jul-13	8:00	Fine	006937	2.6584	2.6993	1060.51	1084.51	24.00	1.01	1.01	1.01	1459	28
15-Jul-13	8:00	Rainy	006941	2.6526	2.6970	1087.51	1111.51	24.00	1.08	1.08	1.08	1548	29
20-Jul-13	8:00	Rainy	006949	2.6601	2.6987	1114.51	1138.51	24.00	0.99	0.99	0.99	1420	27
26-Jul-13	8:00	Rainy	007336	2.6751	2.7130	1141.51	1165.51	24.00	1.07	1.07	1.07	1545	25

Report on 1-hour TSP monitoring  
Action Level ( $\mu\text{g}/\text{m}^3$ ) - 460  
Limit Level ( $\mu\text{g}/\text{m}^3$ ) - 500

Date	Sampling Time	Weather Condition	Filter paper no.	Filter Weight, g		Elapse Time, hr		Sampling Time, hr	Flow Rate, $\text{m}^3/\text{min}$			Total Volume, $\text{m}^3$	TSP Level, $\mu\text{g}/\text{m}^3$
				Initial	Final	Initial	Final		Initial, $Q_{si}$	Final, $Q_{sf}$	Average		
4-Jul-13	8:45	Fine	006975	2.6402	2.6436	1057.51	1058.51	1.00	1.01	1.01	1.01	61	56
4-Jul-13	9:48	Fine	006977	2.6077	2.6117	1058.51	1059.51	1.00	1.01	1.01	1.01	61	66
4-Jul-13	10:50	Fine	006979	2.6184	2.6222	1059.51	1060.51	1.00	1.01	1.01	1.01	61	63
10-Jul-13	8:09	Rainy	006963	2.6435	2.6484	1084.51	1085.51	1.00	1.07	1.07	1.07	64	76
10-Jul-13	9:17	Rainy	006965	2.6107	2.6145	1085.51	1086.51	1.00	1.01	1.01	1.01	61	62
10-Jul-13	10:25	Rainy	006601	2.6173	2.6244	1086.51	1087.51	1.00	1.13	1.13	1.13	68	105
16-Jul-13	8:39	Rainy	006943	2.6602	2.6655	1111.51	1112.51	1.00	1.02	1.02	1.02	61	87
16-Jul-13	9:47	Rainy	006945	2.6862	2.6884	1112.51	1113.51	1.00	1.08	1.13	1.10	66	33
16-Jul-13	10:56	Rainy	006947	2.6511	2.6548	1113.51	1114.51	1.00	0.87	0.87	0.87	52	71
22-Jul-13	8:06	Rainy	006951	2.6391	2.6428	1138.51	1139.51	1.00	0.96	0.96	0.96	57	64
22-Jul-13	9:10	Rainy	006598	2.6309	2.6377	1139.51	1140.51	1.00	1.01	1.01	1.01	61	112
22-Jul-13	10:15	Rainy	007333	2.6837	2.6912	1140.51	1141.51	1.00	0.90	0.90	0.90	54	139
27-Jul-13	8:13	Rainy	007341	2.6934	2.6976	1165.51	1166.51	1.00	0.84	0.84	0.84	50	83
27-Jul-13	9:16	Rainy	007343	2.6357	2.6389	1166.51	1167.51	1.00	0.90	0.90	0.90	54	59
27-Jul-13	10:19	Rainy	007385	2.6742	2.6771	1167.51	1168.51	1.00	1.01	1.01	1.01	61	48



Location: ACL2 - People's Liberation Army Hong Kong Building

Report on 24-hour TSP monitoring

Action Level ( $\mu\text{g}/\text{m}^3$ ) - 154

Limit Level ( $\mu\text{g}/\text{m}^3$ ) - 260

Date	Sampling Time	Weather Condition	Filter paper no.	Filter Weight, g		Elapse Time, hr		Sampling Time, hr	Flow Rate, $\text{m}^3/\text{min}$			Total Volume, $\text{m}^3$	TSP Level, $\mu\text{g}/\text{m}^3$
				Initial	Final	Initial	Final		Initial, $Q_{si}$	Final, $Q_{sf}$	Average		
3-Jul-13	8:00	Fine	006602	2.6217	2.6794	358.13	382.13	24.00	1.12	1.12	1.12	1619	36
9-Jul-13	8:00	Fine	006982	2.6506	2.7114	385.14	409.14	24.00	1.13	1.13	1.13	1623	37
15-Jul-13	8:00	Rainy	006942	2.6233	2.6666	412.16	436.16	24.00	1.16	1.16	1.16	1669	26
20-Jul-13	8:00	Rainy	006950	2.6594	2.7114	439.15	463.15	24.00	1.16	1.16	1.16	1666	31
26-Jul-13	8:00	Rainy	007335	2.6764	2.7239	466.15	490.15	24.00	1.16	1.16	1.16	1666	29

Report on 1-hour TSP monitoring

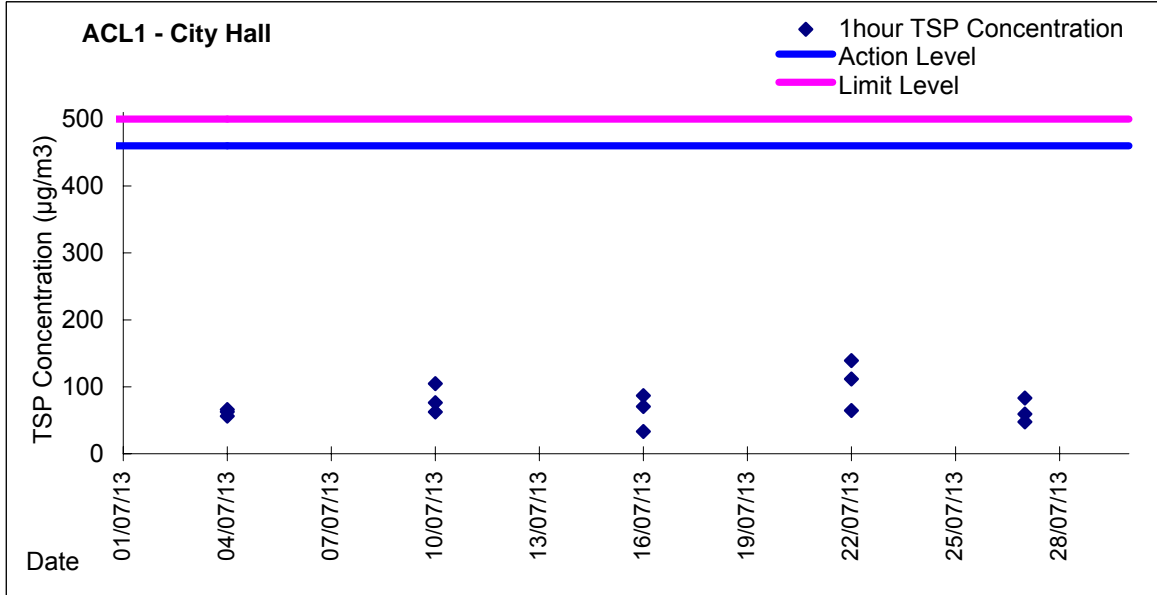
Action Level ( $\mu\text{g}/\text{m}^3$ ) - 432

Limit Level ( $\mu\text{g}/\text{m}^3$ ) - 500

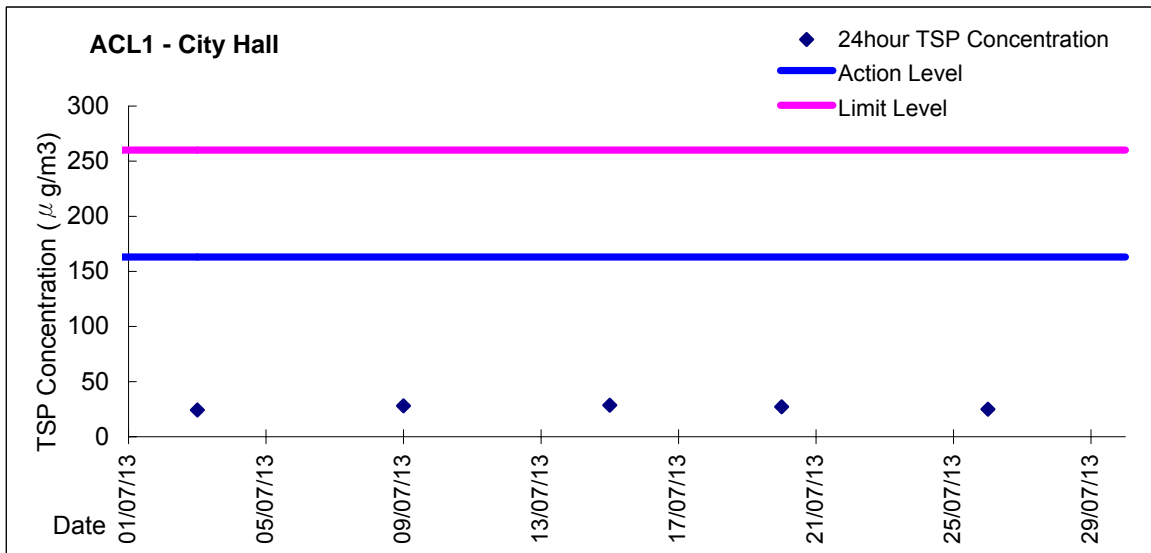
Date	Sampling Time	Weather Condition	Filter paper no.	Filter Weight, g		Elapse Time, hr		Sampling Time, hr	Flow Rate, $\text{m}^3/\text{min}$			Total Volume, $\text{m}^3$	TSP Level, $\mu\text{g}/\text{m}^3$
				Initial	Final	Initial	Final		Initial, $Q_{si}$	Final, $Q_{sf}$	Average		
4-Jul-13	8:13	Fine	006976	2.6240	2.6276	382.13	383.13	1.00	1.07	1.07	1.07	64	56
4-Jul-13	9:55	Fine	006978	2.6329	2.6386	383.13	384.13	1.00	1.07	1.07	1.07	64	89
4-Jul-13	10:58	Fine	006980	2.6320	2.6374	384.13	385.13	1.00	1.07	1.07	1.07	64	84
10-Jul-13	8:16	Rainy	006904	2.6287	2.6333	409.14	410.14	1.00	1.07	1.07	1.07	64	72
10-Jul-13	9:23	Rainy	006966	2.6215	2.6270	410.14	411.14	1.00	1.07	1.07	1.07	64	86
10-Jul-13	10:36	Rainy	006940	2.6698	2.6759	411.14	412.14	1.00	1.07	1.07	1.07	64	95
16-Jul-13	8:49	Rainy	006944	2.6468	2.6488	436.16	437.16	1.00	1.16	1.16	1.16	70	29
16-Jul-13	9:53	Rainy	006946	2.6692	2.6727	437.16	438.16	1.00	1.16	1.16	1.16	70	50
16-Jul-13	10:58	Rainy	006948	2.6407	2.6426	438.16	439.16	1.00	1.16	1.16	1.16	70	27
22-Jul-13	8:33	Rainy	006952	2.6602	2.6637	463.15	464.15	1.00	1.13	1.13	1.13	68	52
22-Jul-13	9:42	Rainy	007332	2.6829	2.6841	464.15	465.15	1.00	1.13	1.13	1.13	68	18
22-Jul-13	10:57	Rainy	007334	2.6895	2.6905	465.15	466.15	1.00	1.13	1.13	1.13	68	15
27-Jul-13	8:23	Rainy	007342	2.6502	2.6540	490.15	491.15	1.00	1.13	1.13	1.13	68	56
27-Jul-13	9:30	Rainy	007384	2.6654	2.6718	491.15	492.15	1.00	1.13	1.13	1.13	68	95
27-Jul-13	10:35	Rainy	007386	2.6737	2.6805	492.15	493.15	1.00	1.13	1.13	1.13	68	100



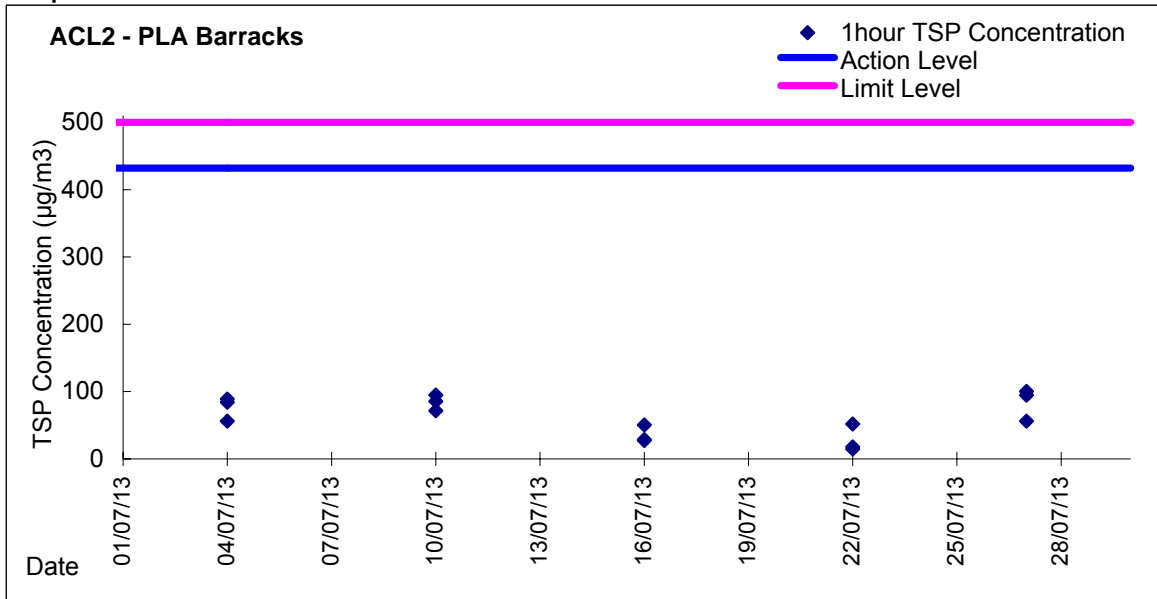
Graphic Presentation of 1 hour TSP Result



Graphic Presentation of 24 hour TSP Result



Graphic Presentation of 1 hour TSP Result



Graphic Presentation of 24 hour TSP Result

