



Location: CMA5b - Pedestrian Plaza

Report on 24-hour TSP monitoring for EP-376/2009

Action Level - 209.9 µg/m³

Limit Level - 260 µg/m³

Date	Sampling Time	Weather Condition	Filter paper no.	Filter Weight, g		Elapse Time, hr		Sampling Time, hr	Flow Rate, m ³ /min			Total Volume, m ³	TSP Level, µg/m ³
				Initial	Final	Initial	Final		Initial, Q _{si}	Final, Q _{sf}	Average		
28-Dec-16	8:00	Cloudy	18695	2.6357	2.7271	7754.77	7778.77	24.00	0.99	0.99	0.99	1425	64.1
3-Jan-17	8:00	Fine	18538	2.7975	2.9382	7781.77	7805.77	24.00	0.79	0.79	0.79	1136	123.9
9-Jan-17	8:00	Fine	18722	2.6728	2.9362	7808.77	7832.77	24.00	0.85	0.91	0.88	1264	208.4
14-Jan-17	8:00	Cloudy	18846	2.8518	3.0150	7835.77	7859.77	24.00	0.86	0.86	0.86	1234	132.3
20-Jan-17	8:00	Fine	18801	2.6650	2.9490	7862.77	7886.77	24.00	0.91	0.92	0.92	1320	215.1
26-Jan-17	8:00	Fine	18489	2.8413	3.0590	7889.77	7913.77	24.00	0.95	0.95	0.95	1364	159.6

Report on 1-hour TSP monitoring for EP-376/2009

Action Level - 339.7 µg/m³

Limit Level - 500 µg/m³

Date	Sampling Time	Weather Condition	Filter paper no.	Filter Weight, g		Elapse Time, hr		Sampling Time, hr	Flow Rate, m ³ /min			Total Volume, m ³	TSP Level, µg/m ³
				Initial	Final	Initial	Final		Initial, Q _{si}	Final, Q _{sf}	Average		
29-Dec-16	8:05	Cloudy	18616	2.8360	2.8437	7778.77	7779.77	1.00	1.10	1.10	1.10	66	116.3
29-Dec-16	9:15	Cloudy	18469	2.8398	2.8497	7779.77	7780.77	1.00	1.10	1.10	1.10	66	149.5
29-Dec-16	11:00	Cloudy	18466	2.8374	2.8525	7780.77	7781.77	1.00	1.10	1.10	1.10	66	228.0
4-Jan-17	8:04	Fine	18609	2.8047	2.8147	7805.77	7806.77	1.00	0.91	0.91	0.91	55	183.4
4-Jan-17	9:15	Fine	18714	2.6963	2.7131	7806.77	7807.77	1.00	0.91	0.91	0.91	55	308.0
4-Jan-17	11:00	Fine	18717	2.6760	2.6899	7807.77	7808.77	1.00	0.91	0.91	0.91	55	254.9
10-Jan-17	8:02	Fine	18769	2.6804	2.6901	7832.77	7833.77	1.00	0.79	0.79	0.79	47	204.7
10-Jan-17	9:30	Fine	18860	2.8351	2.8508	7833.77	7834.77	1.00	0.85	0.85	0.85	51	307.8
10-Jan-17	10:45	Fine	18854	2.8277	2.8378	7834.77	7835.77	1.00	0.88	0.88	0.88	53	191.2
16-Jan-17	8:02	Cloudy	18902	2.8224	2.8296	7859.77	7860.77	1.00	0.92	0.86	0.89	53	135.2
16-Jan-17	9:30	Cloudy	18836	2.8410	2.8492	7860.77	7861.77	1.00	0.92	0.86	0.89	53	154.0
16-Jan-17	13:00	Cloudy	18808	2.6508	2.6653	7861.77	7862.77	1.00	0.92	0.92	0.92	55	263.4
21-Jan-17	8:04	Fine	18910	2.8194	2.8358	7886.77	7887.77	1.00	0.92	0.92	0.92	55	297.5
21-Jan-17	9:20	Fine	18781	2.6622	2.6767	7887.77	7888.77	1.00	0.92	0.92	0.92	55	263.0
21-Jan-17	10:50	Fine	18451	2.8395	2.8547	7888.77	7889.77	1.00	0.80	0.80	0.80	48	317.7
27-Jan-17	8:04	Fine	18977	2.8929	2.8968	7913.77	7914.77	1.00	0.79	0.79	0.79	48	81.8
27-Jan-17	9:43	Fine	18975	2.8969	2.9095	7914.77	7915.77	1.00	0.92	0.92	0.92	55	229.4
27-Jan-17	10:50	Fine	18987	2.9171	2.9210	7915.77	7916.77	1.00	0.79	0.79	0.79	48	81.8



Location: CMA6a - WDII PRE Office

Report on 24-hour TSP monitoring for EP-376/2009

Action Level - 207.1 µg/m³

Limit Level - 260 µg/m³

Date	Sampling Time	Weather Condition	Filter paper no.	Filter Weight, g		Elapse Time, hr		Sampling Time, hr	Flow Rate, m ³ /min			Total Volume, m ³	TSP Level, µg/m ³
				Initial	Final	Initial	Final		Initial, Q _{si}	Final, Q _{sf}	Average		
28-Dec-16	8:00	Cloudy	18657	2.6376	2.7205	1440.60	1464.60	24.00	0.93	0.93	0.93	1339	61.9
3-Jan-17	8:00	Fine	18531	2.7976	2.9075	1467.61	1491.61	24.00	1.01	1.01	1.01	1456	75.5
9-Jan-17	8:00	Fine	18720	2.6967	2.8600	1494.61	1518.61	24.00	0.89	0.90	0.90	1290	126.6
14-Jan-17	8:00	Cloudy	18844	2.8446	2.9299	1521.61	1545.61	24.00	1.02	1.02	1.02	1467	58.1
20-Jan-17	8:00	Fine	18820	2.6760	2.7941	1548.61	1572.61	24.00	1.02	1.02	1.02	1466	80.5
26-Jan-17	8:00	Fine	18488	2.8220	2.9624	1575.61	1599.61	24.00	1.02	1.02	1.02	1466	95.7

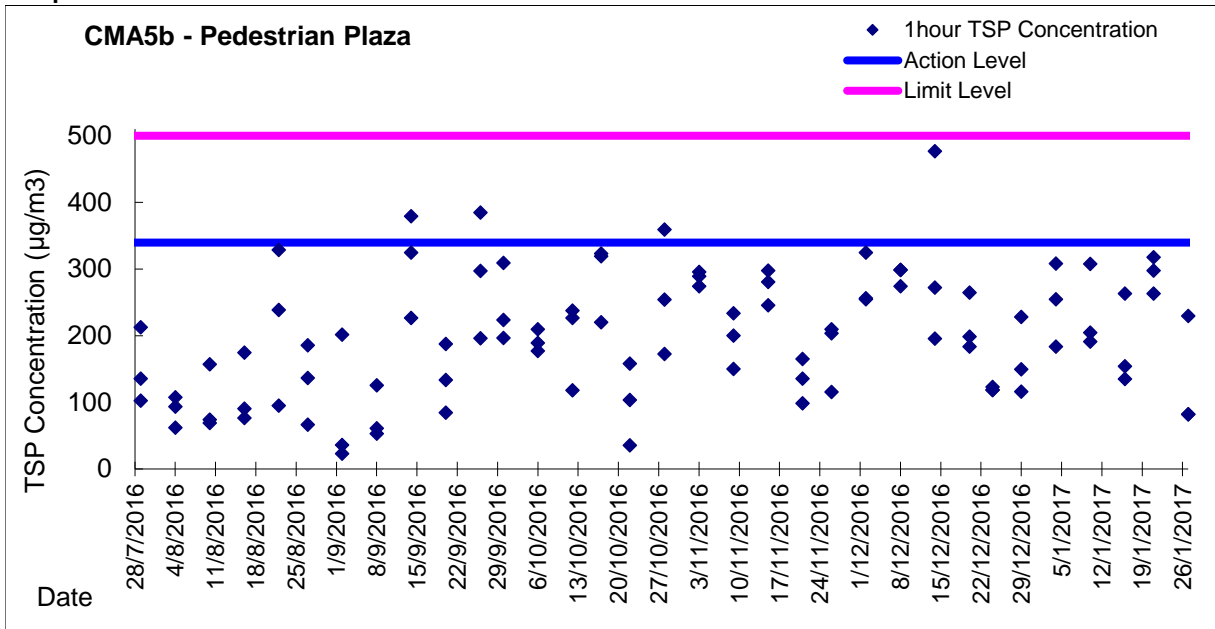
Report on 1-hour TSP monitoring for EP-376/2009

Action Level - 333 µg/m³

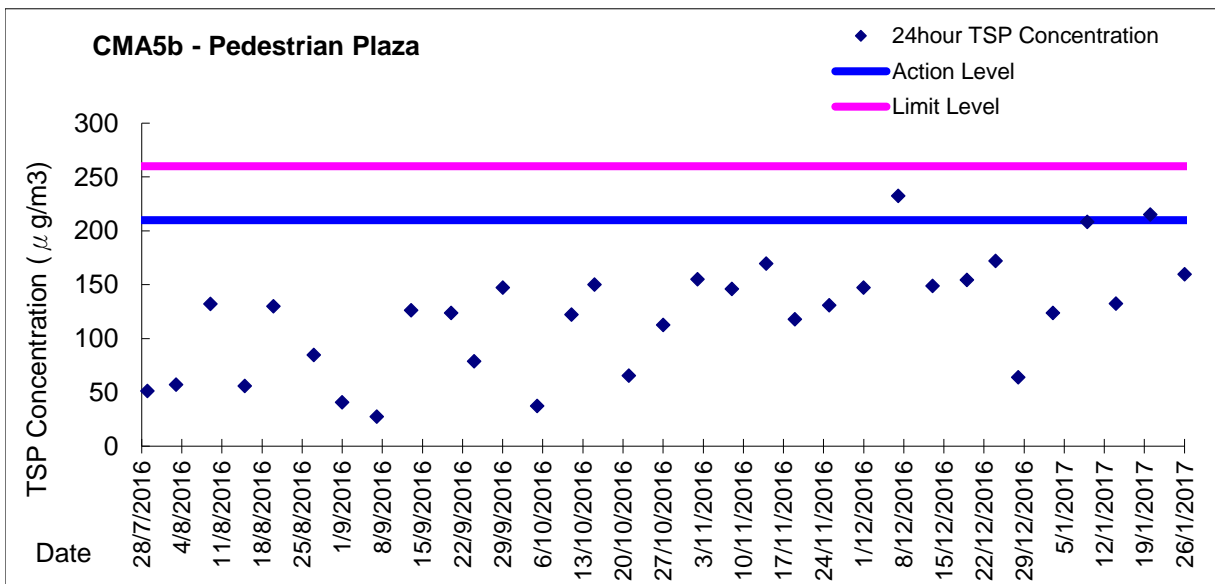
Limit Level - 500 µg/m³

Date	Sampling Time	Weather Condition	Filter paper no.	Filter Weight, g		Elapse Time, hr		Sampling Time, hr	Flow Rate, m ³ /min			Total Volume, m ³	TSP Level, µg/m ³
				Initial	Final	Initial	Final		Initial, Q _{si}	Final, Q _{sf}	Average		
29-Dec-16	8:05	Cloudy	18443	2.8533	2.8586	1464.60	1465.60	1.00	1.06	1.06	1.06	63	83.6
29-Dec-16	9:15	Cloudy	18467	2.8356	2.8405	1465.60	1466.60	1.00	1.06	1.06	1.06	63	77.3
29-Dec-16	10:20	Cloudy	18464	2.8398	2.8449	1466.60	1467.60	1.00	1.06	1.06	1.06	63	80.4
4-Jan-17	8:03	Fine	18705	2.6398	2.6438	1491.61	1492.61	1.00	0.90	0.90	0.90	54	74.3
4-Jan-17	9:50	Fine	18712	2.6718	2.6769	1492.61	1493.61	1.00	0.90	0.90	0.90	54	94.7
4-Jan-17	10:55	Fine	18706	2.6806	2.6850	1493.61	1494.61	1.00	0.90	0.90	0.90	54	81.7
10-Jan-17	8:08	Fine	18868	2.8386	2.8470	1518.61	1519.61	1.00	1.01	1.01	1.01	61	138.3
10-Jan-17	9:30	Fine	18862	2.8641	2.8714	1519.61	1520.61	1.00	1.01	1.01	1.01	61	120.2
10-Jan-17	11:00	Fine	18852	2.8415	2.8445	1520.61	1521.61	1.00	1.01	1.01	1.01	61	49.4
16-Jan-17	8:15	Cloudy	18537	2.8174	2.8191	1545.61	1546.61	1.00	1.02	1.02	1.02	61	27.8
16-Jan-17	9:45	Cloudy	18839	2.8593	2.8650	1546.61	1547.61	1.00	1.02	1.02	1.02	61	93.2
16-Jan-17	13:00	Cloudy	18806	2.6754	2.6847	1547.61	1548.61	1.00	1.02	1.02	1.02	61	152.1
21-Jan-17	8:02	Fine	18815	2.6409	2.6526	1572.61	1573.61	1.00	1.02	1.02	1.02	61	191.2
21-Jan-17	9:10	Fine	18457	2.8307	2.8377	1573.61	1574.61	1.00	1.02	1.02	1.02	61	114.4
21-Jan-17	10:50	Fine	18452	2.8316	2.8355	1574.61	1575.61	1.00	1.02	1.02	1.02	61	63.7
27-Jan-17	8:02	Fine	18478	2.8535	2.8574	1599.61	1600.61	1.00	1.02	1.02	1.02	61	63.9
27-Jan-17	9:45	Fine	19005	2.8222	2.8276	1600.61	1601.61	1.00	1.02	1.02	1.02	61	88.5
27-Jan-17	10:48	Fine	18972	2.8769	2.8804	1601.61	1602.61	1.00	1.02	1.02	1.02	61	57.4

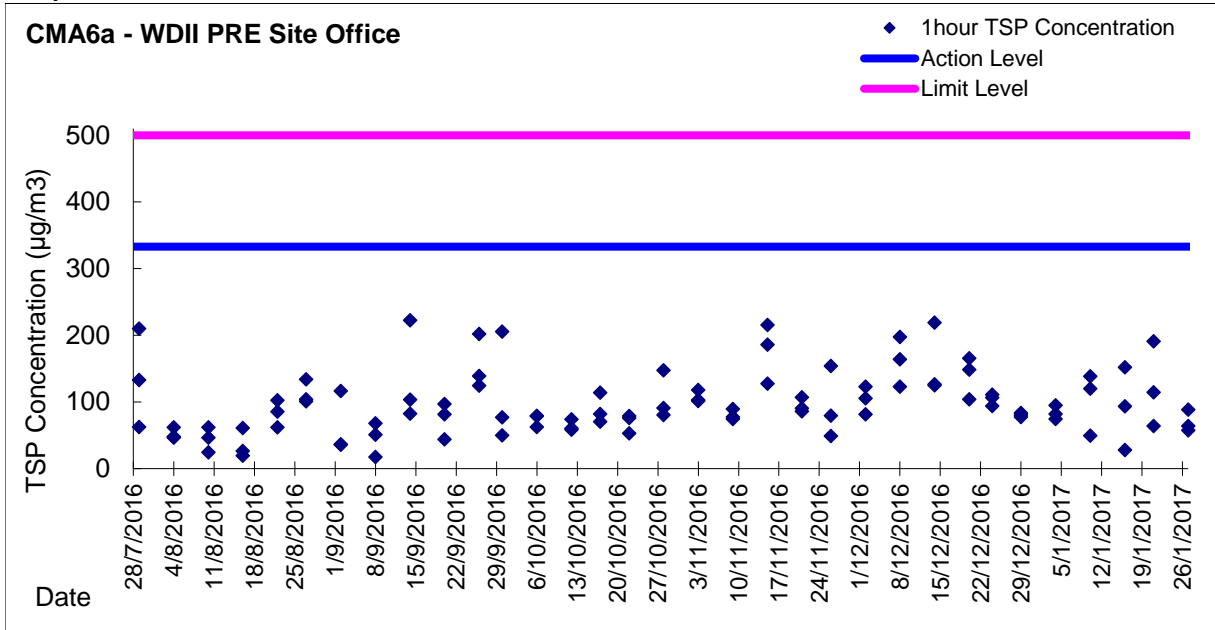
Graphic Presentation of 1 hour TSP Result for EP-376/2009



Graphic Presentation of 24 hour TSP Result for EP-376/2009



Graphic Presentation of 1 hour TSP Result for EP-376/2009



Graphic Presentation of 24 hour TSP Result for EP-376/2009

