CONTRACT NO: HK/2011/07

WANCHAI DEVELOPMENT PHASE II AND CENTRAL WANCHAI BYPASS SAMPLING, FIELD MEASUREMENT AND TESTING WORK (STAGE 2)

ENVIRONMENTAL PERMIT NO. EP-364/2009/A, FURTHER EVIRONMENTAL PERMIT NOS. FEP-01/364/2009, FEP-02/364/2009, FEP-03/364/2009, FEP-05/364/2009/A, FEP-06/364/2009/A, FEP-07/364/2009/A AND FEP-08/364/2009/A

MONTHLY ENVIRONMENTAL MONITORING & AUDIT REPORT

- JULY 2012 -

CLIENTS:

Civil Engineering and Development Department

and

Highways Department

PREPARED BY:

Lam Geotechnics Limited

11/F Centre Point
181-185 Gloucester Road,
Wanchai, H.K.

Telephone: (852) 2882-3939
Facsimile: (852) 2882-3331
E-mail: info@lamenviro.com
Website: http://www.lamenviro.com

CERTIFIED BY:

Raymond Dai
Environmental Team Leader

DATE:

13 August 2012

ENVIRON

Ref.: AACWBIECEM00_0_3045L.12

13 August 2012

By Post and Fax (2691 2649)

AECOM Asia Company Limited
8/F, Tower 2
Grand Central Plaza
138 Shatin Rural Committee Road,
Shatin, New Territories,
Hong Kong

Attention: Mr. Kelvin CHENG

Dear Sir,

Re: Wan Chai Development Phase II and Central-Wan Chai Bypass Monthly Environmental Monitoring and Audit Report (July 2012) for EP-364/2009/A, FEP-01/364/2009, FEP-02/364/2009, FEP-03/364/2009, FEP-05/364/2009/A, FEP-06/364/2009/A, FEP-07/364/2009/A and FEP-08/364/2009/A

Reference is made to the Environmental Team's submission of the captioned Monthly Environmental Monitoring and Audit (EM&A) Report for July 2012 dated 10 August 2012.

Please be informed that we have no adverse comment on the captioned submission. We write to verify the captioned submission in accordance with Condition 3.4 in the captioned Environmental Permits.

Thank you very much for your kind attention and please do not hesitate to contact the undersigned should you have any queries.

Yours sincerely,

David Yeung
Independent Environmental Checker

c.c.	HyD	Mr. Jones Lai	by fax: 2714 5289
	CEDD	Mr. Patrick Keung	by fax: 2577 5040
	AECOM	Mr. Francis Leong / Mr. Stephen Lai	by fax: 2691 2649
	Lam	Mr. Raymond Dai	by fax: 2882 3331

Q:\Projects\AACWBIECEM00\Corr\AACWBIECEM00_0_3045L.12.doc

TABLE OF CONTENTS

EXECUTIVE SUMMARY 4

1. INTRODUCTION 9

1.1 Scope of the Report 9
1.2 Structure of the Report 9

2. PROJECT BACKGROUND 11

2.1 Background 11
2.2 Scope of the Project and Site Description 11
2.3 Division of the Project Responsibility 12
2.4 Project Organization and Contact Personnel 13

3. STATUS OF REGULATORY COMPLIANCE 19

3.1 Status of Environmental Licensing and Permitting under the Project 19

4. MONITORING REQUIREMENTS 29

4.1 Noise Monitoring 29
4.2 Air Monitoring 31

5. MONITORING RESULTS 33

5.1 Noise Monitoring Results 33
5.2 Real Time Noise Monitoring Results 36
5.3 Air Monitoring Results 36
5.4 Waste Monitoring Results 39

6. COMPLIANCE AUDIT 43

6.1 Noise Monitoring 43
6.2 Real Time Noise Monitoring 43
6.3 Air Monitoring 43
6.4 Review of the Reasons for and the Implications of Non-compliance 44
6.5 Summary of action taken in the event of and follow-up on non-compliance 44

7. CUMULATIVE CONSTRUCTION IMPACT DUE TO THE CONCURRENT PROJECTS 44

8. ENVIRONMENTAL SITE AUDIT 46

9. COMPLAINTS, NOTIFICATION OF SUMMONS AND PROSECUTION 47

10. CONCLUSION 51

LIST OF TABLES

Table 2.1 Schedule 2 Designated Projects under this Project
Table 2.2 Details of Individual Contracts under the Project
Table 2.3 Contact Details of Key Personnel
Table 3.1 Summary of the current status on licences and/or permits on environmental protection pertinent to the Project
Table 3.2 Cumulative Summary of Valid Licences and Permits under Contract no. HY/2009/17
Table 3.3 Summary of submission status under FEP-03/364/2009
Table 3.4 Cumulative Summary of Valid Licences and Permits under Contract no. HK/2009/01
Table 3.5 Summary of submission status under FEP-02/364/2009
Table 3.6 Cumulative Summary of Valid Licences and Permits under Contract no. HK/2009/02
Table 3.7 Summary of submission status under FEP-01/364/2009
Table 3.8 Cumulative Summary of Valid Licences and Permits under Contract no. HY/2009/18
Table 3.9 Summary of submission status under FEP-05/364/2009/A
Table 3.10 Cumulative Summary of Valid Licences and Permits under Contract no. HY/2009/15
Table 3.11 Summary of submission status under FEP-06/364/2009/A
Table 3.12 Cumulative Summary of Valid Licences and Permits under Contract no. HY/2009/19
Table 3.13 Summary of submission status under FEP-07/364/2009/A
Table 3.14 Cumulative Summary of Valid Licences and Permits under Contract no. HK/2010/06
Table 4.1 Noise Monitoring Stations
Table 4.2 Real Time Noise Monitoring Stations
Table 4.3 Air Monitoring Stations
Table 5.1 Noise Monitoring Stations for Contract no. HY/2009/17
Table 5.2 Noise Monitoring Stations for Contract no. HY/2009/18
Table 5.3 Noise Monitoring Station for Contract no HK/2009/01 and HK/2009/02
Table 5.4 Noise Monitoring Stations for Contract no. HY/2009/15
Table 5.5 Noise Monitoring Stations for Contract no. HY/2009/19
Table 5.6 Real Time Noise Monitoring Stations for Contract no. HY/2009/17
Table 5.7 Real Time Noise Monitoring Stations for Contract no. HY/2009/19
Table 5.8 Air Monitoring Station for Contract no. HY/2009/17
Table 5.9 Air Monitoring Stations for Contract no. HY/2009/18
Table 5.10 Air Monitoring Station for Contract no. HK/2009/01
Table 5.11 Air Monitoring Station for Contract no. HK/2009/02
Table 5.12 Air Monitoring Station for Contract no. HY/2009/15
Table 5.13 Air Monitoring Stations for Contract no. HY/2009/19
Table 5.14 Details of Waste Disposal for Contract no. HY/2009/17
Table 5.15 Details of Waste Disposal for Contract no. HK/2009/01
Table 5.16 Details of Waste Disposal for Contract no. HK/2009/02
Table 5.17 Details of Waste Disposal for Contract no. HY/2009/18
Table 5.18 Details of Waste Disposal for Contract no. HY/2009/15
Table 5.19 Details of Waste Disposal for Contract no. HY/2009/19
Table 5.20 Details of Waste Disposal for Contract no. HK/2010/06
Table 8.1 Summary of Environmental Inspections for Contract no. HY/2009/15
Table 8.2 Summary of Environmental Inspections for Contract no. HY/2009/18
Table 8.3 Summary of Environmental Inspections for Contract no. HY/2009/19
Table 8.4 Summary of Environmental Inspections for Contract no. HK/2009/01
Table 8.5 Summary of Environmental Inspections for Contract no. HK/2009/02
Table 8.6 Summary of Environmental Inspections for Contract no. HK/2010/06
Table 9.1 Cumulative Statistics on Complaints
Table 9.2 Cumulative Statistics on Successful Prosecutions
Table 10.1 Summary of Key Construction Activities of Individual Contract(s) to be commenced in Coming Reporting Month

LIST OF FIGURES

Figure 2.1 Project Layout
Figure 2.2 Project Organization Chart
Figure 4.1 Locations of Environmental Monitoring Stations

LIST OF APPENDICES

Appendix 3.1 Environmental Mitigation Implementation Schedule
Appendix 4.1 Action and Limit Level
Appendix 4.2 Copies of Calibration Certificates
Appendix 5.1 Monitoring Schedule for Reporting Month and Coming month
Appendix 5.2 Noise Monitoring Results and Graphical Presentations
Appendix 5.3 Air Quality Monitoring Results and Graphical Presentations
Appendix 5.4 Real-time Noise Monitoring Results and Graphical Presentations
Appendix 6.1 Event Action Plans
Appendix 6.2 Notification of Exceedance
Appendix 9.1 Complaint Log
Appendix 10.1 Construction Programme of Individual Contracts

EXECUTIVE SUMMARY

i. This is the Environmental Monitoring and Audit (EM&A) Monthly Report – July 2012 specific for Environmental Permit no. EP-364/2009/A, Further Environmental Permit nos. FEP-01/364/2009, FEP-02-364/2009, FEP-03-364/2009, FEP-05/364/2009/A, FEP-06/364/2009/A FEP-07/364/2009/A and FEP-08/364/2009/A. The EM&A report is prepared by the Environmental Team (ET) employed under Contract No. HK/2011/07 – Wan Chai Development Phase II and Central Wanchai Bypass – Sampling, Field Measurement and Testing Works (Stage 2). This report presents the environmental monitoring findings and information recorded during the period June to July 2012. The cut-off date of reporting is at 27th of each reporting month.

ii. In the reporting month, the principal work activities of individual contracts are included as follows:

Contract no. HY/2009/17 - Central - Wan Chai Bypass (CWB) at FEHD Whitfield Depot - Advanced piling works under FEP-03/364/2009

- ELS works for basement construction for pile cap construction.

Contract no. HY/2009/18 - Central - Wan Chai Bypass (CWB) - Central Interchange under FEP-05/364/2009/A

- Excavation of trial pit
- Transplanting of trees
- Hoarding erection and modification
- Installation of couplers, UU detection, trial trench, pre-drilling
- Site investigation and pre-drill works
- Excavation
- Diaphragm wall construction
- Sheet Piling
- Drainage works
- Tunnel works
- Top down slab construction
- Trough structure construction and associated drilling and grouting
- Road works
- OHVD installation
- Site access set up at Portion 6
- Pumping test

Contract no. HK/2009/01 - Wan Chai Development Phase II - Central - Wan Chai Bypass at Hong Kong Convention and Exhibition Centre - Tunnel Works under FEP-02/364/2009

- Diaphragm wall construction works for CWB (Stage2)
- Pre-drilling works for CWB (Stage 2)
- Waterproofing works for CWB top slab (Bay 1 – Bay 4)
- Backfilling works for CWB top slab

- Excavation and installation of shoring system for construction of exhaust duct structure
- Construction of exhaust duct (Bay 2)
- Trimming of SCL Diaphragm wall head (Bay 3)
- Construction of SCL top slab (Bay 3)
- Remedial works for SCL Diaphragm Wall
- Load test on SCL pre-bored H-piles

Contract no. HK/2009/02 - Wan Chai Development Phase II - Central - Wan Chai Bypass at Wan Chai East (CWB Tunnel) under FEP-01/364/2009

- Deep excavation works to -12.0mPD and -9.8mPD on the eastern and western portion of the site respectively
- Tunnel bored pile works at tunnel portion 3 & 4 area
- Tunnel Pre-drill work of bored pile at tunnel portion 3 & 4 area
- Trench excavation for guide wall of Diaphragm wall at tunnel portion 3 & 4 area
- Guide wall construction for Eastern Bulkhead Diaphragm wall at tunnel portion 3 & 4 area

Contract no. HY/2009/15 - Central-Wanchai Bypass – Tunnel (Causeway Bay Typhoon Shelter Section) under FEP-06/364/2009/A

- Diaphragm wall construction works at TS4
- Rock breaking works at TPCWAE
- Removal of temporary reclamation at TS1
- Dismantling of scaffold in tunnel box at TS1
- Mined tunnel preparation works at TPCWAE

Contract no. HY/2009/19 - Central - Wanchai Bypass Tunnel (North Point Section) and Island Eastern Corridor Link under FEP-07/364/2009/A

- Road works at Watson Road
- Fabrication of bored piling platform
- Bored piling (Land)
- Ground contamination assessment
- Pre-drilling works for bored pile and Diaphragm wall
- D-wall Construction (North & South Section)
- Guide wall construction for D-wall / Barette at North side
- Construct ion of socket-H pile
- Construction of pre-bored H-pile works for Culvert U

Contract no. HK/2010/06 - Wan Chai Development Phase II - Central - Wan Chai Bypass over MTR Tsuen Wan Line under FEP-08/364/2009/A

- Construction of Pre-cast Unit in China

Noise Monitoring

iii. Noise monitoring during daytime was conducted at M1a - Harbour Road Sports Center; M2b - Noon-day gun area; M3a - Tung Lo Wan Fire Station; M4b - Victoria Center; M5b - City Garden, M6 - HK Baptist Church Henrietta Secondary School, M7e and M7w – International Finance Centre Eastern and Western End of Podium on a weekly basis.

iv. Due to adverse weather condition, the noise monitoring at the following stations were rescheduled

M1a: from 24 July 2012 to 25 July 2012
M7e: from 24 July 2012 to 25 July 2012
M7w: from 24 July 2012 to 25 July 2012

v. No action and limit level exceedance was recorded in this reporting month.

vi. FEHD Hong Kong Transport Section Whitefield Depot commenced external wall renovation from 1 June 2012.

vii. 24-hour real time noise monitoring was conducted at RTN1 - FEHD Hong Kong Transport Section Whitefield Depot for the pilling works in FEHD Whitfield Depot and RTN2 – Tunnel (North Point Section) and Island Eastern Corridor Link. 23 non-project related limit level exceedances were recorded in the reporting period.

Air Monitoring

viii. Due to extension of site boundary by contractor of HY/2009/19, location of air monitoring station CMA1b – Oil Street Community Liaison Centre has been finely adjusted on 21 April 2012.

ix. Due to lack of electricity supply, the 24-hr TSP monitoring at the following stations were rescheduled

CMA3a: from 10 and 16 July 2012 to 11 and 18 July 2012
CMA5a: from 4 and 21 July 2012 to 5 and 24 July 2012

x. Due to adverse weather condition, the 1-hr TSP monitoring at the following stations were rescheduled

CMA3a: from 23 July 2012 to 24 July 2012
CMA4a: from 23 July 2012 to 24 July 2012

xi. 1-hour and 24-hour Total Suspended Particulates (TSP) monitoring were conducted at CMA1b - Oil Street Community Liaison Centre; CMA2a - Causeway Bay Community Center; CMA3a - CWB PRE Site Office Area; CMA4a – Society for the Prevention of Cruelty to Animals; CMA5a - Children Garden opposite to Pedestrian Plaza; MA1e and MA1w – International Finance Centre eastern and western wing on every six days basis. No action and limit level exceedance was recorded in the reporting period.

Complaints, Notifications of Summons and Successful Prosecutions

xii. There was no environmental complaint received in this reporting month.

Site Inspections and Audit

xiii. The Environmental Team (ET) conducted weekly site inspections for Contract no. HY/2009/15, HY/2009/17, HY/2009/18, HY/2009/19, HK/2009/01, HK/2009/02 and HK/2010/06 in this

reporting period. The Contractors rectified major observations and recommendations made during the audit sessions. No non-conformance was identified during the site inspections.

Future Key Issues

xiv. In the coming reporting month, the principal work activities of individual contracts are anticipated as follows:

Contract no. HY/2009/17 – Central – Wan Chai Bypass (CWB) at FEHD Whitfield Depot – Advanced piling works under FEP-03/364/2009

- ELS works for basement construction for pile cap construction.

Contract no. HY/2009/18 – Central – Wan Chai Bypass (CWB) – Central Interchange under FEP-05/364/2009/A

- Excavation of trial pit
- Transplanting of trees
- Hoarding erection and modification
- Installation of couplers, UU detection, trial trench, pre-drilling
- Site investigation and pre-drill works
- Excavation
- Diaphragm wall construction
- Sheet Piling
- Drainage works
- Tunnel works
- Top down slab construction
- Trough structure construction and associated drilling and grouting
- Road works
- OHVD installation
- Pipe-piling works
- Cooling main bridge construction
- Bridge A construction
- Site access set up at Portion 6
- Pre-bored H-pile
- TTA near Gate 3
- Pumping test

Contract no. HK/2009/01 – Wan Chai Development Phase II – Central – Wan Chai Bypass at Hong Kong Convention and Exhibition Centre – Tunnel Works under FEP-02/364/2009

- Diaphragm wall construction for CWB tunneling works at Stage 2
- Backfilling works at CWB top slab
- Construction of exhaust duct structure (Bay 1 and Bay 2)
- Excavation for construction of SCL top slab
- Construction of SCL top slab (Bay 1 and Bay 2)
- Remedial works for SCL Diaphragm Wall

- Installation of dewatering system and equipment at SCL

Contract no. HK/2009/02 – Wan Chai Development Phase II – Central – Wan Chai Bypass at Wan Chai East (CWB Tunnel) under FEP-01/364/2009

- Deep excavation and strut installation works below -9.8mPD for western tunnel portion and below -12.0mPD for eastern tunnel portion
- Diaphragm wall excavation at tunnel portion 3 & 4

Contract no. HY/2009/15 – Central-Wanchai Bypass – Tunnel (Causeway Bay Typhoon Shelter Section) under FEP-06/364/2009/A

- Diaphragm wall construction works at TS4
- Rock breaking works at TPCWAE
- Removal of temporary reclamation at TS1
- Mined tunnel preparation works at TPCWAE and Hung Hing Road

Contract no. HY/2009/19 – Central – Wanchai Bypass Tunnel (North Point Section) and Island Eastern Corridor Link under FEP-07/364/2009/A

- Road works at Watson Road
- Bored piling (Land)
- Ground contamination assessment
- Pre-drilling works for bored pile and Diaphragm wall
- D-wall Construction (North & South Section)
- Guide wall construction for D-wall / Barette at North side
- Construct ion of socket-H pile
- Construction of pre-bored H-pile works for Culvert U
- Construction of Pile cap & column (Land)

Contract no. HK/2010/06 - Wan Chai Development Phase II - Central - Wan Chai Bypass over MTR Tsuen Wan Line under FEP-08/364/2009/A

- Construction of Pre-cast Unit in China

1 INTRODUCTION

1.1 Scope of the Report

1.1.1. Lam Geotechnics Limited (LGL) has been appointed to work as the Environmental Team (ET) under Environmental Permit no. EP-364/2009A and Further Environmental permit nos. FEP-01/364/2009, FEP-02/364/2009, FEP-03/364/2009, FEP-05/364/2009/A, FEP-06/364/2009/A, FEP-07/364/2009/A and FEP-08/364/2009/A to implement the Environmental Monitoring and Audit (EM&A) programme as stipulated in the EM&A Manual of the approved Environmental Impact Assessment (EIA) Report for Wan Chai Development phase II and Central-Wan Chai Bypass (Register No.: AEIAR-125/2008) and in the EM&A Manual of the approved EIA Report for Central-Wan Chai Bypass and Island Eastern Corridor Link (Register No. AEIAR-014/2001).

1.1.2. This report presents the environmental monitoring and auditing work carried out in accordance to the Section 10.3 of EM&A Manual and "*Environmental Monitoring and Audit Requirements"* under Particular Specification Section 27.

1.1.3. This report documents the finding of EM&A works for Environmental Permit (EP) no. EP-364/2009/A, Further Environmental Permit (FEP) nos. FEP-01-364/2009, FEP-02/364/2009, FEP-03/364/2009, FEP-05/364/2009/A, FEP-06/364/2009/A, FEP-07/364/2009/A and FEP-08/364/2009/A during the period June to July 2012. The cut-off date of reporting is at 27th of each reporting month.

1.2 Structure of the Report

Section 1 ***Introduction*** – details the scope and structure of the report.

Section 2 ***Project Background*** – summarizes background and scope of the project, site description, project organization and contact details of key personnel during the reporting period.

Section 3 ***Status of Regulatory Compliance*** – summarizes the status of valid Environmental Permits / Licenses during the reporting period.

Section 4 ***Monitoring Requirements*** – summarizes all monitoring parameters, monitoring methodology and equipment, monitoring locations, monitoring frequency, criteria and respective event and action plan and monitoring programmes.

Section 5 ***Monitoring Results*** – summarizes the monitoring results obtained in the reporting period.

Section 6 ***Compliance Audit*** – summarizes the auditing of monitoring results, all exceedances environmental parameters.

Section 7 ***Cumulative Construction Impact due to the Concurrent Projects*** – summarizes the relevant cumulative construction impact due to the concurrent activities of the concurrent Projects.

Section 8 ***Site Inspection*** – summarizes the findings of weekly site inspections undertaken within the reporting period, with a review of any relevant follow-up actions within the reporting period.

Section 9 ***Complaints, Notification of summons and Prosecution*** – summarizes the cumulative statistics on complaints, notification of summons and prosecution

Section 10 ***Conclusion***

2 PROJECT BACKGROUND

2.1 Background

2.1.1. "Wan Chai Development phase II and Central-Wan Chai Bypass" and "Central-Wan Chai Bypass and Island Eastern Corridor Link" (hereafter called "the Project") are Designated Project (DP) under the Environmental Impact Assessment Ordinance (Cap. 499) (EIAO). The Environmental Impact Assessment (EIA) Reports for Central-Wan Chai Bypass and Island Eastern Corridor Link (Register No. AEIAR-041/2001) and Wan Chai Development phase II and Central-Wan Chai Bypass (Register No.: AEIAR-125/2008) have been approved on 31 August 2001 and 11 December 2008 respectively.

2.1.2. The key purpose of Wan Chai Development Phase II (WDII) is to provide land at Wan Chai North and North Point for construction of the Central-Wan Chai Bypass and Island Eastern Corridor Link (CWB). Land formed under the project will be developed as a world-class waterfront promenade joining that at the new Central waterfront for public enjoyment.

2.1.3. There is a compelling and present need for the CWB to provide relief to the very congested east-west Connaught Road Central/Harcourt Road / Gloucester Road Corridor (the Corridor) which is currently operating beyond its capacity. The CWB will provide relief to the existing congestion along the Corridor and cater for the anticipated growth of traffic on Hong Kong Island. Without the CWB and its access roads, there will not be sufficient capacity to serve the heavy traffic demands at both strategic and local levels.

2.2 Scope of the Project and Site Description

2.2.1. Design and Construction of Central – Wan Chai Bypass and Island Eastern Corridor Link under the Project involves the construction and operation of a trunk road and its road tunnel more than 800m in length between portals that is shown at ***Figure 2.1***.

2.2.2. The study area encompasses existing developments from Central to North Point. The scope of the Central-Wanchai Bypass (CWB) and Island Eastern Corridor Link (IECL) includes:

- A dual three-lane trunk road, approximately 4.5 km in length, and tunnel approximately 3.7 km in length defined from the connection with the existing Rumsey Street Flyover in Central, through to a connection with the existing Island Eastern Corridor to the east of the Causeway Bay Typhoon Shelter (CBTS);
- The Central Interchange near the Rumsey Street Flyover to provide road connections to the Central area;
- Tunnel control buildings and ventilation buildings;
- Slip roads to connect the CWB to the local road system in the Wan Chai North and Causeway Bay area;
- Associated road lighting, road signing, traffic control and surveillance system; and
- Other associated works.

2.2.3. The project also contains various Schedule 2 DPs that, under the EIAO, require Environmental Permits (EPs) to be granted by the DEP before they may be either constructed or operated. ***Table 2.1*** summarises the five individual DPs under this Project. ***Figure 2.1*** shows the locations of these Schedule 2 DPs.

Table 2.1 Schedule 2 Designated Projects under this Project

Item	Designated Project	EIAO Reference	Reason for inclusion
DP1	Central-Wanchai Bypass (CWB) including its road tunnel and slip roads	Schedule 2, Part I, A.1 and A.7	Trunk road and road tunnel more than 800 m in length
DP2	Road P2 and other roads which are classified as primary/district distributor roads	Schedule 2, Part I, A.1	Primary / district distributor roads
DP3	Reclamation works including associated dredging works	Schedule 2, Part I, C.1 and C.12	Reclamation more than 5 ha in size and a dredging operation less than 100 m from a seawater intake point
DP5	Wan Chai East Sewage Outfall	Schedule 2, Part I, F.5 and F.6	Submarine sewage pipelines with a total diameter more than 1,200 mm and include a submarine sewage outfall
DP6	Dredging for the Cross-harbour Water Mains from Wan Chai to Tsim Sha Tsui	Schedule 2, Part I, C.12	A dredging operation less than 100 m from a seawater intake point

2.3 Division of the Project Responsibility

2.3.1. Due to the multi-contract nature of the Project, there are a number of contracts sub-dividing the whole works area into different work areas to be commenced. Contractors of individual contracts will be required by the EP holder to apply Further Environmental Permits such that the impact monitoring stations are sub-divided accordingly to facilitate the implementation of EM&A programme and to streamline the EM&A reporting for individual FEP holders correspondingly.

2.3.2. The details of individual contracts are summarized in ***Table2.2***.

Table 2.2 Details of Individual Contracts under the Project

Contract No.	Contract Title	Associated DP(s)	Construction Commencement Date
HY/2009/17	Central – Wan Chai Bypass (CWB) at FEHD Whitfield Depot – Advanced piling works.	DP1	5 October 2010
HY/2009/18	Central – Wan Chai Bypass (CWB) – Central Interchange	DP1	21 April 2011
04/HY/2006	Reconstruction of Bus Terminus near Man Yiu Street and Man Kwong Street	DP1	September 2010 (Completed)
HK/2009/01	Wan Chai Development Phase II – Central – Wan Chai Bypass at Hong Kong Convention and Exhibition Centre – Tunnel Works	DP1, DP2	25 August 2011
HK/2009/02	Wan Chai Development Phase II –	DP1	26 April 2011

Contract No.	Contract Title	Associated DP(s)	Construction Commencement Date
	Central – Wan Chai Bypass at Wan Chai East(CWB Tunnel)		
HY/2009/15	Central-Wanchai Bypass – Tunnel (Causeway Bay Typhoon Shelter Section)	DP1	13 July 2011
HY/2009/19	Central – Wanchai Bypass Tunnel (North Point Section) and Island Eastern Corridor Link	DP1	24 March 2011
HK/2010/06	Wan Chai Development Phase II-Central-Wan Chai Bypass over MTR Tsuen Wan Line	DP3	22 March 2011

2.4 Project Organization and Contact Personnel

2.4.1. Civil Engineering and Development Department and Highways Department are the overall project controllers for the Wan Chai Development Phase II and Central-Wan Chai Bypass respectively. For the construction phase of the Project, Project Engineer, Contractor(s), Environmental Team and Independent Environmental Checker are appointed to manage and control environmental issues.

2.4.2. The proposed project organization and lines of communication with respect to environmental protection works are shown in ***Figure 2.2***. Key personnel and contact particulars are summarized in ***Table 2.3***:

Table 2.3 Contact Details of Key Personnel

Party	Role	Post	Name	Contact No.	Contact Fax
AECOM	Engineer's Representative for WDII	Principal Resident Engineer	Mr. Frankie Fan	2587 1778	2587 1877
	Engineer's Representative for CWB	Principal Resident Engineer	Mr. Peter Poon	3922 8332	3529 2829
Lam Woo & CO., LTD.	Contractor under Contract no. HY/2009/17	Project Manager	Mr. K. S. Law	9090 1378	2566 7522
		Site Agent	Mr. Tony Au	9725 5874	2566 7522
		Sub Agent	Mr. Johnny Wong	9725 5870	2566 7522
Chun Wo – Leader Joint Venture	Contractor under Contract no. HK/2009/01	Joint Venture Board Representative	Mr. PL Yue	2162 9909	2634 1626
		Site Agent	Mr. Paul Yu	9456 9819	
		Sub Agent	Mr. Terry Wong	9757 9846	
		Deputy Site Agent	Mr. Andy Yu	9648 4896	
		Construction Manager	Mr. Wyman Wong	9627 2467	

Party	Role	Post	Name	Contact No.	Contact Fax
		Construction Manager	Mr. Jack Chu	9775 2467	
		Construction Manager	Mr KK Yuen	9498 1213	
		Environmental Officer (Compliance Manager)	Mr. Andy Mak	9103 2370	
		Environmental Supervisor	Ms. Kiwi Chan	6227 8840	
		Environmental Supervisor	Mr. Yeung Sze King	9047 9952	
Chun Wo – CRGL Joint Venture	Contractor under Contract no. HK/2009/02	Site Agent	Mr. Chan Sing Cho	3658-3002	2827 9996
		Quality & Environmental Manager	Mr. C.P. Ho	3658-3000	
		Environmental Officer	Ms Flora Ng	3658-3064	
Chun Wo - CRGL - MBEC_Joint Venture	Contractor under Contract no. HY/2009/19	Project Manager	Mr. Rayland Lee	3758 8879	2570 8013
		Site Agent	Mr. Cheung Kit Cheung	6909 1555	
		Environmental Manager / Environmental Officer	Mr. M.H. Isa	9884 0810	
		Environmental Engineer	Calvin Leung	9286 9208	
		Construction Manager (Marine)	William Luk	9610 1101	
		Construction Manager (Land)	Patrick Cheung	9643 3012	
		Construction Manager (Land)	Eric Fong	6191 9337	
		Operation Manager (Land)	Yung Kwok Wah	9834 1010	
Leighton Contractors (Asia) Limited	Contractor under Contract no. HY/2009/18	Site Agent	Mr. Brian Gillon	2214 7700	2140 6799
		Deputy Site Agent	Mr. Desmond Sze	2214 7703	
		Environmental Officer	Mr. Anfernee Chow	2214 7721	
		Environmental Engineer Graduate	Phil Mak	2214 7738	
		Environmental Supervisor	K. P. Lai	6461 4660	

Party	Role	Post	Name	Contact No.	Contact Fax
		Environmental Supervisor	Ray Cheng	2214 7742	
		Environmental Supervisor	K. W. Lee	6461 4623	
		Environmental Supervisor	Ryan Tsui	2214 7705	
		Environmental Supervisor	Bosco Lee	2214 7711	
China State Construction Engineering (HK) Ltd.	Contractor under Contract no. HY/2009/15	Project Director	Chan Wai Hung	2823 7813	2865 5229
		Site Manager	Mr. P.J. Fan	3557 6368	2566 2192
		Contractor's Representative	Mr. David Lau	3557 6358	
		Head of construction	Mr. Roger Cheung	3557 6371	
		Environmental Officer	Mr. Daniel Sin	3557 6215	
		Environmental Supervisor	Mr. Kelven Yip	3557 6347	
Gammon - Leader JV	Contractor under Contract no. HK/2010/06	Project Manager	Mr. Paul Lui	9095 7922	2529 2880
		Site Agent	Mr. Keith Tse	2529 2068	
		Environmental Officer	Mr. Lee Wai Man	9481 6024	
		Environmental Supervisor	Mr. Clement Pang	9735 9200	
ENVIRON Hong Kong Limited	Independent Environmental Checker (IEC)	Independent Environmental Checker (IEC)	Mr. David Yeung	3743 0788	3548 6988
Lam Geotechnics Limited	Environmental Team (ET)	Environmental Team Leader (ETL)	Mr. Raymond Dai	2882 3939	2882 3331

2.4.3. In this reporting month, the principal work activities of individual contracts are included as follows:

<u>Contract no. HY/2009/17 – Central – Wan Chai Bypass (CWB) at FEHD Whitfield Depot – Advanced piling works under FEP-03/364/2009</u>

- ELS works for basement construction for pile cap construction.

<u>Contract no. HY/2009/18 – Central – Wan Chai Bypass (CWB) – Central Interchange under FEP-05/364/2009/A</u>

- Excavation of trial pit
- Transplanting of trees
- Hoarding erection and modification
- Installation of couplers, UU detection, trial trench, pre-drilling

- Site investigation and pre-drill works
- Excavation
- Diaphragm wall construction
- Sheet Piling
- Drainage works
- Tunnel works
- Top down slab construction
- Trough structure construction and associated drilling and grouting
- Road works
- OHVD installation
- Site access set up at Portion 6
- Pumping test

Contract no. HK/2009/01 – Wan Chai Development Phase II – Central – Wan Chai Bypass at Hong Kong Convention and Exhibition Centre – Tunnel Works under FEP-02/364/2009

- Diaphragm wall construction works for CWB (Stage2)
- Pre-drilling works for CWB (Stage 2)
- Waterproofing works for CWB top slab (Bay 1 – Bay 4)
- Backfilling works for CWB top slab
- Excavation and installation of shoring system for construction of exhaust duct structure
- Construction of exhaust duct (Bay 2)
- Trimming of SCL Diaphragm wall head (Bay 3)
- Construction of SCL top slab (Bay 3)
- Remedial works for SCL Diaphragm Wall
- Load test on SCL pre-bored H-piles

Contract no. HK/2009/02 – Wan Chai Development Phase II – Central – Wan Chai Bypass at Wan Chai East (CWB Tunnel) under FEP-01/364/2009

- Deep excavation works to -12.0mPD and -9.8mPD on the eastern and western portion of the site respectively
- Tunnel bored pile works at tunnel portion 3 & 4 area
- Tunnel Pre-drill work of bored pile at tunnel portion 3 & 4 area
- Trench excavation for guide wall of Diaphragm wall at tunnel portion 3 & 4 area
- Guide wall construction for Eastern Bulkhead Diaphragm wall at tunnel portion 3 & 4 area

Contract no. HY/2009/15 – Central-Wanchai Bypass – Tunnel (Causeway Bay Typhoon Shelter Section) under FEP-06/364/2009/A

- Diaphragm wall construction works at TS4
- Rock breaking works at TPCWAE
- Removal of temporary reclamation at TS1
- Dismantling of scaffold in tunnel box at TS1
- Mined tunnel preparation works at TPCWAE

Contract no. HY/2009/19 – Central – Wanchai Bypass Tunnel (North Point Section) and Island Eastern Corridor Link under FEP-07/364/2009/A

- Road works at Watson Road
- Fabrication of bored piling platform
- Bored piling (Land)
- Ground contamination assessment
- Pre-drilling works for bored pile and Diaphragm wall
- D-wall Construction (North & South Section)
- Guide wall construction for D-wall / Barette at North side
- Construct ion of socket-H pile
- Construction of pre-bored H-pile works for Culvert U

Contract no. HK/2010/06 - Wan Chai Development Phase II - Central - Wan Chai Bypass over MTR Tsuen Wan Line under FEP-08/364/2009/A

- Construction of Pre-cast Unit in China

2.4.4. In coming reporting month, the principal work activities of individual contracts are anticipated as follows:

Contract no. HY/2009/17 – Central – Wan Chai Bypass (CWB) at FEHD Whitfield Depot – Advanced piling works under FEP-03/364/2009

- ELS works for basement construction for pile cap construction.

Contract no. HY/2009/18 – Central – Wan Chai Bypass (CWB) – Central Interchange under FEP-05/364/2009/A

- Excavation of trial pit
- Transplanting of trees
- Hoarding erection and modification
- Installation of couplers, UU detection, trial trench, pre-drilling
- Site investigation and pre-drill works
- Excavation
- Diaphragm wall construction
- Sheet Piling
- Drainage works
- Tunnel works
- Top down slab construction
- Trough structure construction and associated drilling and grouting
- Road works
- OHVD installation
- Pipe-piling works
- Cooling main bridge construction
- Bridge A construction
- Site access set up at Portion 6
- Pre-bored H-pile

- TTA near Gate 3
- Pumping test

Contract no. HK/2009/01 – Wan Chai Development Phase II – Central – Wan Chai Bypass at Hong Kong Convention and Exhibition Centre – Tunnel Works under FEP-02/364/2009

- Diaphragm wall construction for CWB tunneling works at Stage 2
- Backfilling works at CWB top slab
- Construction of exhaust duct structure (Bay 1 and Bay 2)
- Excavation for construction of SCL top slab
- Construction of SCL top slab (Bay 1 and Bay 2)
- Remedial works for SCL Diaphragm Wall
- Installation of dewatering system and equipment at SCL

Contract no. HK/2009/02 – Wan Chai Development Phase II – Central – Wan Chai Bypass at Wan Chai East (CWB Tunnel) under FEP-01/364/2009

- Deep excavation and strut installation works below -9.8mPD for western tunnel portion and below -12.0mPD for eastern tunnel portion
- Diaphragm wall excavation at tunnel portion 3 & 4

Contract no. HY/2009/15 – Central-Wanchai Bypass – Tunnel (Causeway Bay Typhoon Shelter Section) under FEP-06/364/2009/A

- Diaphragm wall construction works at TS4
- Rock breaking works at TPCWAE
- Removal of temporary reclamation at TS1
- Mined tunnel preparation works at TPCWAE and Hung Hing Road

Contract no. HY/2009/19 – Central – Wanchai Bypass Tunnel (North Point Section) and Island Eastern Corridor Link under FEP-07/364/2009/A

- Road works at Watson Road
- Bored piling (Land)
- Ground contamination assessment
- Pre-drilling works for bored pile and Diaphragm wall
- D-wall Construction (North & South Section)
- Guide wall construction for D-wall / Barette at North side
- Construct ion of socket-H pile
- Construction of pre-bored H-pile works for Culvert U
- Construction of Pile cap & column (Land)

Contract no. HK/2010/06 - Wan Chai Development Phase II - Central - Wan Chai Bypass over MTR Tsuen Wan Line under FEP-08/364/2009/A

- Construction of Pre-cast Unit in China

3 STATUS OF REGULATORY COMPLIANCE

3.1 Status of Environmental Licensing and Permitting under the Project

3.1.1. A summary of the current status on licences and/or permits on environmental protection pertinent to the Project is shown in ***Table 3.1***.

Table 3.1 Summary of the current status on licences and/or permits on environmental protection pertinent to the Project

Permits and/or Licences	Reference No.	Issued Date	Status
Environmental Permit	EP-356/2009	30 Jul 2009	Valid
Environmental Permit	EP-364/2009	17 Aug 2009	Superseded
Environmental Permit	EP-364/2009/A	4 Aug 2010	Valid
Environmental Permit	EP-376/2009	13 Nov 2010	Valid
Further Environmental Permit	FEP-01/356/2009	18 Feb 2010	Valid
Further Environmental Permit	FEP-02/356/2009	24 Mar 2010	Valid
Further Environmental Permit	FEP-03/356/2009	24 Mar 2010	Valid
Further Environmental Permit	FEP-04/356/2009	15 Nov 2010	Valid
Further Environmental Permit	FEP-05/356/2009	24 Mar 2011	Valid
Further Environmental Permit	FEP-01/364/2009	24 Mar 2010	Valid
Further Environmental Permit	FEP-02/364/2009	21 Apr 2010	Valid
Further Environmental Permit	FEP-03/364/2009	12 July 2010	Valid
Further Environmental Permit	FEP-04/364/2009/A	14 Oct 2010	Surrendered
Further Environmental Permit	FEP-05/364/2009/A	15 Nov 2010	Valid
Further Environmental Permit	FEP-06/364/2009/A	22 Nov 2010	Valid
Further Environmental Permit	FEP-07/364/2009/A	25 Feb 2011	Valid
Further Environmental Permit	FEP-08/364/2009/A	15 June 2012	Valid

3.1.2. Due to the multi-contract nature of the Project, the status of permits and/or licences under the individual contract(s) are presented as below:

<u>Contract no. HY/2009/17 – Central – Wan Chai Bypass (CWB) at FEHD Whitfield Depot – Advanced piling works under FEP-03/364/2009</u>

3.1.3. Summary of the current status on licences and/or permits on environmental protection pertinent and submission under FEP-03/364/2009 for contract no. HY/2009/17 showed in ***Table 3.2*** and ***Table 3.3***.

Table 3.2 Cumulative Summary of Valid Licences and Permits under Contract no. HY/2009/17

Permits and/or Licences	Reference No.	Issued Date	Valid Period/ Expiry Date	Status
Further Environmental Permit	FEP-03/364/2009	12 Jul 2010	N/A	Valid
Notification of Works Under APCO	319348	13 Jul 2010	N/A	Valid
Discharge Licence	WT00007212-2010	5 Aug 2010	5 Aug 2010 – 31 Aug 2015	Valid
Registration as a Waste Producer	5213-151-L2608-05	13 July 2010	N/A	Valid
Billing Account under Waste Disposal Ordinance	7010400	16 Mar 2010	N/A	Valid

Table 3.3 Summary of submission status under FEP-03/364/2009

EP Condition	Submission	Date of Submission
Condition 2.6	Management Organization of Main Construction Companies	18 September 2010
Conditions 2.7 and 2.8	Submission of works schedule and location plan	1 September 2010
Condition 2.9	Noise Management Plan	1 September 2010

<u>Contract no. 04/HY/2006 – Reconstruction of Bus Terminus near Man Yiu Street and Man Kwong Street under FEP-04/364/2009/A</u>

3.1.4. The construction works was completed, and the FEP was surrendered by the Contractor on 11 February 2011.

<u>Contract no. HK/2009/01 – Wan Chai Development Phase II – Central – Wan Chai Bypass at Hong Kong Convention and Exhibition Centre – Tunnel Works under FEP-02/364/2009</u>

3.1.5. Summary of the current status on licences and/or permits on environmental protection pertinent and submission under FEP-02/364/2009 for contract no. HK/2009/01 are shown in ***Table 3.4*** and ***Table 3.5***

Table 3.4 Cumulative Summary of Valid Licences and Permits under Contract no. HK/2009/01

Permits and/or Licences	Reference No.	Issued Date	Valid Period/ Expiry Date	Status
Further Environmental Permit	FEP-02/356/2009	24 Mar 2010	N/A	Valid
	FEP-02/364/2009	21 Apr 2010	N/A	Valid
Notification of Works Under APCO	313088	6 Jan 2010	N/A	Valid
Construction Noise Permit (CNP) for non-piling equipment	GW-RS1221-11	30 Dec 2011	20 Jan 2012 to 19 Jul 2012	Valid (expired on 19 Jul 2012)
	GW-RS1227-11	30 Dec 2011	30 Dec 2011 to 26 Jul 2012	Cancelled
	GW-RS0038-12	16 Jan 2012	15 Jan 2012 to 12 Jul 2012	Cancelled
	GW-RS0158-12	24 Feb 2012	24 Feb 2012 to 23 Aug 2012	Valid
	GW-RS0181-12	24 Feb 2012	27 Feb 2012 to 23 Aug 2012	Valid
	GW-RS0213-12	28 Feb 2012	29 Feb 2012 to 27 Aug 2012	Valid
	GW-RS0225-12	02 Mar 2012	14 Mar 2011 to 13 Sep 2012	Valid
	GW-RS0227-12	02 Mar 2012	16 Mar 2011 to 15 Sep 2012	Valid
	GW-RE0174-12	05 Mar 2012	30 Mar 2012 to 29 Sep 2012	Valid
	GW-RS0312-12	28 Mar 2012	30 Mar 2012 to 29 Sep 2012	Valid
	GW-RS0314-12	29 Mar 2012	30 Mar 2012 to 25 Sep 2012	Cancelled
	GW-RS0356-12	03 Apr 2012	11 Apr 2012 to 29 Sep 2012	Valid
	GW-RS0394-12	16 Apr 2012	19 Apr 2012 to 12 Oct 2012	Valid
	GW-RS0459-12	3 May 2012	7 May 2012 to 6 Nov 2012	Cancelled
	GW-RS0460-12	10 May 2012	13 May 2012 to 6 Nov 2012	Valid
	GW-RS0492-12	14 May 2012	15 May 2012 to 3 June 2012	Expired
	GW-RS0514-12	14 May 2012	27 May 2012 to 26 Nov 2012	Valid
	GW-RS0545-12	24 May 2012	26 May 2012 to 25 Nov 2012	Valid
	GW-RS0546-12	25 May 2012	26 May 2012 to 25 Nov 2012	Valid
	GW-RS0731-12	5 Jul 2012	05 Jul 2012 to 01 Jan 2013	Valid
	GW-RS0760-12	18 Jul 2012	20 Jul 2012 to 19 Jan 2013	Valid
	GW-RS0771-12	23 Jul 2012	23 Jul 2012 to 31 Aug 2012	Valid
Discharge Licence	WT00006220-2010	18 Mar 2010	31 Mar 2015	Valid

Permits and/or Licences	Reference No.	Issued Date	Valid Period/ Expiry Date	Status
	WT00009641-2011	24 Jul 2011	31 Jul 2016	Valid
Billing account under Waste Disposal Ordinance	7010069	21 Jan 2010	N/A	Valid
Registration as a Chemical Waste Producer	WPN5213-134-C3585-01	21 Jan 2010	N/A	Valid

Table 3.5 Summary of submission status under FEP-02/364/2009

EP Condition	Submission	Date of Submission
Special Conditions, Clause 2.7 & 2.8	Works Schedule and Location Plan	18 May 2011
Special Conditions, Clause 2.6	Environmental Management Organization Chart	18 May 2011
Special Conditions, Clause 2.6	Commencement Date of Works	25 Jun 2011
Special Conditions, Clause 2.9	Noise Management Plan	10 Jun 2011

Contract no. HK/2009/02 – Wan Chai Development Phase II – Central – Wan Chai Bypass at Wan Chai East (CWB Tunnel) under FEP-01/364/2009

3.1.6. Summary of the current status on licences and/or permits on environmental protection pertinent and submission under FEP-01/364/2009 for contract no. HK/2009/02 are shown in ***Table 3.6*** and ***Table 3.7***.

Table 3.6 Cumulative Summary of Valid Licences and Permits under Contract no. HK/2009/02

Permits and/or Licences	Reference No.	Issued Date	Valid Period/ Expiry Date	Status
Further Environmental Permit	FEP-03/356/2009	24 Mar 2010	N/A	Valid
	FEP-01/364/2009	24 Mar 2010	N/A	Valid
Notification of Works Under APCO	313962	2 Feb 2010	N/A	Valid
Construction Noise Permit (CNP) for non-piling equipment	GW-RS1209-11	3 Jan 2012	17 Jan 2012 to 16 July 2012	Valid (expired on 16 Jul 2012)

Permits and/or Licences	Reference No.	Issued Date	Valid Period/ Expiry Date	Status
	GW-RS0037-12	19 Jan 2012	1 Feb 2012 to 31 July 2012	Valid
	GW-RS0051-12	19 Jan 2012	1 Feb 2012 to 31 July 2012	Valid
	GW-RS0086-12	30 Jan 2012	3 Feb 2012 to 2 Aug 2012	Cancelled
	GW-RS0105-12	3 Feb 2012	10 Feb 2012 to 9 Aug 2012	Cancelled
	GW-RS0153-12	17 Feb 2012	21 Feb 2012 to 20 Aug 2012	Valid
	GW-RS0233-12	6 Mar 2012	9 Mar 2012 to 8 Sept 2012	Cancelled
	GW-RS0255-12	14 Mar 2012	17 Mar 2012 to 15 Sept 2012	Valid
	GW-RE0283-12	5 Apr 2012	1 May 2012 to 30 Nov 2012	Valid
	GW-RS0301-12	20 Mar 2012	21 Mar 2012 to 20 Sept 2012	Valid
	GW-RS0303-12	26 Mar 2012	27 Mar 2012 to 27 Sept 2012	Valid
	GW-RS0341-12	3 Apr 2012	28 Apr 2012 to 27 Oct 2012	Valid
	GW-RS0348-12	3 Apr 2012	10 Apr 2012 to 9 Oct 2012	Valid
	GW-RS0380-12	12 Apr 2012	1 May 2012 to 31 Oct 2012	Valid
	GW-RS0388-12	13 Apr 2012	1 May 2012 to 31 Oct 2012	Valid
	GW-RS0418-12	30 Apr 2012	23 May 2012 to 22 Nov 2012	Valid
	GW-RS0420-12	30 Apr 2012	18 May 2012 to 17 Nov 2012	Valid
	GW-RS0423-12	30 Apr 2012	19 May 2012 to 18 Nov 2012	Valid
	GW-RS0427-12	30 Apr 2012	23 May 2012 to 22 Nov 2012	Valid
	GW-RS0445-12	30 Apr 2012	1 May 2012 to 25 Sept 2012	Valid
	GW-RS0467-12	10 May 2012	14 May 2012 to 10 Nov 2012	Cancelled
	GW-RS0533-12	21 May 2012	21 May 2012 to 10 Nov 2012	Valid
	GW-RS0550-12	25 May 2012	7 June 2012 to 6 Dec 2012	Valid
	GW-RS0611-12	14 June 2012	15 Jun 2012 to 28 Nov 2012	Valid

Permits and/or Licences	Reference No.	Issued Date	Valid Period/ Expiry Date	Status
	GW-RS0633-12	13 June 2012	16 Jun 2012 to 14 Dec 2012	Valid
	GW-RS0671-12	25 June 2012	17 Jul 2012 to 16 Jan 2013	Valid
	GW-RS0730-12	9 July 2012	10 Jul 2012 to 8 Jan 2013	Valid
	GW-RS0736-12	9 July 2012	9 Jul 2012 to 8 Jan 2013	Valid
	GW-RS0739-12	9 July 2012	1 Aug 2012 to 31 Jan 2013	Valid
Construction Noise Permit (CNP) for piling equipment	PP-RS0007-12	27 Mar 2012	28 Mar 2012 to 27 Sept 2012	Cancelled
Discharge Licence	WT00006249-2010	22 Mar 2010	31 Mar 2015	Valid
	WT00006436-2010	15 Apr 2010	30 Apr 2015	Valid
	WT00006673-2010	14 May 2010	31 Mar 2015	Valid
	WT00006757-2010	28 May 2010	31 May 2015	Valid
	WT00007129-2010	28 July 2010	31 Jul 2015	Valid
	WT00008982-2011	26 April 2011	30 April 2016	Valid
	WT00009691-2011	1 Aug 2011	31 July 2016	Valid
Billing Account under Waste Disposal Ordinance (Land)	7010255	10 Feb 2010	N/A	Valid
Registration as Chemical Waste Producer (Wan Chai)	WPN5213-135-C3593-01	10 Mar 2010	N/A	Valid
Registration as Chemical Waste Producer (TKO 137)	WPN5213-839-C3593-02	22 Sep 2010	N/A	Valid

Table 3.7 Summary of submission status under FEP-01/364/2009

EP Condition	Submission	Date of Submission
Special Conditions, Clause 2.7 & 2.8	Works Schedule and Location Plan	14 Jun 2011
Special Conditions, Clause 2.6	Environmental Management Organization Chart	14 Jun 2011

EP Condition	Submission	Date of Submission
Special Conditions, Clause 2.6	Commencement Date of Works	21 Jun 2011
Special Conditions, Clause 2.9	Noise Management Plan (Revision A)	13 Jan 2012
Condition 2.11	Landscape Plan (Revision B)	21 Feb 2012
Condition 2.9	Noise Management Plan (Rev.A)	13 Jan 2012

Contract no. HY/2009/18 – Central – Wan Chai Bypass (CWB) – Central Interchange under FEP-05/364/2009/A

3.1.7. Summary of the current status on licences and/or permits on environmental protection pertinent and submission under FEP-05/364/2009A for contract no. HY/2009/18 are shown in Table 3.8 and Table 3.9.

Table 3.8 Cumulative Summary of Valid Licences and Permits under Contract no. HY/2009/18

Permit / Licence / Notification / Approval	Reference No.	Issued Date	Valid Period/ Expiry Date	Status
Further Environmental Permit	FEP-05/364/2009/A	15 Nov 2010	Permit issued	Valid
Notification of Works Under APCO	322293	07 Oct 2010	Notified	Valid
Construction Noise Permit (CNP) for non-piling equipment	GW-RS0261-12	09 Mar 2012	10 Mar 2012 – 09 Sep 2012	Valid
	GW-RS0769-12	23 Jul 2012	25 Jul 2012 – 22 Jan 2013	Valid
Discharge Licence	WT00012998-2012	25 May 2012	31 Jan 2016	Valid
Registration as a Waste Producer	WPN: 8335-121-L1048-04	17 Dec 2010	N/A	Registration completed
Billing Account under Waste Disposal Ordinance (Land)	Account No.: 7011587	11 Oct 2010	Account approved	Valid

Table 3.9 Summary of submission status under FEP-05/364/2009/A

EP Condition	Submission	Date of Submission
Condition 2.9	Noise Management Plan	01 March 2011
Condition 2.10	Landscape Plan (Rev. 5)	12 March 2012

Contract no. HY/2009/15 – Central-Wanchai Bypass – Tunnel (Causeway Bay Typhoon Shelter Section) under FEP-06/364/2009/A

3.1.8. Summary of the current status on licences and/or permits on environmental protection pertinent and submission under FEP-06/364/2009/A for contract no. HY/2009/15 are shown in ***Table 3.10*** and ***Table 3.11***

Table 3.10 Cumulative Summary of Valid Licences and Permits under Contract no. HY/2009/15

Permits and/or Licences	Reference No.	Issued Date	Valid Period/ Expiry Date	Status
Further Environmental Permit	FEP-04/356/2009	22 Nov 2010	N/A	Valid
	FEP-06/364/2009/A	22 Nov 2010	N/A	Valid
Notification of Works Under APCO	321822	24 Sep 2010	N/A	Valid
Construction Noise Permit (CNP) for non-piling equipment	GW-RS0150-12	22 Feb 2012	27 Feb 2012 to 24 Aug 2012	Cancelled
	GW-RS0094-12	1 Feb 2012	3 Feb 2012 to 31 Jul 2012	Valid
	GW-RS0330-12	29 Mar 2012	3 Apr 2012 to 21 Sep 2012	Cancelled
	GW-RS0328-12	30 Mar 2012	1 Apr 2012 to 22 Sep 2012	Valid
	GW-RS0190-12	28 Feb 2012	28 Feb 2012 to 11 Aug 2012	Cancelled
	GW-RS0249-12	10 Feb 2012	9 Mar 2012 to 31 Aug 2012	Valid
	GW-RS0552-12	24 May 2012	25 May 2012 to 20 Oct 2012	Cancelled
	GW-RS0586-12	4 Jun 2012	5 Jun 2012 to 30 Sep 2012	Valid
	GW-RS0695-12	24 Jun 2011	25 Jun 2012 to 21 Dec 2012	Valid
	GW-RS0700-12	26 Jun 2012	26 Jun 2012 to 25 Dec 2012	Valid
	GW-RS0607-12	12 Jun 2012	13 Jun 2012 to 7 Dec 2012	Valid
	GW-RS0789-12	27 Jul 2012	1 Aug 2012 to 25 Jan 2013	Valid
Registration as a Chemical Waste Producer	WPN: 5213-147-C1169-35	15 Nov 2010	N/A	Valid

Permits and/or Licences	Reference No.	Issued Date	Valid Period/ Expiry Date	Status
Billing Account under Waste Disposal Ordinance	7011553	30 Sep 2010	27 Sep 2010 to 27 Jan 2016	Valid
Billing Account under Waste Disposal Ordinance (Dumping by Vessel)	7011761	10 Jul 2012	17 Jul 2012 to 16 Oct 2012	Valid
Water Discharge License (Discharge at TS1)	WT00008780-2011	24 Nov 2011	24 Nov 2011 to 31 Mar 2016	Valid
Water Discharge License (Discharge at Hung Hing Road)	WT00010482-2011	30 Sep 2011	30 Sep 2011 to 30 Sep 2013	Cancelled
Water Discharge License (Discharge at CHT area)	WT00012941-2012	10 May 2012	10 May 2012 to 31 May 2014	Valid
Water Discharge License (Discharge at TPCWAE)	WT00011322-2011	15 Dec 2011	15 Dec 2011 to 31 Dec 2013	Valid
Water Discharge License (Discharge at TS4)	WT00011718-2012	16 Jan 2012	16 Jan 2012 to 31 Jan 2014	Valid

Table 3.11 Summary of submission status under FEP-06/364/2009/A

EP Condition	Submission	Date of Submission
Condition 2.6	Management Organization of Main Construction Companies	11 Mar 2011
	Amendment for Management Organization of Main Construction Companies	16 May 2011
Condition 2.7	Works Schedule	15 Mar 2011
Condition 2.8	Location Plan	15 Mar 2011
Condition 2.23	Noise Management Plan	6 May 2011

Contract no. HY/2009/19 – Central – Wanchai Bypass Tunnel (North Point Section) and Island Eastern Corridor Link under FEP-07/364/2009/A

3.1.9. The current status on licences and/or permits on environmental protection pertinent and submission under FEP-07/364/2009/A for contract no. HY/2009/19 are shown in ***Table 3.12*** and ***Table 3.13***.

Table 3.12 Cumulative Summary of Valid Licences and Permits under Contract no. HY/2009/19

Permits and/or Licences	Reference No.	Issued Date	Valid Period/ Expiry Date	Status
Further Environmental Permit	FEP-07/364/2009/A	25 Feb 2011	N/A	Valid

Permits and/or Licences	Reference No.	Issued Date	Valid Period/ Expiry Date	Status
Notification of Works Under APCO	326160	24 Jan 2011	N/A	Valid
Registration as a Waste Producer	7012306	10 Feb 2011	N/A	Valid
Registration as Chemical Waste Producer	5213-151-C3654-01	24 Mar 2011	N/A	Valid
Application for Vessel Disposal	7012306	21 July 2011	N/A	Valid
Construction Noise Permit (CNP)	GW-RS0180-12	22-Feb-12 (Effective 27-Feb-12)	26-Aug-12	Valid
	GW-RS0507-12	22-May-12 (Effective 24-May-12)	23-Nov-12	Valid
	GW-RS0589-12	18-Jun-12	17-Dec-12	Valid
	GW-RS0286-12	23-Mar-12 (Effective 27-Mar-12)	26-Sep-12	Cancelled
Water Discharge Licence	WT00010093-2011	31-Aug-11	30-Sep-16	Valid
	WT00010865-2011	3-Nov-11	30-Nov-16	Valid

Table 3.13 Summary of submission status under FEP-07/364/2009/A

EP Condition	Submission	Date of Submission
Condition 2.9	Noise Management Plan	02 Jun 2011
Condition 2.13	Landscape Plan	16 March 2012
Condition 2.9	Noise Management Plan(Rev.2)	28-Oct-11

3.1.10. Summary of the current status on licences and/or permits on environmental protection pertinent and submission under FEP-08/364/2009/A for contract no. HK/2010/06 showed in ***Table 3.14*** and ***Table 3.15***.

Table 3.14 Cumulative Summary of Valid Licences and Permits under Contract no. HK/2010/06

Permits and/or Licences	Reference No.	Issued Date	Valid Period/ Expiry Date	Status
Further Environmental Permit	FEP-08/364/2009/A	15 June 2012	N/A	Valid
Notification of Works Under APCO	326344	18 Jan 2011	N/A	Valid

No submission has been made under FEP-08/364/2009/A in this reporting month.

4 Monitoring Requirements

4.1 Noise Monitoring

NOISE MONITORING STATIONS

4.1.1. The noise monitoring stations for the Project are listed and shown in ***Table 4.1*** and ***Figure 4.1***. ***Appendix 4.1*** shows the established Action/Limit Levels for the monitoring works.

Table 4.1 Noise Monitoring Stations

Station	Description
M1a	Harbour Road Sports Centre
M2b	Noon Gun Area
M3a	Tung Lo Wan Fire Station
M4b	Victoria Centre
M5b	City Garden
M6	HK Baptist Church Henrietta Secondary School
M7e	International Finance Centre (Eastern End of Podium)
M7w	International Finance Centre (Western End of Podium)

REAL TIME NOISE MONITORING STATIONS

4.1.2. Review of feasibility on the real time noise monitoring stations was conducted in July with IEC. Station, RTN1a, Tung Lo Wan fireboat Station was found not appropriate to be a monitoring station for monitoring the IECL Piling works and Demolition after visited.

4.1.3. Reviewing the works schedule of HY/2009/19, IECL Bridge Demolition from City Garden to Provident Garden will commence in July 2012. "Proposal on The Real Time Noise Monitoring System at RTN3" was submitted and verified by IEC on .

4.1.4. The noise monitoring stations for the Project are listed and shown in ***Table 4.2*** and ***Figure 4.1.***. ***Appendix 4.1*** shows the established Action/Limit Levels for the monitoring works.

Table 4.2 Real Time Noise Monitoring Stations

District	Station	Description
Tin Hau	RTN1	FEHD Hong Kong Transport Section Whitefield Depot
North Point	RTN2	Oil Street Community Liaison Centre

NOISE MONITORING PARAMETERS, FREQUENCY AND DURATION

4.1.5. The construction noise level shall be measured in terms of the A-weighted equivalent continuous sound pressure level (L_{eq}). $L_{eq\ (30\ minutes)}$ shall be used as the monitoring parameter

for the time period between 0700 and 1900 hours on normal weekdays. For all other time periods, $L_{eq\ (5\ minutes)}$ shall be employed for comparison with the Noise Control Ordinance (NCO) criteria. Supplementary information for data auditing, statistical results such as L_{10} and L_{90} shall also be obtained for reference.

4.1.6. Noise monitoring shall be carried out at all the designated monitoring stations. The monitoring frequency shall depend on the scale of the construction activities. The following is an initial guide on the regular monitoring frequency for each station on a weekly basis when noise generating activities are underway:

- One set of measurements between 0700 and 1900 hours on normal weekdays.

4.1.7. Real time noise shall be carried out at the designated monitoring stations. The following is an initial guide on the regular monitoring frequency for each station on a 24 hours daily basis when noise generating activities are underway:

- One set of measurements between 0700 and 1900 hours on normal weekdays.
- One set of measurements between 1900 and 2300 hours on normal weekdays and 0700 and 2300 hours on public holidays.
- One set of measurements between 2300 and 0700 hours on next day on everyday.

4.1.8. If construction works are extended to include works during the hours of 1900 – 0700 as well as public holidays and Sundays, additional weekly impact monitoring shall be carried out during respective restricted hours periods. Applicable permits under NCO shall be obtained by the Contractor.

MONITORING EQUIPMENT

4.1.9. As referred to in the Technical Memorandum ™ issued under the NCO, sound level meters in compliance with the International Electrotechnical Commission Publications 651: 1979 (Type 1) and 804: 1985 (Type 1) specifications shall be used for carrying out the noise monitoring. Immediately prior to and following each noise measurement the accuracy of the sound level meter shall be checked using an acoustic calibrator generating a known sound pressure level at a known frequency. Measurements may be accepted as valid only if the calibration level from before and after the noise measurement agree to within 1.0 dB.

4.1.10. Noise measurements shall not be made in fog, rain, wind with a steady speed exceeding 5 m/s or wind with gusts exceeding 10 m/s. The wind speed shall be checked with a portable wind speed meter capable of measuring the wind speed in m/s.

4.1.11. The sound level meter shall be checked using an acoustic calibrator generating a known sound pressure level at a known frequency before deployment to the site and during each site visit. Measurements will be accepted as valid only if the calibration level from before and after the noise measurement agree to within 1.0 dB.

4.2 Air Monitoring

AIR QUALITY MONITORING STATIONS

4.2.1. The air monitoring stations for the Project are listed and shown in ***Table 4.3*** and ***Figure 4.1***.. ***Appendix 4.1*** shows the established Action/Limit Levels for the monitoring works.

Table 4.3 Air Monitoring Stations

Station ID	Monitoring Location	Description
CMA1b	Oil Street Community Liaison Centre	North Point (Re-commenced on 14 November 2011)
CMA2a	Causeway Bay Community Centre	Causeway Bay
CMA3a	CWB PRE Site Office *	Causeway Bay
CMA4a	Society for the Prevention of Cruelty to Animals	Wan Chai
CMA5a	Children Garden opposite to Pedestrian Plaza	Wan Chai
MA1e	International Finance Centre (Eastern End of Podium)	Central
MA1w	International Finance Centre (western End of Podium)	Central

Remarks: As per the ENPC meeting in March 2011, the monitoring stations CMA3a – Future CWB site office at Wanchai Waterfront Promenade was renamed as remark.

AIR MONITORING PARAMETERS, FREQUENCY AND DURATION

4.2.2. One-hour and 24-hour TSP levels should be measured to indicate the impacts of construction dust on air quality. The 24-hour TSP levels shall be measured by following the standard high volume sampling method as set out in the Title 40 of the Code of Federal Regulations, Chapter 1 (Part 50), Appendix B.

4.2.3. All relevant data including temperature, pressure, weather conditions, elapsed-time meter reading for the start and stop of the sampler, identification and weight of the filter paper, and any other local atmospheric factors affecting or affected by site conditions, etc., shall be recorded down in detail.

4.2.4. For regular impact monitoring, the sampling frequency of at least once in every six-days, shall be strictly observed at all the monitoring stations for 24-hour TSP monitoring. For 1-hour TSP monitoring, the sampling frequency of at least three times in every six-days should be undertaken when the highest dust impact occurs.

SAMPLING PROCEDURE AND MONITORING EQUIPMENT

4.2.5. High volume samplers (HVSs) in compliance with the following specifications shall be used for carrying out the 1-hour and 24-hour TSP monitoring:

- 0.6 – 1.7 m^3 per minute adjustable flow range;
- Equipped with a timing / control device with +/- 5 minutes accuracy for 24 hours operation;
- Installed with elapsed-time meter with +/- 2 minutes accuracy for 24 hours operation;
- Capable of providing a minimum exposed area of 406 cm2;
- Flow control accuracy: +/- 2.5% deviation over 24-hour sampling period;
- Equipped with a shelter to protect the filter and sampler;
- Incorporated with an electronic mass flow rate controller or other equivalent devices;
- Equipped with a flow recorder for continuous monitoring;
- Provided with a peaked roof inlet;
- Incorporated with a manometer;
- Able to hold and seal the filter paper to the sampler housing at horizontal position;
- Easily changeable filter; and
- Capable of operating continuously for a 24-hour period.

4.2.6. Initial calibration of dust monitoring equipment shall be conducted upon installation and thereafter at bi-monthly intervals. The transfer standard shall be traceable to the internationally recognized primary standard and be calibrated annually. The concern parties such as IEC shall properly document the calibration data for future reference. All the data should be converted into standard temperature and pressure condition.

LABORATORY MEASUREMENT / ANALYSIS

4.2.7. A clean laboratory with constant temperature and humidity control, and equipped with necessary measuring and conditioning instruments to handle the dust samples collected, shall be available for sample analysis, and equipment calibration and maintenance. The laboratory should be HOKLAS accredited.

4.2.8. Filter paper of size 8” x 10” shall be labelled before sampling. It shall be a clean filter paper with no pinholes, and shall be conditioned in a humidity-controlled chamber for over 24-hours and be pre-weighed before use for the sampling.

4.2.9. After sampling, the filter paper loaded with dust shall be kept in a clean and tightly sealed plastic bag. The filter paper shall then be returned to the laboratory for reconditioning in the humidity controlled chamber followed by accurate weighing by an electronic balance with readout down to 0.1 mg. The balance shall be regularly calibrated against a traceable standard.

4.2.10. All the collected samples shall be kept in a good condition for 6 months before disposal.

4.2.11. Current calibration certificates of equipments are presented in ***Appendix 4.2***.

5.0 MONITORING RESULTS

5.0.1. The environmental monitoring will be implemented based on the division of works areas of each designated project managed under different contracts with separate FEP applied by individual contractors. Overall layout showing work areas of various contracts, latest status of work commencement and monitoring stations is shown in ***Figure 2.1*** and ***Figure 4.1***. The monitoring results are presented in according to the Individual Contract(s).

5.0.2. In the reporting month, the concurrent contracts are as follows:

- Contract no. HY/2009/15 – Central-Wanchai Bypass – Tunnel (Causeway Bay Typhoon Shelter Section) under FEP-06/364/2009/A
- Contract no. HY/2009/17 – Central – Wan Chai Bypass (CWB) at FEHD Whitfield Depot – Advanced piling works under FEP-03/364/2009
- Contract no. HY/2009/18 – Central – Wan Chai Bypass (CWB) – Central Interchange under FEP-05/364/2009/A
- Contract no. HY/2009/19 – Central – Wanchai Bypass Tunnel (North Point Section) and Island Eastern Corridor Link under FEP-07/364/2009
- Contract no. HK/2009/01 – Wan Chai Development Phase II – Central – Wan Chai Bypass at Hong Kong Convention and Exhibition Centre
- Contract no. HK/2009/02 - Wan Chai Development Phase II – Central - Wan Chai Bypass at Wan Chai East
- Contract no. HK/2010/06 - Wan Chai Development Phase II – Central - Wan Chai Bypass over MTR Tsuen Wan Line

5.0.3. The environment monitoring schedules for reporting month and coming month are presented in ***Appendix 5.1***.

5.1 Noise Monitoring Results

5.1.1. Monitoring for report of review baseline noise level was performed from 11 April 2011 to 8 June 2011. Then the report was submitted on the 20 June 2011, verified by IEC on 18 July 2011 and was approved by ER by January 2012. The new baseline is used for the noise calculation of this reporting month starting from January 2012.

5.1.2. Due to adverse weather condition, the noise monitoring at the following stations were rescheduled

M1a: from 24 July 2012 to 25 July 2012
M7e: from 24 July 2012 to 25 July 2012
M7w: from 24 July 2012 to 25 July 2012

Contract no. HY/2009/17 –Central – Wan Chai Bypass (CWB) at FEHD Whitfield Depot – Advanced piling works under FEP-03/364/2009

5.1.3. The proposed division of noise monitoring stations for Contract no. HY/2009/17 are summarized in ***Table 5.1*** below:

Table 5.1 Noise Monitoring Stations for Contract no. HY/2009/17

Station	Description
M4b	Victoria Centre

5.1.4. No action or limit level exceedance was recorded during daytime period in the reporting month. Noise monitoring results measured in this reporting period are reviewed and summarized. Details of noise monitoring results and graphical presentation can be referred in ***Appendix 5.2***.

Contract no. HY/2009/18 – Central – Wan Chai Bypass (CWB) – Central Interchange under FEP-05/364/2009/A

5.1.5. Noise monitoring for the Central Interchange works under contract no. HY/2009/18 was commenced on 22 April 2011.The proposed division of noise monitoring stations for Contract no. HY/2009/18 are summarized in ***Table 5.2*** below:

Table 5.2 Noise Monitoring Stations for Contract no. HY/2009/18

Station	Description
M7e	International Finance Centre (Eastern End of Podium)
M7w	International Finance Centre (Western End of Podium)

5.1.6. No action or limit level exceedance was recorded during daytime period in the reporting month.

5.1.7. Noise monitoring results measured in this reporting period are reviewed and summarized. Details of noise monitoring results and graphical presentation can be referred in ***Appendix 5.2***.

Contract no. HK/2009/01 – Wan Chai Development Phase II – Central – Wan Chai Bypass at Hong Kong Convention and Exhibition Centre – Tunnel Works under FEP-02/364/2009 and Contract no. HK/2009/02 – Wan Chai Development Phase II – Central – Wan Chai Bypass at Wan Chai East (CWB Tunnel) under FEP-01/364/2009

5.1.8. The commencement of construction works for Contract no. HK/2009/01 under FEP-02/364/2009 is on 25 August 2011 and HK/2009/02 under FEP-01/364/2009 is on 26 April 2011. The proposed division of noise monitoring stations are summarized in ***Table 5.3*** below.

Table 5.3 Noise Monitoring Station for Contract no HK/2009/01 and HK/2009/02

Station	Description

M1a	Harbour Road Sports Centre

5.1.9. No action or limit level exceedance was recorded in the reporting month. Noise monitoring results measured in this reporting period are reviewed and summarized. Details of noise monitoring results and graphical presentation can be referred in ***Appendix 5.2.***

Contract no. HY/2009/15 – Central-Wanchai Bypass – Tunnel (Causeway Bay Typhoon Shelter Section) under FEP-06/364/2009/A

5.1.10. The commencement of construction works for Contract no. HY/2009/15 under FEP-06/364/2009/A was on 13 July 2011. Noise monitoring was commenced on 13 July 2011. The proposed divisions of noise monitoring stations are summarized in ***Table 5.4*** below.

Table 5.4 Noise Monitoring Stations for Contract no. HY/2009/15

Station	Description
M2b	Noon Gun Area
M3a	Tung Lo Wan Fire Station

5.1.11. No action or limit level exceedance was recorded in this reporting month.

5.1.12. Noise monitoring results measured in this reporting period are reviewed and summarized. Details of noise monitoring results and graphical presentation can be referred in ***Appendix 5.2***.

Contract no. HY/2009/19 – Central – Wanchai Bypass Tunnel (North Point Section) and Island Eastern Corridor Link under FEP-07/364/2009/A

5.1.13. Noise monitoring for the tunnel works under contract no. HY/2009/19 was commenced on 24 April 2011. The proposed division of noise monitoring stations are summarized in ***Table 5.5*** below.

Table 5.5 Noise Monitoring Stations for Contract no. HY/2009/19

Station	Description
M3a	Tung Lo Wan Fire Station
M4b	Victoria Centre
M5b	City Garden
M6	HK Baptist Church Henrietta Secondary School

5.1.14. No action level and limit level exceedance was recorded in the reporting month.

5.1.15. Noise monitoring results measured in this reporting period are reviewed and summarized. Details of noise monitoring results and graphical presentation can be referred in ***Appendix 5.2***.

5.2 Real Time Noise Monitoring Results

5.2.1. FEHD Hong Kong Transport Section Whitefield Depot commenced external wall renovation from 1 June 2012.

5.2.2. No construction activity was conducted during nighttime period (2300 to 0700) in this reporting month.

Contract no. HY/2009/17 –Central – Wan Chai Bypass (CWB) at FEHD Whitfield Depot – Advanced piling works under FEP-03/364/2009 and Contract no. HY/2009/19 – Central – Wanchai Bypass Tunnel (North Point Section) and Island Eastern Corridor Link under FEP-07/364/2009/A

5.2.3. The proposed division of noise monitoring stations are summarized in ***Table 5.6*** below. Real time noise monitoring for the piling works under contract no. HY/2009/17 was commenced on 5 October 2010

Table 5.6 Real Time Noise Monitoring Stations for Contract no. HY/2009/17

Location ID	District	Description
RTN1	Tin Hau	FEHD Hong Kong Transport Section Whitefield Depot

Real time noise monitoring results and graphical presentation during night time period are for information only.

5.2.4. Exceedances were recorded between 1900 and 2300 hours throughout the reporting month. Investigations found that the major noise impacts from 1900 and 2300 hours were arising from the traffic noise along the Island Eastern Corridor. In addition, there was no construction activity commenced in this period. As such, the exceedances were concluded as not project related.

5.2.5. Real time noise monitoring results measured in this reporting period are reviewed and summarized. Details of real time noise monitoring results and graphical presentation can be referred to ***Appendix 5.4 .*** Details of the Notification of Exceedance can be referred in ***Appendix 6.2***.

5.2.6. The proposed division of noise monitoring stations are summarized in ***Table 5.7*** below. Real time noise monitoring for major construction works under contract no. HY/2009/19 was commenced on 24 April 2011.

Table 5.7 Real Time Noise Monitoring Stations for Contract no. HY/2009/19

Location ID	District	Description
RTN1	Tin Hau	FEHD Hong Kong Transport Section Whitefield Depot
RTN2	North Point	Oil Street Community Liaison Center

Real time noise monitoring results and graphical presentation during night time period are for information only.

5.2.7. Exceedances were recorded between 0700 and 1900 hours, and 1900 and 2300 hours throughout the reporting month. Investigations found that the major noise impacts from 0700 and 1900 hours, and 1900 and 2300 hours were arising from the traffic noise along the Island Eastern Corridor and demolition works near Oil Street Community Liaison Center. In addition,

there was no construction activity commenced in these two periods. As such, the exceedances were concluded as not project related.

5.2.8. Real time noise monitoring results measured in this reporting period are reviewed and summarized. Details of real time noise monitoring results and graphical presentation can be referred to ***Appendix 5.4 .*** Details of the Notification of Exceedance can be referred in ***Appendix 6.2***.

5.3 Air Monitoring Results

5.3.1 Due to extension of site boundary by contractor of HY/2009/19, location of air monitoring station CMA1b – Oil Street Community Liaison Centre has been finely adjusted on 21 April 2012.

5.3.2 Due to lack of electricity supply, the 24-hr TSP monitoring at the following stations were rescheduled:

CMA3a: from 10 and 16 July 2012 to 11 and 18 July 2012
CMA5a: from 4 and 21 July 2012 to 5 and 24 July 2012

5.3.3 Due to adverse weather condition, the 1-hr TSP monitoring at the following stations were rescheduled

CMA3a: from 23 July 2012 to 24 July 2012
CMA4a: from 23 July 2012 to 24 July 2012

5.3.4 The data for the rescheduled air monitoring for CMA1b, dated 30 April 2012, will be presented in the next monthly report (May 2012).

Contract no. HY/2009/17 –Central – Wan Chai Bypass (CWB) at FEHD Whitfield Depot – Advanced piling works under FEP-03/364/2009

5.3.5 The proposed division of air monitoring stations are summarized in ***Table 5.8*** below. Air monitoring for the piling works under contract no. HY/2009/17 was commenced on 8 October 2010.

Table 5.8 Air Monitoring Station for Contract no. HY/2009/17

Station	Description
CMA1b	Oil Street Community Liaison Centre
CMA2a	Causeway Bay Community Centre

5.3.6 No exceedance was recorded in the reporting month. Air quality monitoring results measured in this reporting period are reviewed and summarized. Details of air monitoring results and graphical presentation can be referred in ***Appendix 5.3***.

Contract no. HY/2009/18 – Central – Wan Chai Bypass (CWB) – Central Interchange under FEP-05/364/2009/A

5.3.7 Air monitoring for the Central Interchange works under contract no. HY/2009/18 was commenced on 21 April 2011.The proposed division of air monitoring stations are summarized in ***Table 5.9*** below.

Table 5.9 Air Monitoring Stations for Contract no. HY/2009/18

Station	Description
MA1e	International Finance Centre (Eastern End of Podium)
MA1w	International Finance Centre (Western End of Podium)

5.3.8 No exceedance was recorded in the reporting month. Air quality monitoring results measured in this reporting period are reviewed and summarized. Details of air monitoring results and graphical presentation can be referred in ***Appendix 5.3***.

Contract no. HK/2009/01 – Wan Chai Development Phase II – Central – Wan Chai Bypass at Hong Kong Convention and Exhibition Centre – Tunnel Works under FEP-02/364/2009

5.3.9 The commencement of construction works for Contract no. HK/2009/01 under FEP-02/364/2009 is on 25 August 2011. Air quality monitoring was commenced on 25 August 2011. The proposed division of air monitoring stations are summarized in ***Table 5.10*** below.

Table 5.10 Air Monitoring Station for Contract no. HK/2009/01

Station	Description
CMA5a	Children Playgrounds opposite to Pedestrian Plaza

5.3.10 No exceedance was recorded in the reporting month. Air quality monitoring results measured in this reporting period are reviewed and summarized. Details of air monitoring results and graphical presentation can be referred in ***Appendix 5.3***.

Contract no. HK/2009/02 – Wan Chai Development Phase II – Central – Wan Chai Bypass at Wan Chai East (CWB Tunnel) under FEP-01/364/2009

5.3.11 The commencement of construction works for HK/2009/02 under FEP-01/364/2009 is on 26 April 2011. The proposed division of air monitoring stations are summarized in ***Table 5.11*** below.

Table 5.11 Air Monitoring Station for Contract no. HK/2009/02

Station	Description
CMA4a	Society for the Prevention of Cruelty to Animals

5.3.12 No exceedance was recorded in the reporting month. Air quality monitoring results measured in this reporting period are reviewed and summarized. Details of air monitoring results and graphical presentation can be referred in ***Appendix 5.3***.

Contract no. HY/2009/15 – Central-Wanchai Bypass – Tunnel (Causeway Bay Typhoon Shelter Section) under FEP-06/364/2009/A

5.3.13 The commencement of construction works for Contract no. HY/2009/15 under FEP-06/364/2009/A was on 13 July 2011. Air quality monitoring was commenced on 14 July 2011. The proposed division of air monitoring stations are summarized in ***Table 5.12*** below.

Table 5.12 Air Monitoring Station for Contract no. HY/2009/15

Station	Description
CMA3a	CWB PRE Site Office

5.3.14 No exceedance was recorded in the reporting month. Air quality monitoring results measured in this reporting period are reviewed and summarized. Details of air monitoring results and graphical presentation can be referred in ***Appendix 5.3***.

Contract no. HY/2009/19 – Central – Wanchai Bypass Tunnel (North Point Section) and Island Eastern Corridor Link under FEP-07/364/2009/A

5.3.15 The proposed division of air monitoring stations are summarized in ***Table 5.13*** below. Air monitoring for the tunnel works under contract no. HY/2009/19 was commenced on 26 April 2011.

Table 5.13 Air Monitoring Stations for Contract no. HY/2009/19

Station	Description
CMA1b	Oil St Community Liaison Centre
CMA2a	Causeway Bay Community Centre

5.3.16 No exceedance was recorded in the reporting month. Air quality monitoring results measured in this reporting period are reviewed and summarized. Details of air monitoring results and graphical presentation can be referred in ***Appendix 5.3***.

5.4 Waste Monitoring Results

Contract no. HY/2009/17 –Central – Wan Chai Bypass (CWB) at FEHD Whitfield Depot – Advanced piling works under FEP-03/364/2009

5.4.1. No Inert and non-inert C&D wastes were disposed in the reporting month. Details of the waste flow table are summarized in ***Table 5.14***

Table 5.14 Details of Waste Disposal for Contract no. HY/2009/17

Waste Type	Quantity this month, m^3	Cumulative Quantity-to-Date, m^3	Disposal / Dumping Grounds
Inert C&D materials disposed	NIL	NIL	N/A
Inert C&D materials recycled	NIL	1354.82	N/A
Non-inert C&D materials disposed	NIL	NIL	N/A
Non-inert C&D materials recycled	NIL	NIL	N/A
Chemical waste disposed	N/A	N/A	N/A

Contract nos. HK/2009/01 – Wan Chai Development Phase II – Central – Wan Chai Bypass at Hong Kong Convention and Exhibition Centre – Tunnel Works under FEP-02/364/2009

5.4.2. Inert and non-inert C&D wastes were disposed of in this reporting month. Details of the waste flow table are summarized in ***Table 5.15***.

Table 5.15 Details of Waste Disposal for Contract no. HK/2009/01

Waste Type	Quantity this month, m^3	Cumulative-to-Date, m^3	Disposal / Dumping Grounds
Inert C&D materials disposed	39.97	19,325.19	TKO137, TM38
Inert C&D materials recycled	2,313	2,702.96	N/A
Non-inert C&D materials disposed	46.30	844.30	SENT Landfill
Non-inert C&D materials recycled	NIL	147,100	N/A
Chemical waste disposed	340	6,850	N/A

Contract no. HK/2009/02 – Wan Chai Development Phase II – Central – Wan Chai Bypass at Wan Chai East (CWB Tunnel) under FEP-01/364/2009

5.4.3. Inert C&D & non-inert C&D wastes were disposed of in this reporting month. Details of the waste flow table are summarized in ***Table 5.16***.

Table 5.16 Details of Waste Disposal for Contract no. HK/2009/02

Waste Type*	Quantity this month, m^3	Cumulative-to-Date, m^3	Disposal / Dumping Grounds
Inert C&D materials disposed	13,447	172,953	TKO137, TM 38
Inert C&D materials recycled	NIL	NIL	N/A
Non-inert C&D materials disposed	47	370	SENT Landfill
Non-inert C&D materials recycled	NIL	NIL	N/A
Chemical waste disposed (kg)	535	4,721	N/A

Remarks Contractor clarified and updated waste flow table for the reporting month of April

Contract no. HY/2009/18 – Central – Wan Chai Bypass (CWB) – Central Interchange under FEP-05/364/2009/A

5.4.4. Inert C&D and non-inert C&D waste was disposed of in this reporting month. Details of the waste flow table are summarized in ***Table 5.17***.

Table 5.17 Details of Waste Disposal for Contract no. HY/2009/18

Waste Type*	Quantity this month, m^3	Cumulative-to-Date, m^3	Disposal / Dumping Grounds
Inert C&D materials disposed	3465	38,667	T.K.O. 137, TM 38
Inert C&D materials recycled	5694	14,840	N/A
Non-inert C&D materials disposed	226	574	SENT Landfill
Non-inert C&D materials recycled (tonnes)	NIL	40.6	N/A
Chemical waste disposed (kg)	NIL	2,985	N/A

Remarks Contractor clarified and updated waste flow table for the reporting month of April

Contract no. HY/2009/15 – Central-Wanchai Bypass – Tunnel (Causeway Bay Typhoon Shelter Section) under FEP-06/364/2009/A

5.4.5. Inert & Non-inert C&D wastes were disposed of in this reporting month. Details of the waste flow table are summarized in ***Table 5.18***.

Table 5.18 Details of Waste Disposal for Contract no. HY/2009/15

Waste Type*	Quantity this month, m^3	Cumulative-to-Date, m^3	Disposal / Dumping Grounds
Inert C&D materials disposed	4,151.1	146,110.6	Tuen Mun Area 38
	18,604.1	142,770.3	TKO137 FB
Inert C&D materials recycled	NIL	415.9	HY/2009/11 ex-PCWA TS4
Non-inert C&D materials disposed	47.1	362.7	SENT Landfill
Non-inert C&D materials recycled	80.5	457	Xun Xiang Metalware Skylight Recycle (paper)
Chemical waste disposed	1,036	11,036	Dunwell Group

Remarks Contractor clarified and updated waste flow table for the reporting month of January and the cumulative sum of inert C&D materials has been updated in the March to May 2012 Quarterly Report.

Contract no. HY/2009/19 – Central – Wanchai Bypass Tunnel (North Point Section) and Island Eastern Corridor Link under FEP-07/364/2009/A

5.4.6. Inert and Non-inert C&D wastes were disposed of in this reporting month. Details of the waste flow table are summarized in ***Table 5.19***.

Table 5.19 Details of Waste Disposal for Contract no. HY/2009/19

Waste Type*	Quantity this month, m^3	Cumulative-to-Date, m^3	Disposal / Dumping Grounds
Inert C&D materials	18,975.22	131,658.44	N/A

Waste Type*	Quantity this month, m^3	Cumulative-to-Date, m^3	Disposal / Dumping Grounds
disposed			
Inert C&D materials recycled	NIL	1,801.91	N/A
Non-inert C&D materials disposed	25.22	509.47	SENT Landfill
Non-inert C&D materials recycled	NIL	42.81	N/A
Chemical waste disposed	0.29	4.42	N/A

Remarks Contractor clarified and updated waste flow table for the reporting month of July 2012

Contract no. HK/2010/06 Wan Chai Development Phase II - Central-Wan Chai Bypass over MTR Tsuen Wan Line under FEP-08/364/2009/A

5.4.7. No inert and Non-inert C&D wastes were disposed of in this reporting month. Details of the waste flow table are summarized in ***Table 5.20***.

Table 5.20 Details of Waste Disposal for Contract no. HK/2010/06

Waste Type*	Quantity this month, m^3	Cumulative-to-Date, m^3	Disposal / Dumping Grounds
Inert C&D materials disposed	NIL	NIL	TM38
Inert C&D materials recycled	NIL	NIL	N/A
Non-inert C&D materials disposed	NIL	NIL	N/A
Non-inert C&D materials recycled	NIL	NIL	Recyclers
Chemical waste disposed	NIL	NIL	N/A

6 Compliance Audit

6.0.1. The Event Action Plan for construction noise, air qualities are presented in ***Appendix 6.1***.

6.1 Noise Monitoring

Contract no. HY/2009/17 –Central – Wan Chai Bypass (CWB) at FEHD Whitfield Depot – Advanced piling works under FEP-03/364/2009

6.1.1. No exceedance was recorded in the reporting month.

Contract no. HY/2009/18 – Central – Wan Chai Bypass (CWB) – Central Interchange under FEP-05/364/2009/A

6.1.2. No exceedance was recorded in the reporting month.

Contract no. HK/2009/01 – Wan Chai Development Phase II – Central – Wan Chai Bypass at Hong Kong Convention Exhibition Centre – Tunnel Works under FEP-02/364/2009

6.1.3. No exceedance was recorded in the reporting month.

Contract no. HK/2009/02 – Wan Chai Development Phase II – Central – Wan Chai Bypass at Wan Chai East (CWB Tunnel) under FEP-01/364/2009

6.1.4. No exceedance was recorded in the reporting month.

Contract no. HY/2009/15 – Central-Wanchai Bypass – Tunnel (Causeway Bay Typhoon Shelter Section) under FEP-06/364/2009/A

6.1.5. No exceedance was recorded in the reporting month.

Contract no. HY/2009/19 – Central – Wanchai Bypass Tunnel (North Point Section) and Island Eastern Corridor Link under FEP-07/364/2009/A

6.1.6. No exceedance was recorded in the reporting month.

Real Time Noise Monitoring

Contract no. HY/2009/17 – Central – Wan Chai Bypass (CWB) at FEHD Whitfield Depot – Advanced piling works under FEP-03/364/2009

6.1.7. Exceedances were recorded between 1900 and 2300 hours throughout the reporting month. Investigations found that the major noise impacts from 1900 and 2300 hours were arising from the traffic noise along the Island Eastern Corridor. In addition, there was no construction activity commenced in this period. As such, the exceedances were concluded as not project related.

Contract no. HY/2009/19 – Central – Wanchai Bypass Tunnel (North Point Section) and Island Eastern Corridor Link under FEP-07/364/2009/A

6.1.8. Exceedances were recorded between 0700 and 1900 hours, and 1900 and 2300 hours throughout the reporting month. Investigations found that the major noise impacts from 0700

and 1900 hours, and 1900 and 2300 hours were arising from the traffic noise along the Island Eastern Corridor and demolition works near Oil Street Community Liaison Center. In addition, there was no construction activity commenced in these two periods. As such, the exceedances were concluded as not project related.

6.2 Air Monitoring

Contract no. HY/2009/17 – Central – Wan Chai Bypass (CWB) at FEHD Whitfield Depot – Advanced piling works under FEP-03/364/2009

6.2.1. No exceedance was recorded in the reporting month.

Contract no. HY/2009/18 – Central – Wan Chai Bypass (CWB) – Central Interchange under FEP-05/364/2009/A

6.2.2. No exceedance was recorded in the reporting month.

Contract no. HK/2009/01 – Wan Chai Development Phase II – Central – Wan Chai Bypass at Hong Kong Convention and Exhibition Centre – Tunnel Works under FEP-02/364/2009

6.2.3. No exceedance was recorded in the reporting month.

Contract no. HK/2009/02 – Wan Chai Development Phase II – Central – Wan Chai Bypass at Wan Chai East (CWB Tunnel) under FEP-01/364/2009

6.2.4. No exceedance was recorded in the reporting month.

Contract no. HY/2009/15 – Central-Wanchai Bypass – Tunnel (Causeway Bay Typhoon Shelter Section) FEP-06/364/2009/A

6.2.5. No exceedance was recorded in the reporting month.

Contract no. HY/2009/19 – Central – Wanchai Bypass Tunnel (North Point Section) and Island Eastern Corridor Link under FEP-07/364/2009/A

6.2.1 No exceedance was recorded in the reporting month.

6.3 Review of the Reasons for and the Implications of Non-compliance

6.3.1. There was no non-compliance from the site audits in the reporting period. The observations and recommendations made in each individual site audit session were presented in Section 8.

6.3.2. No project-related non-compliance from monitoring was recorded in the reporting month.

6.4 Summary of action taken in the event of and follow-up on non-compliance

6.4.1 There was no particular action taken since no project-related non-compliance was recorded from the site audits and environmental monitoring in the reporting period.

7 Cumulative Construction Impact due to the Concurrent Projects

7.0.1. According to Condition 3.4 of the EP-364/2009/A, this section addresses the relevant cumulative construction impact due to the concurrent activities of the current projects including the Central Reclamation Phase III (CRIII), Wan Chai Development Phase II (WDII), Central-WanChai Bypass (CWB), Island Eastern Corridor Link projects (IECL) and Wan Chai Development Phase II – Central – Wan Chai Bypass at Wan Chai East (CWB Tunnel).

7.0.2. According to the Monthly EM&A report (June 2012) of Central Reclamation Phase III (CRIII), filling works, building construction works and pipe works were performed in the July 2012 reporting month. The water quality monitoring was completed in October 2011 and no exceedance was recorded for air and noise monitoring. It can be concluded that cumulative construction impact due to the concurrent activities of the current projects with the Central Reclamation Phase III (CRIII) was insignificant.

7.0.3. According to the construction programme of Wan Chai Development Phase II, Central-Wan Chai Bypass and Island Eastern Corridor Link projects, the major construction activity under Wan Chai Development Phase II was marine works at HKCEC areas, cross-harbour Watermains, Fresh Watermains, Cooling Watermains and Salt Watermains Installations, tunnel works at Wan Chai East, diaphragm wall construction at TS4; dredging at TS2; deep excavation at TS1 and TPCWAE TCBR1W. Advanced piling works at FEHD Whitfield Depot, Central Interchange, and diaphragm wall construction at North Point area. The major environmental impact was water quality impact at Causeway Bay and Wan Chai. Land-based construction activity were Diaphragm wall construction at TS4, Diaphragm wall construction at TS1 and TPCWAE TCBR1W, piling works at FEHD Whitfield Depot, Diaphragm wall at Central and North Point and tunnel works at Wan Chai East in the reporting month.

7.0.4. The major environmental impacts generated from advanced piling works at FEHD Whitfield Depot were undertaken and Diaphragm wall construction at Central and tunnel works at Wan Chai East, IECL and Causeway Bay typhoon shelter in the reporting month. No significant air impact was anticipated in the reporting month. Besides, no Project-related exceedance was recorded during the environmental monitoring events in the reporting month. Thus, it is evaluated that the cumulative construction impact from the concurrent projects including Wan Chai Development Phase II was insignificant.

8 Environmental Site Audit

8.0.1. During this reporting month, weekly environmental site audits were conducted for Contracts no. HY/2009/15, HY/2009/17, HY/2009/18, HY/2009/19, HK/2009/01, HK/2009/02 and HK/2010/06. No non-conformance was identified during the site audits.

8.0.2. Four site inspections for Contract no. HY/2009/15 was carried out during this reporting period. The results of these inspections and outcomes are summarized in ***Table 8.1***.

Table 8.1 Summary of Environmental Inspections for Contract no. HY/2009/15

Date	Item	Observations	Action taken by Contractor	Outcome
3-Jul-12	120703_01	Muddy water was observed outside silt curtain of TS1, better maintenance of silt curtain & source should be identified and mitigated.	Another layer of silt curtain was placed around the seawall removed area.	Completion as observed on 10-Jul-12
3-Jul-12	120703_02	Domestic sewage from clothes washing was observed to be discharging into sea, proper treatment should be provided	A pipe was placed to direct the domestic sewage to treatment plant.	Completion as observied on 10-Jul-12
10-Jul-12	120710_01	The seawall blocks on the south side of TS1 has been removed. Although silt curtain was observed to have surrounded the gap, contractor should find measures to prevent silt or muddy water dispersing into sea (TS1)	Silt curtain was deployed and self water quality monitoring would be conducted during dredging.	Completion as observed on 17-Jul-12
10-Jul-12	120710_02	Grouting plant should be have 3-sides and top cover when in use (TPCWAE)	Grouting plant has been covered properly.	Completion as observed on 17-Jul-12
17-Jul-12	120717_01	2 layers of silt curtain was observed which are deployed by contractor, however, the condition of the silt curtains shall be improved. (TS1)	Better maintenance of silt curtain.	Completion as observed on 24-Jul-12
24-Jul-12	120724_01	2 layers of silt curtain should be provided and the condition of silt curtain should be improved (TS1)	Better maintenance of silt curtain.	Completion as observed on 31-Jul-12
24-Jul-12	120724_02	The floating debris should be removed regularly (TS1)	Floating refuse were collected	Completion as observed on 31-Jul-12

8.0.3. Five site inspections for Contract no. HY/2009/18 was carried out during this reporting period.

Table 8.2 Summary of Environmental Inspections for Contract no. HY/2009/18

Item	Date	Observations	Action taken by Contractor	Outcome
120705_01	5-Jul-12	Proper labeling should be provided for chemical drums (Gate of Man Yiu Street)	Labeling has been provided for chemical drums.	Completion as observed on 12-Jul-12

8.0.4. Four site inspections for Contract no. HY/2009/19 was carried out during this reporting period. The results of these inspections and outcomes are summarized in ***Table 8.3***.

Table 8.3 Summary of Environmental Inspections for Contract no. HY/2009/19

Item	Date	Observations	Action taken by Contractor	Outcome
120704_01	4-Jul-12	Adequate drip tray should be provided for oil drums (Portion VII)	Oil drums were removed from site.	Completion as observed on 11-Jul-12
120704_02	4-Jul-12	Noise blankets on platforms should be better maintained to avoid unnecessary holes and gaps.	Noise blankets were replaced.	Completion as observed on 11-Jul-12

8.0.5. Four site inspections for Contract no. HK/2009/01 was carried out during this reporting period. The results of these inspections and outcomes are summarized in ***Table 8.4***.

Table 8.4 Summary of Environmental Inspections for Contract no. HK/2009/01

Item	Date	Observations	Action taken by Contractor	Outcome
120704_01	4-Jul-12	The oil stain was observed on ground which should be removed and disposed as chemical waste (Opposite to Grand Hyatt)	The oil stain was removed	Completion as observed on 11-Jul-12
120711_01	11-Jul-12	The spillage of fuel oil from breaker was observed which should be repaired and removed the oil stains on the pipe as chemical waste. (Opposite to Grand Hyatt)	The oil stain was removed	Completion as observed on 19-Jul-12
120719_01	19-Jul-12	The oil stain was observed on the ground which should be removed as chemical waste. (VIP area)	The oil stain was removed	Completion as observed on 25-Jul-12
120725_01	25-Jul-12	The condition of silt curtain should be improved (Water Channel)	The silt curtain condition was improved.	Completion as observed on 1-Aug-12

8.0.6. Five site inspections for Contract no. HK/2009/02 was carried out during this reporting period. The results of these inspections and outcomes are summarized in ***Table 8.5***.

Table 8.5 Summary of Environmental Inspections for Contract no. HK/2009/02

Item	Date	Observations	Action taken by Contractor	Outcome
120628_01	28-Jun-12	Drip tray and valid noise emission label should be provided for air compressor (Small ex-pet garden)	Air compressor was removed	Completion as observed on 5-Jul-12
120628_02	28-Jun-12	Better protection should be provided to prevent surface runoff out of the site boundary. (WSD pumping station)	Protection was provided.	Completion as observed on 5-Jul-12
120628_03	28-Jun-12	Oil stains was observed on the ground which should be removed and disposed as chemical waste (WSD pumping station)	Oil stain was removed.	Completion as observed on 5-Jul-12
120628_04	28-Jun-12	Top side and three sides enclosure should be provided for cement-mixing plant.	Top side and three sides enclosure were provided.	Completion as observed on 5-Jul-12
120705_01	5-Jul-12	Dark smoke emission from barge was observed that the filter should be cleaned and maintained properly (WCR1)	The barge was removed.	Completion as observed on 13-July-12
120705_02	5-Jul-12	Drip tray should be provided for air compressor (WCR1)	Drip tray was provided.	Completion as observed on 13-July-12
120705_03	5-Jul-12	Stockpile should be covered by tarpaulin sheet completely (Small ex-pet garden, WSD pumping station)	The tarpaulin sheet was provided.	Completion as observed on 13-July-12
120705_04	5-Jul-12	Cement bags should be covered by tarpaulin sheet (WCR1)	Cement bags were removed.	Completion as observed on 13-July-12
120620_01	20-Jun-12	The oil stain was observed on the floor which should be removed and disposed as chemical waste (WCR1)	Oil stain was removed.	Completion as observed on 28-June-12
120713_01	13-Jul-12	The oil stain was observed on the ground which should be removed and disposed as chemical waste (Ex-Helipad)	The oil stain was removed.	Completion as observed on 18-July-12
120713_02	13-Jul-12	The stockpile should be covered by tarpaulin sheet (Next to SPCA)	The stockpile was removed,	Completion as observed on 18-July-12
120718_01	18-Jul-12	Dark smoke emission from tug boat was observed that the silter should be cleaned and maintained properly (Ex-pet Garden)	The tug boat was removed.	Completion as observed on 26-July-12
120726_01	26-Jul-12	Direct discharge to the sea was was observed in WCR1 which should be treated before discharge.	No direct discharge to the sea was observed.	Completion as observed on 2-Aug-12
120726_02	26-Jul-12	The oil stain was observed in the ground which should be	The oil stain was removed.	Completion as observed on 2-

Item	Date	Observations	Action taken by Contractor	Outcome
		removed and disposed as chemical waste (WSD pumping station)		Aug-12
120726_03	26-Jul-12	Chemical containers should be provided by drip trays (WCR1)	Drip trays were provided.	Completion as observed on 2-Aug-12

8.0.7. Four site inspections for Contract no. HY/2009/17 were carried out during this reporting period. No observation was found in the reporting month.

8.0.8. Four site inspections for Contract no. HK/2010/06 was carried out during this reporting period. The results of these inspections and outcomes are summarized in ***Table 8.6***.

Table 8.6 Summary of Environmental Inspections for Contract no. HK/2010/06

Item	Date	Observations	Action taken by Contractor	Outcome
120703_01	3-Jul-12	Drip trays should be provided for oil drums (2w)	Oil drums were removed.	Completion as observed on 9-Jul-12
120703_02	3-Jul-12	Better protection should be provided to avoid surface runoff (2w)	Protection was provided.	Completion as observed on 9-Jul-12
120719_01	19-Jul-12	The oil stain was observed on the ground which should be removed and disposed as chemical waste (2w)	Oil stain was removed as chemical waste.	Completion as observed on 25-Jul-12
120719_02	19-Jul-12	Chemical containers should be provided with drip tray(2w)	Chemical containers were removed.	Completion as observed on 25-Jul-12
120725_04	25-Jul-12	The oil stain was observed on the ground which should be removed and disposed as chemical waste (2w)	The oil stain was removed as chemical waste.	Completion as observed on 30-Jul-12

9 COMPLAINTS, NOTIFICATION OF SUMMONS AND PROSECUTION

9.0.1. No environmental complaint was received in the reporting period.

9.0.2. The details of cumulative complaint log and updated summary of complaints are presented in ***Appendix 9.1***

9.0.3. Cumulative statistic on complaints and successful prosecutions are summarized in ***Table 9.1*** and ***Table 9.2*** respectively.

Table 9.1 Cumulative Statistics on Complaints

Reporting Period	No. of Complaints
Jul 12	0
Sep 10 to Jun 12	20
Total	20

Table 9.2 Cumulative Statistics on Successful Prosecutions

Environmental Parameters	Cumulative No. Brought Forward	No. of Successful Prosecutions this month (Offence Date)	Cumulative No. Project-to-Date
Air	-	0	0
Noise	-	0	0
Water	-	0	0
Waste	-	0	0
Total	**-**	**0**	**0**

10 CONCLUSION

10.0.1. The EM&A programme was carried out in accordance with the EM&A Manual requirements, minor alterations to the programme proposed were made in response to changing circumstances.

10.0.2. The scheduled construction activities and the recommended mitigation measures for the coming month are listed in ***Table 10.1***. The construction programmes of individual contracts are provided in ***Appendix 10.1***.

Table 10.1 Summary of Key Construction Activities of Individual Contract(s) to be commenced in Coming Reporting Month

Contract No.	Key Construction Works	Recommended Mitigation Measures
HY/2009/15	• Diaphragm wall construction works at TS4 • Rock breaking works at TPCWAE • Removal of temporary reclamation at TS1 • Mined tunnel preparation works at TPCWAE and Hung Hing Road	• Watering any dust generating activities • Checking all drip trays frequently and clear any stagnant water and mud inside it. • Noise control measures shall be provided during restricted hours.
HY/2009/17	• ELS works for basement construction for pile cap construction.	• Noise barrier shall be implemented; and • Watering any dust generating activities

HY/2009/18	• Excavation of trial pit • Transplanting of trees • Hoarding erection and modification • Installation of couplers, UU detection, trial trench, pre-drilling • Site investigation and pre-drill works • Excavation • Diaphragm wall construction • Sheet Piling • Drainage works • Tunnel works • Top down slab construction • Trough structure construction and associated drilling and grouting • Road works • OHVD installation • Pipe-piling works • Cooling main bridge construction • Bridge A construction • Site access set up at Portion 6 • Pre-bored H-pile • TTA near Gate 3 • Pumping test	• Noise barrier shall be implemented; and • Noise level shall be controlled by reducing piling rate and no. of plants working in parallel. • Dust control during dust generating works • Provide protection works to ensure no runoff out of site area or direct discharge into public drainage system.

HY2009/19	• Road works at Watson Road • Bored piling (Land) • Ground contamination assessment • Pre-drilling works for bored pile and Diaphragm wall • D-wall Construction (North & South Section) • Guide wall construction for D-wall / Barette at North side • Construct ion of socket-H pile • Construction of pre-bored H-pile works for Culvert U • Construction of 1500ϕ drainage pipe • Construction of Pile cap & column (Land)	• Noise level shall be controlled by reducing the pilling operation rate. • Noise barrier shall be implemented. • Dust control during dust generating works • Provide protection works and adequate drainage system to ensure no direct discharge into public drainage system or the sea.
HK2009/01	• Diaphragm wall construction for CWB tunneling works at Stage 2 • Backfilling works at CWB top slab • Construction of exhaust duct structure (Bay 1 and Bay 2) • Excavation for construction of SCL top slab • Construction of SCL top slab (Bay 1 and Bay 2) • Remedial works for SCL Diaphragm Wall • Installation of dewatering system and equipment at SCL	• Noise level shall be controlled by reducing no. of plants working in parallel. • Well maintained enclosures for grouting and bentonite mixing plants. • Provide protection works and adequate drainage system to ensure no direct discharge into public drainage system or the sea. • Dust control during dust generating works
HK/2009/02	• Deep excavation and strut installation works below -9.8mPD for western tunnel portion and below -12.0mPD for eastern tunnel portion • Diaphragm wall excavation at tunnel portion 3 & 4	• Well maintain the enclosures for grouting and bentonite mixing plants. • Dust control during dust generating works • Provide protection works to ensure no runoff out of site area or direct discharge into public drainage system.

HK/2010/06	• Construction of Pre-cast Unit in China	• Air pollution control during transportation

10.0.3. The construction works of Contract no. 04/HY/2006 – Reconstruction of Bus Terminus near Man Yiu Street and Man Kwong Street under FEP-04/364/2009/A was completed, and the FEP was surrendered by the Contractor on 11 February 2011.

Figure 2.1

Project Layout

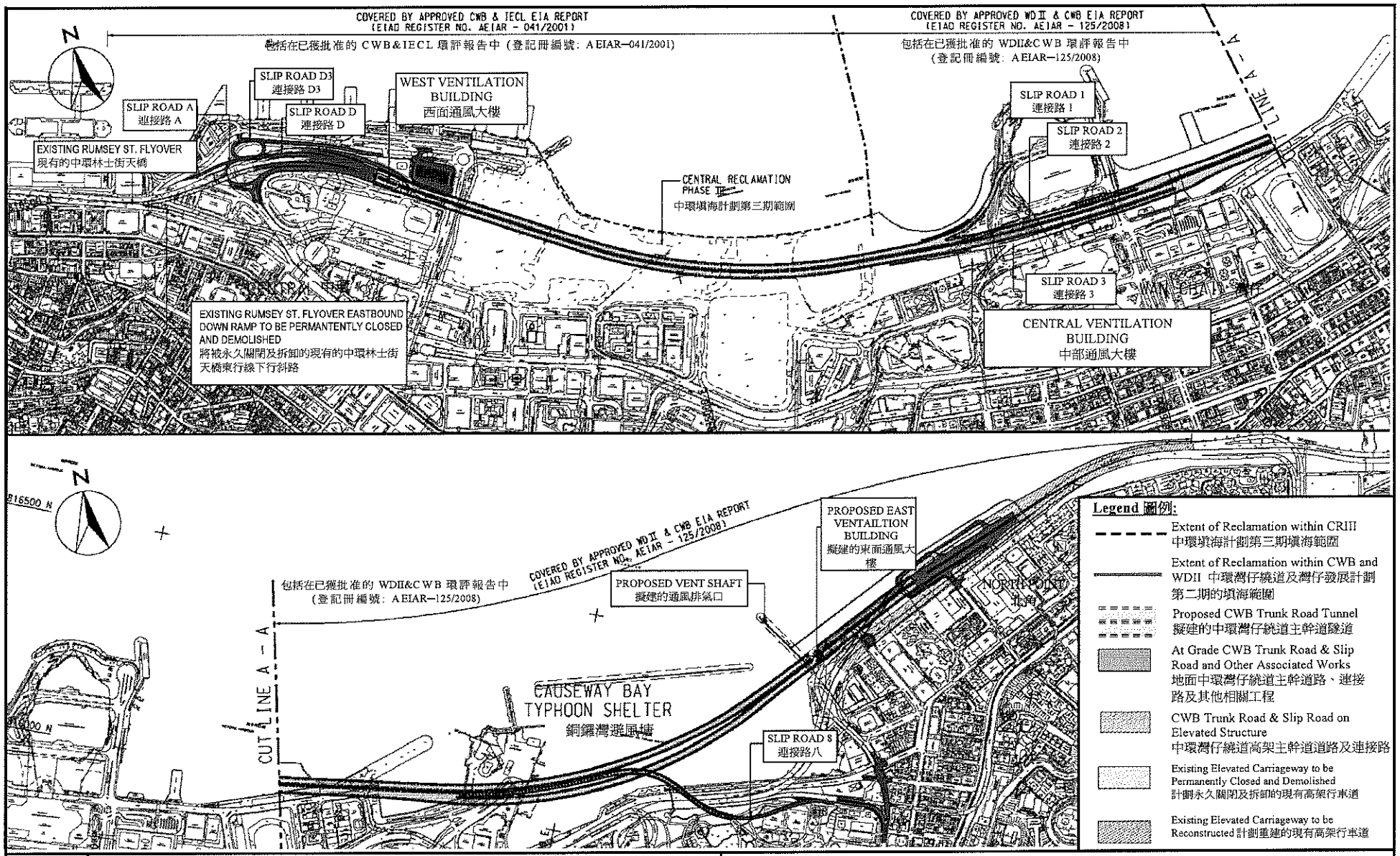

Project Title: Central-Wanchai Bypass (CWB) Including Its Road Tunnel and Slip Roads
工程項目名稱: 中環灣仔繞道包括其行車隧道及連接路

Environmental Permit No. : EP-364/2009/A
環境許可證編號 : EP-364/2009/A

Figure 1: Location of the Project
圖 1: 工程項目位置

(This figure was prepared based on Figure 1.1 of the Application for Environmental Permit (Application No.: AEP-364/2009))
(本圖是根據環境許可證的申請(申請書編號 AEP-364/2009 圖 1.1 編製)

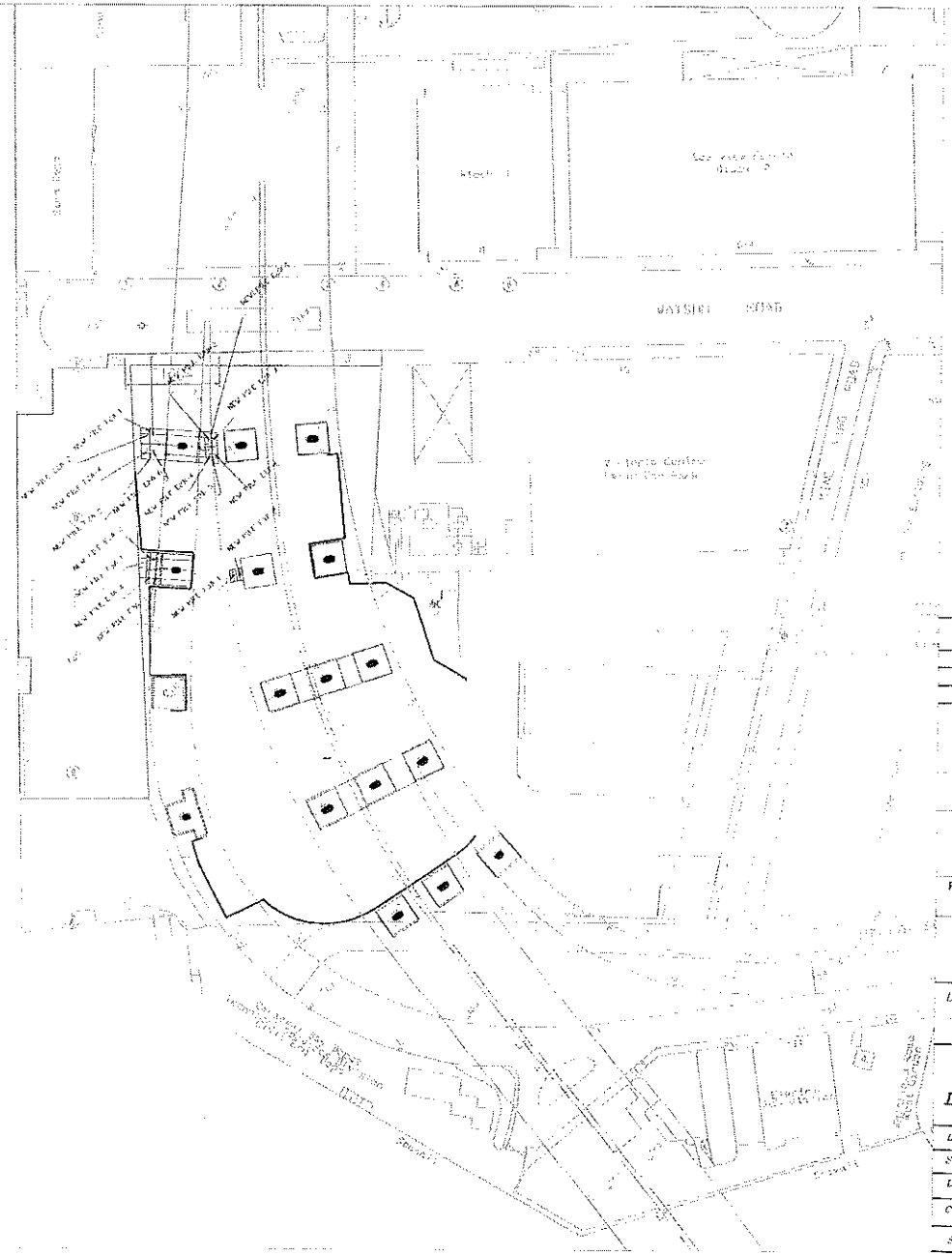

REV.	DATE	DESCRIPTION	CHK.BY	AUTH.BY

Highways Department 路政署
Major Works Project Management Office

CENTRAL - WAN CHAI BYPASS AND IEC LIN

PWP ITEM NO. 579 TH
工務計劃項目編號

Project:
CENTRAL – WAN CHAI BYPASS –FEHD WATERFIELD DEPOT RE-PROVISIONING WORKS

AECOM

Drawing Title

Contractor

LAM WOO & COMPANY LIMITED

DRAWING NO.

SURVEY DATE

DRAWN BY

CHECKED BY

SCALE | *SHEET* 1

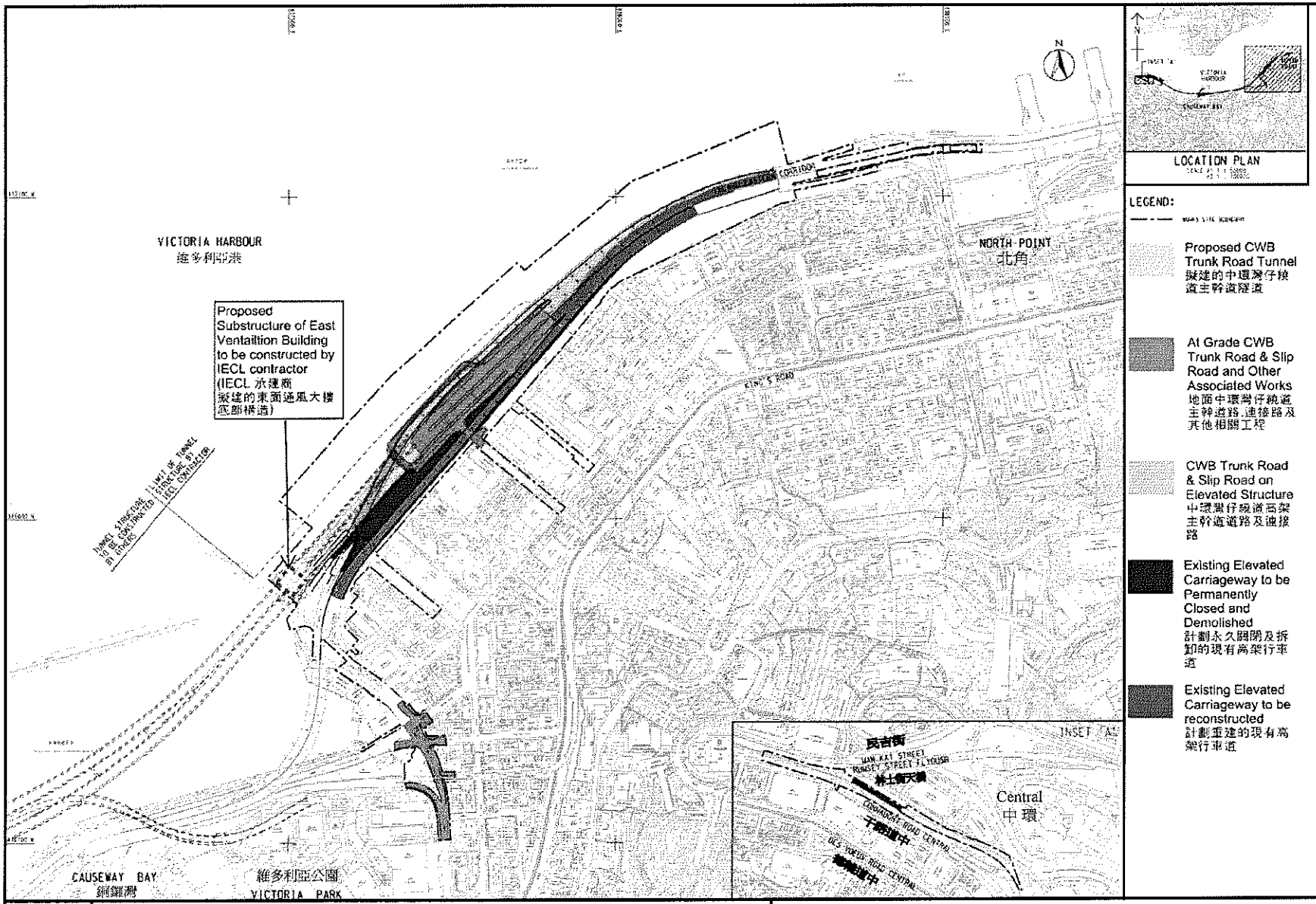

Project Title: Central-Wanchai Bypass (CWB) – Tunnel (North Point Section) and Island Eastern Corridor Link
工程項目名稱：中環灣仔繞道—北角段隧道及東區走廊連接路
Environmental Permit No. : FEP-07-364/2009/A
環境許可證編號 : FEP-07-364/2009/A

Figure 1b: General Layout Plan
圖 1b: 工程項目佈局圖

(This figure was prepared based on Sketch No.60095653/IEC/DF0006 of Application for Further Environmental Permit (Application No.: FEP-120/2011))
(本圖是根據申請新的環境許可證 (申請書編號 FEP-120/2011) 圖 60095653/IEC/DF0006 編製)

Figure 2.2

Project Organization Chart

Project Organization Chart

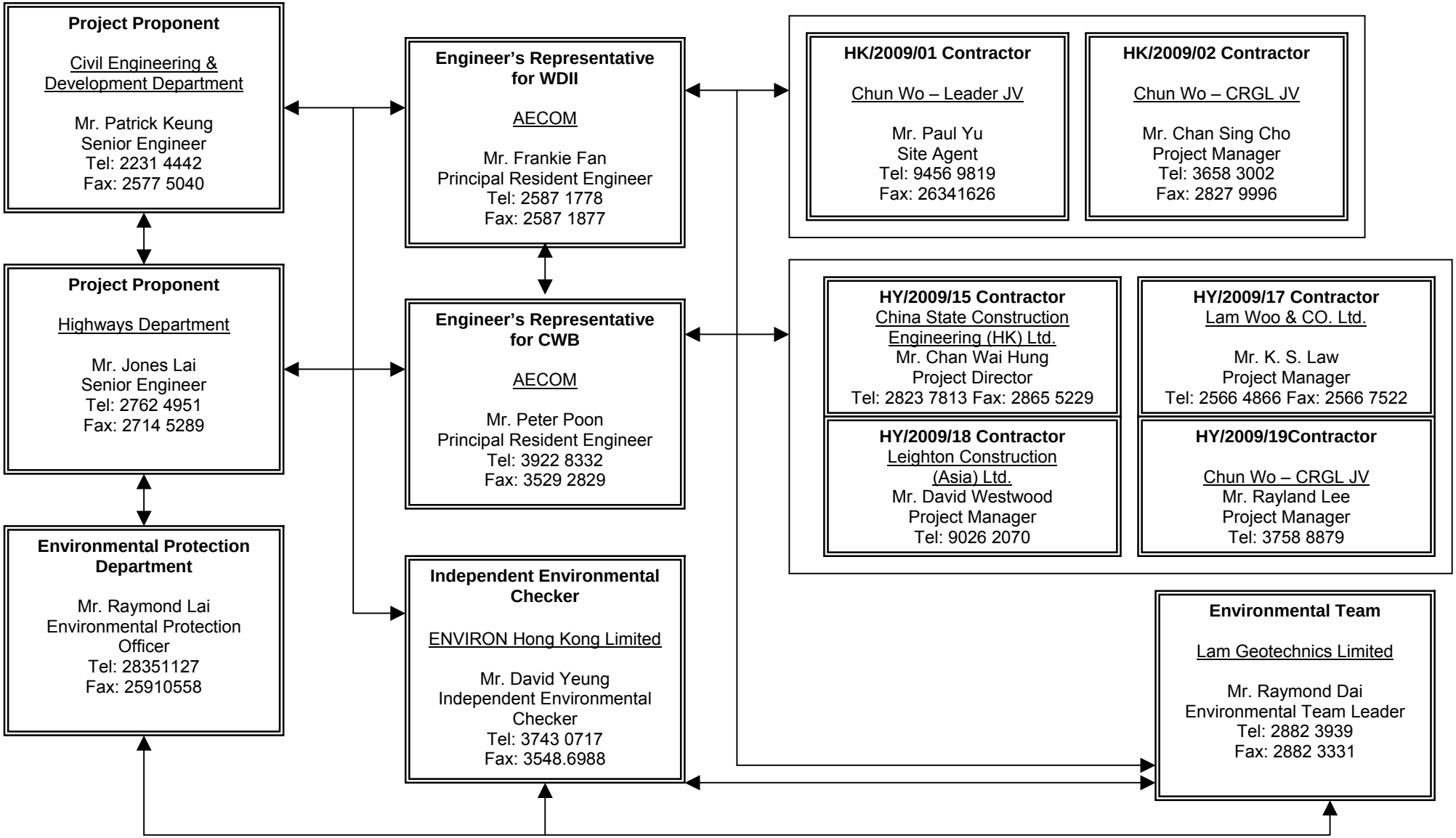

Figure 4.1

Locations of Monitoring Stations

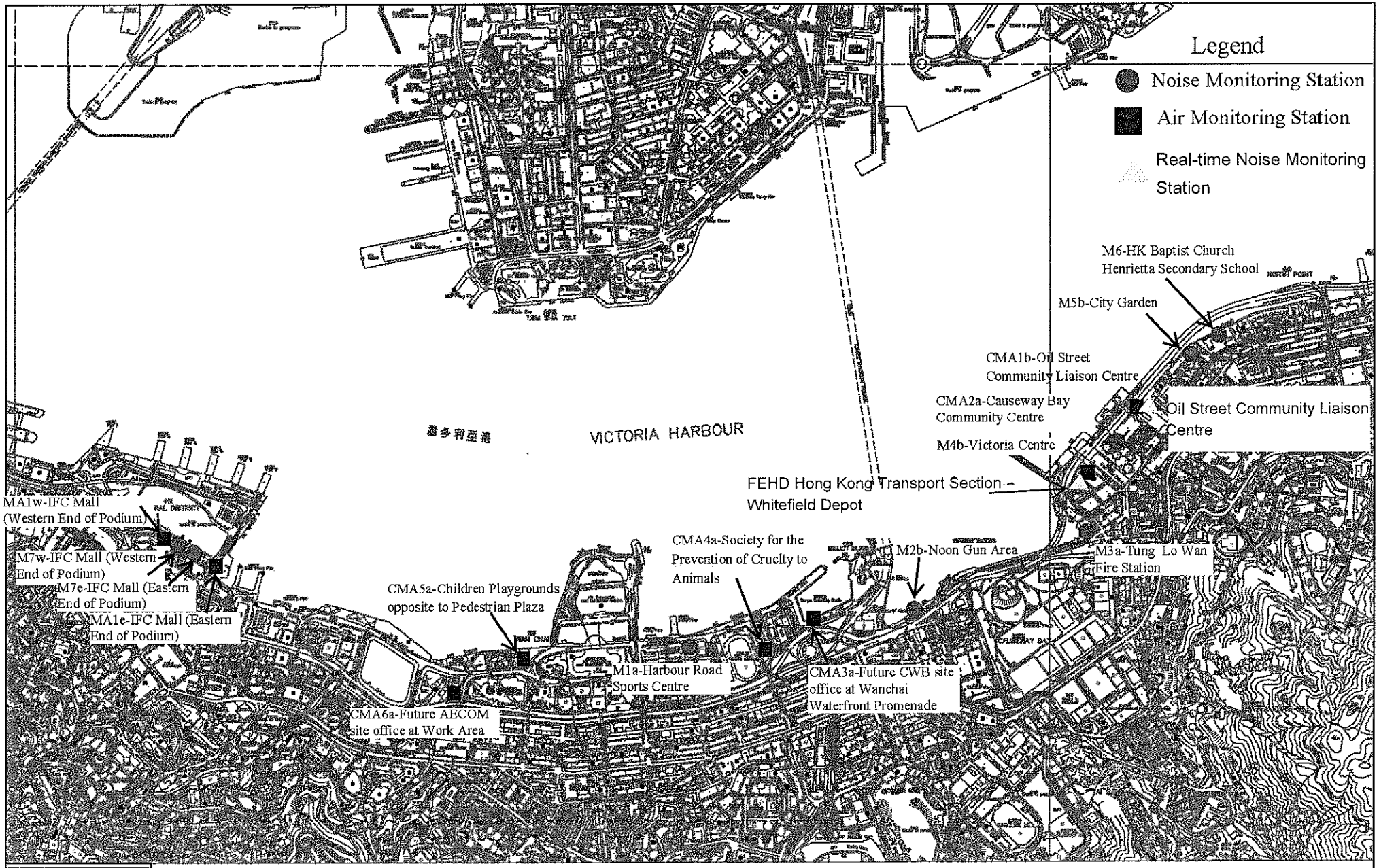

Location plan of Environmental Monitoring Stations

Appendix 3.1

Environmental Mitigation Implementation Schedule

IMPLEMENTATION SCHEDULE OF THE PROPOSED MITIGATION MEASURES

Table A.1 Implementation Schedule for Air Quality Control

WDII & CWB EIA Report Ref	Environmental Protection Measures / Mitigation Measures	Location / Timing	Implementation Agent	Implementation Stages*				Relevant Legislation and Guidelines
				Des	C	O	Dec	
Construction Phase								
S3.6.5	Four times a day watering of the work site with active operations.	Work site / during construction	Contractor		√			EIAO-TM
S3.8.1	Implementation of dust suppression measures stipulated in Air Pollution Control (Construction Dust) Regulation. The following mitigation measures, good site practices and a comprehensive dust monitoring and audit programme are recommended to minimise cumulative dust impacts. • Strictly limit the truck speed on site to below 10 km per hour and water spraying to keep the haul roads in wet condition; • Watering during excavation and material handling; • Provision of vehicle wheel and body washing facilities at the exit points of the site, combined with cleaning of public roads where necessary; and • Tarpaulin covering of all dusty vehicle loads transported to, from and between site locations.	Work site / during construction	Contractor		√			
Operational Phase								
S3.6.53 – S3.6.54	The design parameters of the East and Central Ventilation Buildings as set in Tables 3.10 and 3.11 of Volume 1 of the WDII & CWB EIA Report.	East and Central Ventilation Buildings / During operation of the Trunk Road	HyD			√		
S3.10.2	Air quality monitoring for the operation performance of the East Ventilation Building and associated East Vent Shaft will be conducted.	East Vent Shaft / During operation of the East Ventilation Building and associated East Vent Shaft	HyD			√		EIAO-TM

* Des - Design, C - Construction, O – Operation, and Dec - Decommissioning

Table A.2 Implementation Schedule for Noise Control

WDII & CWB EIA Report Ref	Environmental Protection Measures / Mitigation Measures	Location / Timing	Implementation Agent	Implementation Stages*				Relevant Legislation and Guidelines
				Des	C	O	Dec	
Construction Phase								
S4.9.3	Good Site Practice: • Only well-maintained plant shall be operated on-site and plant shall be serviced regularly during the construction program. • Silencers or mufflers on construction equipment shall be utilized and shall be properly maintained during the construction program. • Mobile plant, if any, shall be sited as far away from NSRs as possible. • Machines and plant (such as trucks) that may be in intermittent use shall be shut down between works periods or shall be throttled down to a minimum. • Plant known to emit noise strongly in one direction shall, wherever possible, be orientated so that the noise is directed away from the nearby NSRs. • Material stockpiles and other structures shall be effectively utilized, wherever practicable, in screening noise from on-site construction activities.	Work Sites / During Construction	Contractor		√			EIAO-TM, NCO
S4.8.1 – S4.8.11	Use of quiet powered mechanical equipment, movable noise barrier and temporary noise barrier for the following tasks: • Slip road 8 tunnel • Construction of diaphragm wall and substructures of the tunnel approach ramp • Excavation • Construction of slabs • Backfill	Work Sites / During Construction	Contractor		√			EIAO-TM, NCO

WDII & CWB EIA Report Ref	Environmental Protection Measures / Mitigation Measures	Location / Timing	Implementation Agent	Implementation Stages*				Relevant Legislation and Guidelines
				Des	C	O	Dec	
	• Demolition and construction of substructures for the IEC • Demolition works of existing piers and crossheads of the marine section of the existing IEC Use of PME grouping for the following tasks: • At-grade road construction • Substructure for IECL connection							
Operation Phase								
S4.8.12 – S4.8.23	For Existing NSRs • about 235m length of noise semi-enclosure with transparent panel covering the westbound slip road from the IEC • about 230m length of noise semi-enclosure with transparent panel covering the main carriageways (eastbound and westbound) of the CWB and IEC • about 135m length of 5.5m high cantilevered noise barrier with 4.5m cantilever inclined at 45° with transparent panel on the eastbound slip road to the IEC (amended under EP-364/2009/A) • about 95m length of 5.5m high cantilevered noise barrier with 1m cantilever inclined at 45° with transparent panel on the eastbound slip road to the IEC • about 350m length of 3.5m high vertical noise barrier with transparent panel on the eastbound slip road to the IEC • low noise road surfacing for the trunk road (except tunnel section and beneath the landscaped deck at the eastern portal area)) with speed limit of 70 km/hour	Near North Point / Before commencement of operation of road project	HyD	√	√	√		EIAO-TM

WDII & CWB EIA Report Ref	Environmental Protection Measures / Mitigation Measures	Location / Timing	Implementation Agent	Implementation Stages*				Relevant Legislation and Guidelines
				Des	C	O	Dec	
	For Future/Planned NSRs • about 265m length of noise semi-enclosure with transparent panel covering the westbound slip road from the IEC	In between the Electric Centre (next to City Garden) and CDA(1) site / Before occupation of Planned NSRs in CDA and CDA(1) sites.	HyD	√	√ #			
	• The openable windows of the temple, if any, should be orientated so as to avoid direct line of sight to the existing Victoria Park Road as far as practicable.	Near Causeway Bay Fire Station / During detailed design of the re-provisioned Tin Hau Temple	Project Proponent for the re-provisioned Tin Hau Temple	√				

* Des - Design, C - Construction, O – Operation, and Dec - Decommissioning
\# Only the steel frame for this section of noise semi-enclosure would be erected in advance during the construction of the westbound slip road.

Table A.4 Implementation Schedule for Waste Management

WDII & CWB EIA Report Ref	Environmental Protection Measures / Mitigation Measures	Location / Timing	Implementation Agent	Implementation Stages*				Relevant Legislation and Guidelines
				Des	C	O	Dec	
Construction Phase								
S6.5.14	***Floating Refuse*** During the construction phase, the project proponent's contractor will be responsible for the collection of any refuse within their works area. Floating booms will be provided on the water surface to confine the refuse from the working barges as well as to avoid the accumulation of pollutants within temporary embayment as mentioned in Table D9.3.	Work site / During the construction period	Contractor		√			
S6.6.1	*Good Site Practices* Recommendations for good site practices during the construction activities include: • nomination of an approved person, such as a site manager, to be responsible for good site practices, arrangements for collection and effective disposal to an appropriate facility, of all wastes generated at the site; • training of site personnel in proper waste management and chemical waste handling procedures; • provision of sufficient waste disposal points and regular collection for disposal; • appropriate measures to minimise windblown litter and dust during transportation of waste by either covering trucks or by transporting wastes in enclosed containers; • regular cleaning and maintenance programme for drainage systems, sumps and oil interceptors; and • a recording system for the amount of wastes generated, recycled and disposed of (including the disposal sites).	Work site / During the construction period	Contractor		√			Waste Disposal Ordinance (Cap.354)

WDII & CWB EIA Report Ref	Environmental Protection Measures / Mitigation Measures	Location / Timing	Implementation Agent	Implementation Stages*				Relevant Legislation and Guidelines
				Des	C	O	Dec	
S6.6.2	*Waste Reduction Measures* Waste reduction is best achieved at the planning and design stage, as well as by ensuring the implementation of good site practices. Recommendations to achieve waste reduction include: • segregation and storage of different types of waste in different containers, skips or stockpiles to enhance reuse or recycling of materials and their proper disposal; • to encourage collection of aluminium cans, PET bottles and paper, separate labelled bins shall be provided to segregate these wastes from other general refuse generated by the work force; • any unused chemicals or those with remaining functional capacity shall be recycled; • use of reusable non-timber formwork, such as in casting the tunnel box sections, to reduce the amount of C&D material. • prior to disposal of C&D waste, it is recommended that wood, steel and other metals shall be separated for re-use and / or recycling to minimise the quantity of waste to be disposed of to landfill; • proper storage and site practices to minimise the potential for damage or contamination of construction materials; and • plan and stock construction materials carefully to minimise amount of waste generated and avoid unnecessary generation of waste.	Work site / During planning and design stage, and construction stage	Contractor	√	√			

WDII & CWB EIA Report Ref	Environmental Protection Measures / Mitigation Measures	Location / Timing	Implementation Agent	Implementation Stages*				Relevant Legislation and Guidelines
				Des	C	O	Dec	
S6.6.4	*General Refuse* General refuse shall be stored in enclosed bins or compaction units separate from C&D material. A licensed waste collector shall be employed by the contractor to remove general refuse from the site, separately from C&D material. A collection area shall be provided where wastes can be stored and loaded prior to removal from site. An enclosed and covered area is recommended to reduce the occurrence of 'wind blow' light material.	Work site / During the construction period	Contractor		√			Public Health and Municipal Services Ordinance (Cap. 132)
S6.6.5	*Chemical Wastes* After use, chemical wastes (for example, cleaning fluids, solvents, lubrication oil and fuel) shall be handled according to the Code of Practice on the Packaging, Labelling and Storage of Chemical Wastes. Spent chemicals shall be collected by a licensed collector for disposal at the CWTF or other licensed facility in accordance with the Waste Disposal (Chemical Waste) (General) Regulation.	Work site / During the construction period	Contractor		√			Waste Disposal (Chemical Waste) (General) Regulation Code of Practice on the Packaging, Labelling and Storage of Chemical Wastes
S6.6.6	*Construction and Demolition Material* C&D material shall be sorted on-site into inert C&D material (that is, public fill) and C&D waste. All the suitable inert C&D material shall be broken down to 250 mm in size for reuse as public fill in the WDII reclamation. C&D waste, such as wood, glass, plastic, steel and other metals shall be reused or recycled and, as a last resort, disposed of to landfill. A suitable area shall be designated to facilitate the sorting process and a temporary stockpiling area will be required for the separated materials.	Work site / During the construction period	Contractor		√			ETWB TCW No. 33/2002, 31/2004, 19/2005

WDII & CWB EIA Report Ref	Environmental Protection Measures / Mitigation Measures	Location / Timing	Implementation Agent	Implementation Stages*				Relevant Legislation and Guidelines
				Des	C	O	Dec	
S6.6.7	In order to monitor the disposal of public fill and C&D waste at public fill reception facilities and landfills, respectively, and to control fly tipping, a trip-ticket system shall be included as one of the contractual requirements and implemented by the Environmental Team undertaking the environmental monitoring and audit work. An Independent Environment Checker shall be responsible for auditing the results of the system.	Work site / During the construction period	Contractor and Independent Environmental Checker		√			ETWB TCW No. 31/2004
S6.6.8	*Bentonite Slurry* The disposal of residual used bentonite slurry shall follow the good practice guidelines stated in ProPECC PN 1/94 "Construction Site Drainage" and listed as follows: • If the disposal of a certain residual quantity cannot be avoided, the used slurry may be disposed of at the marine spoil grounds subject to obtaining a marine dumping licence from EPD on a case-by-case basis. • If the used bentonite slurry is intended to be disposed of through the public drainage system, it shall be treated to the respective effluent standards applicable to foul sewers, storm drains or the receiving waters as set out in the Technical Memorandum of Standards for Effluents Discharged into Drainage and Sewerage Systems, Inland and Coastal Waters. • If the used bentonite slurry is intended to be disposed to public fill reception facilities, it will be mixed with dry soil on site before disposal.	Work site / During the construction period	Contractor		√			ProPECC PN 1/94

* Des - Design, C - Construction, O – Operation, and Dec - Decommissioning

Table A.5 Implementation Schedule for Land Contamination

WDII & CWB EIA Report Ref	Environmental Protection Measures / Mitigation Measures	Location / Timing	Implementation Agent	Implementation Stages*				Relevant Legislation and Guidelines
				Des	C	O	Dec	
Construction and Operation Phase								
S.7.1.1	As no potential contaminative land uses were identified within the Study Area, adverse land contamination impacts associated with the construction and operation of the Project is not expected. As such, environmental protection and mitigation measures are considered not necessary and will not be covered in this EM&A Manual.	-	-					-

* Des - Design, C - Construction, O – Operation, and Dec - Decommissioning

Table A.7 Implementation Schedule for Landscape and Visual

WDII & CWB EIA Report Ref	Environmental Protection Measures / Mitigation Measures		Location / Timing	Implementation Agent	Implementation Stages*				Relevant Legislation and Guidelines
					Des	C	O	Dec	
Construction Phase									
Table 10.5	CM1	Topsoil, where identified, shall be stripped and stored for re-use in the construction of the soft landscape works, where practical.	Work site / During Construction Phase	Contractor	√	√			EIAO TM
Table 10.5	CM2	Existing trees to be retained on site shall be carefully protected during construction.	Work site / During Construction Phase	Contractor	√	√			EIAO TM
Table 10.5	CM3	Trees unavoidably affected by the works shall be transplanted where practical.	Work site / During Construction Phase	Contractor	√	√			EIAO TM
Table 10.5	CM4	Compensatory tree planting shall be provided to compensate for felled trees.	Work site / During Construction Phase	Contractor	√	√			EIAO TM
Table 10.5	CM5	Control of night-time lighting.	Work site / During Construction Phase	Contractor		√			EIAO TM
Table 10.5	CM6	Erection of decorative screen hoarding compatible with the surrounding setting.	Work site / During Construction Phase	Contractor		√			EIAO TM
Operation Phase									
Table 10.6, Figure 10.5.1-10.5.5	OM1	Aesthetic design of buildings and road-related structures, including viaducts, vent buildings, subways, footbridges and noise barriers and enclosure.	Work site / During Design Stage and Operation Phases	HyD	√	√	√		ETWB TCW 2/2004
Table 10.6, Figure 10.5.1-10.5.5	OM3	Buffer Tree and Shrub Planting to screen proposed roads and associated structures.	Work site / During Design Stage and Operation Phases	HyD	√	√	√		ETWB TCW 2/2004
Table 10.6, Figure 10.5.1-10.5.5	OM5	Aesthetic streetscape design.	Work site / During Design Stage and Operation Phases	HyD	√	√	√		ETWB TCW 2/2004
Table 10.6, Figure 10.5.1-10.5.5	OM6	Aesthetic design of roadside amenity areas.	Work site / During Design Stage and Operation Phases	HyD	√	√	√		ETWB TCW 2/2004

*Des - Design, C - Construction, O – Operation, and Dec - Decommissioning

Appendix 4.1

Action and Limit Level

Action and Limit Level

Action and Limit Level for Noise Monitoring

Time Period	Action Level	Limit Level
07:00 – 19:00 hours on normal weekdays	When one documented complaint is received.	75 dB(A)/ 70 dB(A)/ 65 db(A)[Note 1]

Note 1:

- *70dB(A) and 65 dB(A) for schools during normal teaching periods and school examination periods, respectively.*
- *If works are to be carried out during the restricted hours, the conditions stipulated in the Construction Noise Permit (CNP) issued by the Noise Control Authority have to be followed.*

Action and Limit Level for Air Monitoring

Monitoring Location	1-hour TSP Level in $\mu g/m^3$		24-hour TSP Level in $\mu g/m^3$	
	Action Level	Limit Level	Action Level	Limit Level
CMA1b	320.1	500	176.7	260
CMA2a	323.4	500	169.5	260
CMA3a	311.3	500	171.0	260
CMA4a	312.5	500	171.2	260
CMA5a	332.0	500	181.0	260
MA1e	325.1	500	173.4	260
MA1w	325.1	500	173.4	260

Appendix 4.2

Copies of Calibration Certificates

TISCH ENVIROMENTAL, INC.
145 SOUTH MIAMI AVE.
VILLAGE OF CLEVES, OH 45002
513.467.9000
877.263.7610 TOLL FREE
513.467.9009 FAX
WWW.TISCH-ENV.COM

AIR POLLUTION MONITORING EQUIPMENT

ORIFICE TRANSFER STANDARD CERTIFICATION WORKSHEET TE-5025A

Date - Jul 11, 2011 Rootsmeter S/N 0438320 Ta (K) - 298
Operator Tisch Orifice I.D. - 0005 Pa (mm) - 749.3

PLATE OR Run #	VOLUME START (m3)	VOLUME STOP (m3)	DIFF VOLUME (m3)	DIFF TIME (min)	METER DIFF Hg (mm)	ORFICE DIFF H2O (in.)
1	NA	NA	1.00	1.3710	3.2	2.00
2	NA	NA	1.00	0.9730	6.4	4.00
3	NA	NA	1.00	0.8690	7.9	5.00
4	NA	NA	1.00	0.8300	8.8	5.50
5	NA	NA	1.00	0.6860	12.8	8.00

DATA TABULATION

Vstd	(x axis) Qstd	(y axis)		Va	(x axis) Qa	(y axis)
0.9817	0.7160	1.4042		0.9957	0.7263	0.8919
0.9775	1.0046	1.9859		0.9915	1.0190	1.2613
0.9754	1.1225	2.2203		0.9894	1.1385	1.4101
0.9743	1.1739	2.3286		0.9882	1.1907	1.4790
0.9690	1.4126	2.8084		0.9829	1.4328	1.7837

Qstd slope (m) = 2.01593
intercept (b) = -0.03978
coefficient (r) = 0.99999

Qa slope (m) = 1.26234
intercept (b) = -0.02526
coefficient (r) = 0.99999

y axis = SQRT[H2O(Pa/760)(298/Ta)] y axis = SQRT[H2O(Ta/Pa)]

CALCULATIONS

Vstd = Diff. Vol[(Pa-Diff. Hg)/760](298/Ta)
Qstd = Vstd/Time

Va = Diff Vol [(Pa-Diff Hg)/Pa]
Qa = Va/Time

For subsequent flow rate calculations:

Qstd = 1/m{[SQRT(H2O(Pa/760)(298/Ta))]- b}
Qa = 1/m{[SQRT H2O(Ta/Pa)]- b}

Hong Kong Calibration Ltd.
香港校正有限公司

Calibration Certificate

Certificate No. **23551**

Customer : Lam Geotechnics Limited

Address : 11/F, Centre Point, 181-185 Gloucester Road, Wanchai, Hong Kong.

Order No. : Q21462 **Date of receipt :** 11-Jun-12

Item Tested

Description : Digital Sound Level Meter

Manufacturer : B&K

Model : Type 2236 **Serial No.** : 2100736

Test Conditions

Date of Test : 12-Jun-12 **Supply Voltage** : --

Ambient Temperature : (23 ± 3)°C **Relative Humidity :** (50 ± 25) %

Test Specifications

Calibration check.

Ref. Document/Procedure : Z01.

Test Results

All results were within the IEC 651 Type 1, IEC 804 Type 1 & IEC 1260 Class 1 specification.

The results are shown in the attached page(s).

Main Test equipment used:

Equipment No.	Description	Cert. No.	Traceable to
S017	Multi-Function Generator	C101623	SCL-HKSAR
S024	Sound Level Calibrator	15136	NIM-PRC & SCL-HKSAR

The values given in this Calibration Certificate only relate to the values measured at the time of the test and any uncertainties quoted will not include allowance for the equipment long term drift, variations with environmental changes, vibration and shock during transportation, overloading, mis-handling, or the capability of any other laboratory to repeat the measurement. Hong Kong Calibration Ltd. shall not be liable for any loss or damage resulting from the use of the equipment.

The test equipment used for calibration are traceable to International System of Units (SI).
The test results apply to the above Unit-Under-Test only

Calibrated by : P. F. Wong

Approved by : Dorothy Cheuk

Date: 12-Jun-12

This Certificate is issued by:
Hong Kong Calibration Ltd.
Unit 8B, 24/F., Well Fung Industrial Centre, No. 58-76, Ta Chuen Ping Street,Kwai Chung, NT,Hong Kong.
Tel: 2425 8801 Fax: 2425 8646

The copyright of this certificate is owned by Hong Kong Calibration Ltd.. It may not be reproduced except in full.

E

Calibration Certificate

Certificate No. 23551

Results :

1. SPL Accuracy

UUT Setting				Applied Value (dB)	UUT Reading (dB)
Range	Parameter	Frequency Wt.	Freq. Response		
20 - 100	SPL	dBA	F	94.0	93.8
			S		93.8
		dBC	F		93.9
		dBL	F		93.9
		1 kHz	F		93.9
40 - 120	SPL	dBA	F	94.0	93.9
		1 kHz	F		94.0
	SPL	dBA	F	114.0	114.0
			S		114.0
		dBC	F		114.0
		dBL	F		114.1
		1 kHz	F		114.0

IEC 651 Type 1 Spec. : ± 0.7 dB
Uncertainty : ± 0.1 dB

2. Level Stability : 0.0 dB

IEC 651 Type 1 Spec. : ± 0.3 dB
Uncertainty : ± 0.01 dB

3. Linearity

3.1 Level Linearity

UUT Range (dB)	Applied Value (dB)	UUT Reading (dB)	Variation (dB)	IEC 651 Type 1 Spec. (Primary Indicator Range)
140	114.0	113.8	-0.1	± 0.7 dB
130	104.0	103.9	0.0	
120	94.0	93.9 (Ref.)	--	
110	84.0	83.9	0.0	
100	74.0	73.9	0.0	
90	64.0	63.9	0.0	
90	54.0	53.9	0.0	

Uncertainty : ± 0.1 dB

The copyright of this certificate is owned by Hong Kong Calibration Ltd., It may not be reproduced except in full.

Calibration Certificate

3.2 Differential level linearity

UUT Range (dB)	Applied Value (dB)	UUT Reading (dB)	Variation (dB)	IEC 651 Type 1 Spec.
120	84.0	83.9	0.0	± 0.4 dB
	94.0	93.9 (Ref.)	- -	
	95.0	94.8	-0.1	± 0.2 dB

Uncertainty : ± 0.1 dB

4. Frequency Weighting

A weighting

Frequency	Attenuation (dB)	IEC 651 Type 1 Spec.
31.5 Hz	-39.4	- 39.4 dB, ± 1.5 dB
63 Hz	-26.1	- 26.2 dB, ± 1.5 dB
125 Hz	-16.1	- 16.1 dB, ± 1 dB
250 Hz	-8.6	- 8.6 dB, ± 1 dB
500 Hz	-3.2	- 3.2 dB, ± 1 dB
1 kHz	0.0 (Ref)	0 dB, ± 1 dB
2 kHz	+1.3	+ 1.2 dB, ± 1 dB
4 kHz	+1.0	+ 1.0 dB, ± 1 dB
8 kHz	-1.1	- 1.1 dB, + 1.5 dB ~ -3 dB
16 kHz	-6.7	- 6.6 dB, + 3 dB ~ - ∞

Uncertainty : ± 0.1 dB

5. Time Averaging

Applied Burst duty Factor	Applied Leq Value (dB)	UUT Reading (dB)	IEC 804 Type 1 Spec.
continuous	40.0	40.0	--
1/10	40.0	39.9	± 0.5 dB
$1/10^2$	40.0	39.8	
$1/10^3$	40.0	39.7	± 1.0 dB
$1/10^4$	40.0	39.5	

Uncertainty : ± 0.1 dB

The copyright of this certificate is owned by Hong Kong Calibration Ltd., It may not be reproduced except in full.

Calibration Certificate

Certificate No. 23551

6. Filter Response

Filter Setting	Attenuation (dB)	IEC 1260 Class 1 Spec.
125 Hz	-63.5	< - 61
250 Hz	-44.7	< - 42
500 Hz	-20.8	< - 17.5
707 Hz	-3.5	- 2 ~ - 5
1 kHz (Ref.)	0.0 (Ref.)	--
1.414 kHz	-3.9	- 2 ~ - 5
2 kHz	-21.2	< - 17.5
4 kHz	-44.9	< - 42
8 kHz	-63.7	< - 61

Uncertainty : ± 0.2 dB

Remark : 1. UUT : Unit-Under-Test
2. The uncertainty claimed is for a confidence probability of not less than 95%.
3. Atmospheric Pressure : 992 hPa

---------- END ----------

The copyright of this certificate is owned by Hong Kong Calibration Ltd., It may not be reproduced except in full.

Lam Geotechincs Limited

Calibration Data for High Volume Sampler (TSP Sampler)

Location	:	MA1w	**Calbration Date**	:	15-Jun-12
Equipment no.	:	EL080	**Calbration Due Dat**	:	15-Aug-12

CALIBRATION OF CONTINUOUS FLOW RECORDER

Ambient Condition					
Temperature, T_a	303	Kelvin	**Pressure, P_a**	1010	mmHg

Orifice Transfer Standard Information					
Equipment No.	**EL086**	**Slope, m_c**	2.01593	**Intercept, bc**	-0.03978
Last Calibration Date	11-Jul-11	$(H \times P_a / 1013.3 \times 298 / T_a)^{1/2}$			
Next Calibration Date	11-Jul-12	$= m_c \times Q_{std} + b_c$			

Calibration of RSP						
Calibration Point	**Manometer Reading H (inches of water)**			**Q_{std}** (m^3 / min.)	**Continuous Flow Recorder, W**	**IC** ($(W(P_a/1013.3 \times 298/T_a)^{1/2}/35.31)$)
	(up)	(down)	(difference)	**X-axis**	(CFM)	**Y-axis**
1	6.1	6.1	12.2	1.7352	58	57.4257
2	5.0	5.0	10.0	1.5728	48	47.5247
3	3.6	3.6	7.2	1.3376	38	37.6237
4	2.4	2.4	4.8	1.0958	25	24.7525
5	1.4	1.4	2.8	0.8416	14	13.8614

By Linear Regression of Y on X

Slope, m	=	48.3881	Intercept, b	=	-27.4698
Correlation Coefficient*	=	0.9987			
Calibration Accepted	=	Yes/~~No~~**			

* if Correlation Coefficient < 0.990, check and recalibration again.

** Delete as appropriate.

Remarks : _____

Calibrated by	:	Sam Lam	**Checked by**	:	Derek Lo
Date	:	15-Jun-12	**Date**	:	15-Jun-12

Lam Geotechincs Limited

Calibration Data for High Volume Sampler (TSP Sampler)

Location	:	MA1e	**Calbration Date**	:	15-Jun-12
Equipment no.	:	EL455	**Calbration Due Dat**	:	15-Aug-12

CALIBRATION OF CONTINUOUS FLOW RECORDER

Ambient Condition					
Temperature, T_a	303	Kelvin	**Pressure, P_a**	1010	mmHg

Orifice Transfer Standard Information					
Equipment No.	**EL086**	**Slope, m_c**	2.01593	**Intercept, bc**	-0.03978
Last Calibration Date	11-Jul-11	$(H \times P_a / 1013.3 \times 298 / T_a)^{1/2}$			
Next Calibration Date	11-Jul-12	$= m_c \times Q_{std} + b_c$			

Calibration of RSP						
Calibration Point	**Manometer Reading H (inches of water)**			**Q_{std}** (m^3 / min.)	**Continuous Flow Recorder, W**	**IC** ($(W(P_a/1013.3 \times 298/T_a)^{1/2}/35.31)$)
	(up)	(down)	(difference)	**X-axis**	(CFM)	**Y-axis**
1	6.2	6.2	12.4	1.7492	61	60.3960
2	5.1	5.1	10.2	1.5883	53	52.4752
3	4.0	4.0	8.0	1.4089	43	42.5742
4	2.6	2.6	5.2	1.1397	30	29.7030
5	1.6	1.6	3.2	0.8983	20	19.8020

By Linear Regression of Y on X

Slope, m	=	48.1600	Intercept, b	=	-24.3572
Correlation Coefficient*	=	0.9988			
Calibration Accepted	=	Yes/~~No~~**			

* if Correlation Coefficient < 0.990, check and recalibration again.

** Delete as appropriate.

Remarks : _____

Calibrated by	:	Sam Lam	**Checked by**	:	Derek Lo
Date	:	15-Jun-12	**Date**	:	15-Jun-12

Lam Geotechincs Limited

Calibration Data for High Volume Sampler (TSP Sampler)

Location	:	CMA5a	**Calbration Date**	:	15-Jun-12
Equipment no.	:	EL380	**Calbration Due Dat**	:	15-Aug-12

CALIBRATION OF CONTINUOUS FLOW RECORDER

Ambient Condition					
Temperature, T_a	303	Kelvin	**Pressure, P_a**	1010	mmHg

Orifice Transfer Standard Information					
Equipment No.	**EL086**	**Slope, m_c**	2.01593	**Intercept, bc**	-0.03978
Last Calibration Date	11-Jul-11	$(H \times P_a / 1013.3 \times 298 / T_a)^{1/2}$			
Next Calibration Date	11-Jul-12	$= m_c \times Q_{std} + b_c$			

Calibration of RSP						
Calibration Point	**Manometer Reading H (inches of water)**			**Q_{std}** (m^3 / min.)	**Continuous Flow Recorder, W**	**IC** ($(W(P_a/1013.3 \times 298/T_a)^{1/2}/35.31)$)
	(up)	(down)	(difference)	**X-axis**	(CFM)	**Y-axis**
1	6.0	6.0	12.0	1.7211	58	57.4257
2	5.0	5.0	10.0	1.5728	52	51.4851
3	3.7	3.7	7.4	1.3558	44	43.5643
4	2.4	2.4	4.8	1.0958	35	34.6535
5	1.4	1.4	2.8	0.8416	26	25.7426

By Linear Regression of Y on X

Slope, m	=	35.7743	Intercept, b	=	-4.5550
Correlation Coefficient*	=	0.9997			
Calibration Accepted	=	Yes/~~No~~**			

* if Correlation Coefficient < 0.990, check and recalibration again.

** Delete as appropriate.

Remarks : _____

Calibrated by	:	Sam Lam	**Checked by**	:	Derek Lo
Date	:	15-Jun-12	**Date**	:	15-Jun-12

Lam Geotechincs Limited

Calibration Data for High Volume Sampler (TSP Sampler)

Location	:	CMA4a	**Calbration Date**	:	15-Jun-12
Equipment no.	:	EL390	**Calbration Due Dat**	:	15-Aug-12

CALIBRATION OF CONTINUOUS FLOW RECORDER

Ambient Condition					
Temperature, T_a	303	Kelvin	**Pressure, P_a**	1010	mmHg

Orifice Transfer Standard Information					
Equipment No.	**EL086**	**Slope, m_c**	2.01593	**Intercept, bc**	-0.03978
Last Calibration Date	11-Jul-11	$(H \times P_a / 1013.3 \times 298 / T_a)^{1/2}$			
Next Calibration Date	11-Jul-12	$= m_c \times Q_{std} + b_c$			

Calibration of RSP						
Calibration Point	**Manometer Reading H (inches of water)**			**Q_{std}** (m^3 / min.)	**Continuous Flow Recorder, W**	**IC** ($(W(P_a/1013.3 \times 298/T_a)^{1/2}/35.31)$)
	(up)	(down)	(difference)	**X-axis**	(CFM)	**Y-axis**
1	5.9	5.9	11.8	1.7068	60	59.4059
2	4.9	4.9	9.8	1.5572	53	52.4752
3	3.5	3.5	7.0	1.3192	44	43.5643
4	2.4	2.4	4.8	1.0958	35	34.6535
5	1.4	1.4	2.8	0.8416	26	25.7426

By Linear Regression of Y on X

Slope, m	=	38.7214	Intercept, b	=	-7.3288
Correlation Coefficient*	=	0.9992			
Calibration Accepted	=	Yes/~~No~~**			

* if Correlation Coefficient < 0.990, check and recalibration again.

** Delete as appropriate.

Remarks : _____

Calibrated by	:	Sam Lam	**Checked by**	:	Derek Lo
Date	:	15-Jun-12	**Date**	:	15-Jun-12

Lam Geotechincs Limited

Calibration Data for High Volume Sampler (TSP Sampler)

Location	:	CMA3a	**Calbration Date**	:	15-Jun-12
Equipment no.	:	EL888	**Calbration Due Dat**	:	15-Aug-12

CALIBRATION OF CONTINUOUS FLOW RECORDER

Ambient Condition					
Temperature, T_a	303	Kelvin	**Pressure, P_a**	1010	mmHg

Orifice Transfer Standard Information					
Equipment No.	**EL086**	**Slope, m_c**	2.01593	**Intercept, bc**	-0.03978
Last Calibration Date	11-Jul-11	$(H \times P_a / 1013.3 \times 298 / T_a)^{1/2}$			
Next Calibration Date	11-Jul-12	$= m_c \times Q_{std} + b_c$			

Calibration of RSP						
Calibration Point	**Manometer Reading H (inches of water)**			**Q_{std}** (m^3 / min.)	**Continuous Flow Recorder, W**	**IC** ($(W(P_a/1013.3 \times 298/T_a)^{1/2}/35.31)$)
	(up)	(down)	(difference)	**X-axis**	(CFM)	**Y-axis**
1	6.0	6.0	12.0	1.7211	48	47.5247
2	4.7	4.7	9.4	1.5255	41	40.5940
3	3.8	3.8	7.6	1.3737	34	33.6634
4	2.4	2.4	4.8	1.0958	24	23.7624
5	1.6	1.6	3.2	0.8983	15	14.8515

By Linear Regression of Y on X

Slope, m	=	39.5332	Intercept, b	=	-20.2184
Correlation Coefficient*	=	0.9991			
Calibration Accepted	=	Yes/~~No~~**			

* if Correlation Coefficient < 0.990, check and recalibration again.

** Delete as appropriate.

Remarks : _____

Calibrated by	:	Sam Lam	**Checked by**	:	Derek Lo
Date	:	15-Jun-12	**Date**	:	15-Jun-12

Lam Geotechincs Limited

Calibration Data for High Volume Sampler (TSP Sampler)

Location	:	CMA2a	**Calbration Date**	:	15-Jun-12
Equipment no.	:	EL449	**Calbration Due Dat**	:	15-Aug-12

CALIBRATION OF CONTINUOUS FLOW RECORDER

Ambient Condition					
Temperature, T_a	303	Kelvin	**Pressure, P_a**	1010	mmHg

Orifice Transfer Standard Information					
Equipment No.	**EL086**	**Slope, m_c**	2.01593	**Intercept, bc**	-0.03978
Last Calibration Date	11-Jul-11	$(H \times P_a / 1013.3 \times 298 / T_a)^{1/2}$			
Next Calibration Date	11-Jul-12	$= m_c \times Q_{std} + b_c$			

Calibration of RSP						
Calibration Point	**Manometer Reading H (inches of water)**			**Q_{std}** (m^3 / min.)	**Continuous Flow Recorder, W**	**IC** ($(W(P_a/1013.3 \times 298/T_a)^{1/2}/35.31)$)
	(up)	(down)	(difference)	**X-axis**	(CFM)	**Y-axis**
1	6.2	6.2	12.4	1.7492	53	52.4752
2	5.1	5.1	10.2	1.5883	45	44.5544
3	4.0	4.0	8.0	1.4089	38	37.6237
4	2.5	2.5	5.0	1.1179	26	25.7426
5	1.6	1.6	3.2	0.8983	15	14.8515

By Linear Regression of Y on X

Slope, m	=	43.2622	Intercept, b	=	-23.4638
Correlation Coefficient*	=	0.9991			
Calibration Accepted	=	Yes/~~No~~**			

* if Correlation Coefficient < 0.990, check and recalibration again.

** Delete as appropriate.

Remarks : _____

Calibrated by	:	Sam Lam	**Checked by**	:	Derek Lo
Date	:	15-Jun-12	**Date**	:	15-Jun-12

Lam Geotechincs Limited

Calibration Data for High Volume Sampler (TSP Sampler)

Location	:	CMA1b	**Calbration Date**	:	15-Jun-12
Equipment no.	:	EL452	**Calbration Due Dat**	:	15-Aug-12

CALIBRATION OF CONTINUOUS FLOW RECORDER

Ambient Condition					
Temperature, T_a	303	Kelvin	**Pressure, P_a**	1010	mmHg

Orifice Transfer Standard Information					
Equipment No.	**EL086**	**Slope, m_c**	2.01593	**Intercept, bc**	-0.03978
Last Calibration Date	11-Jul-11	$(H \times P_a / 1013.3 \times 298 / T_a)^{1/2}$			
Next Calibration Date	11-Jul-12	$= m_c \times Q_{std} + b_c$			

Calibration of RSP						
Calibration Point	**Manometer Reading H (inches of water)**			**Q_{std}** (m^3 / min.)	**Continuous Flow Recorder, W**	**IC** ($(W(P_a/1013.3 \times 298/T_a)^{1/2}/35.31)$)
	(up)	(down)	(difference)	**X-axis**	(CFM)	**Y-axis**
1	6.1	6.1	12.2	1.7352	62	61.3861
2	5.0	5.0	10.0	1.5728	54	53.4653
3	3.9	3.9	7.8	1.3914	45	44.5544
4	2.4	2.4	4.8	1.0958	35	34.6535
5	1.5	1.5	3.0	0.8704	26	25.7426

By Linear Regression of Y on X

Slope, m	=	40.4856	Intercept, b	=	-10.0119
Correlation Coefficient*	=	0.9970			
Calibration Accepted	=	Yes/~~No~~**			

* if Correlation Coefficient < 0.990, check and recalibration again.

** Delete as appropriate.

Remarks : _____

Calibrated by	:	Sam Lam	**Checked by**	:	Derek Lo
Date	:	15-Jun-12	**Date**	:	15-Jun-12

Hong Kong Calibration Ltd.
香港校正有限公司

Calibration Certificate

Certificate No. **20138**

Customer : Lam Geotechnics Limited

Address : 11/F., Centre Point, 181-185 Gloucester Road, Wanchai, Hong Kong

Order No. : Q13147 **Date of receipt :** 10-Jan-12

Item Tested

Description : Sound Level Calibrator (EL469)

Manufacturer : ACO

Model : -- **Serial No. :** 050213

Test Conditions

Date of Test : 11-Jan-12 **Supply Voltage :** --

Ambient Temperature : (23 ± 3)°C **Relative Humidity :** (50 ± 25) %

Test Specifications

Calibration check.

Ref. Document/Procedure: F21, Z02.

Test Results

All results were within the IEC 942 Class 1 specification.

The results are shown in the attached page(s).

Main Test equipment used:

Equipment No.	Description	Cert. No.	Traceable to
S014	Spectrum Analyzer	13535	NIM-PRC & SCL-HKSAR
S024	Sound Level Calibrator	15136	NIM-PRC & SCL-HKSAR
S041	Universal Counter	15610	SCL-HKSAR
S206	Sound Level Meter	16338	SCL-HKSAR

The values given in this Calibration Certificate only relate to the values measured at the time of the test and any uncertainties quoted will not include allowance for the equipment long term drift, variations with environmental changes, vibration and shock during transportation, overloading, mis-handling, or the capability of any other laboratory to repeat the measurement. Hong Kong Calibration Ltd. shall not be liable for any loss or damage resulting from the use of the equipment.

The test equipment used for calibration are traceable to International System of Units (SI).
The test results apply to the above Unit-Under-Test only

Calibrated by : P. F. Wong **Approved by :** Dorothy Cheuk

Date: 11-Jan-12

This Certificate is issued by:
Hong Kong Calibration Ltd.
Unit 8B, 24/F., Well Fung Industrial Centre, No. 58-76, Ta Chuen Ping Street,Kwai Chung, NT,Hong Kong.
Tel: 2425 8801 Fax: 2425 8646

The copyright of this certificate is owned by Hong Kong Calibration Ltd.. It may not be reproduced except in full.

E

Calibration Certificate

Certificate No. 20138

Results :

1. Level

UUT Nominal Value (dB)	Measured Value (dB)	IEC 942 Class 1 Spec.
94	94.20	± 0.3 dB

The above measured values are the mean of 3 measurements.
Uncertainty : ± 0.1 dB

2. Frequency

UUT Nominal Value	Measured Value	IEC 942 Class 1 Spec.
1 kHz	0.984 kHz	± 2 %

Uncertainty : ± 3.6 x 10^{-6}

3. Level Stability : 0.0 dB
IEC 942 Class 1 Spec. : ± 0.1 dB
Uncertainty : ± 0.01 dB

4. Total Harmonic Distortion : < 2.8 %
IEC 942 Class 1 Spec. : < 3 %
Uncertainty : ± 2.3 % of reading

Remark : 1. UUT : Unit-Under-Test
2. The uncertainty claimed is for a confidence probability of not less than 95%.
3. Atmospheric Pressure : 1 020 hPa.

---------- END ----------

The copyright of this certificate is owned by Hong Kong Calibration Ltd., It may not be reproduced except in full.

Appendix 5.1

Monitoring Schedules for Reporting Month and Coming Reporting Month

Contract No. HK/2011/07
Wan Chai Development Phase II and Central-Wan Chai Bypass
Sampling, Field Measurement and Testing Works (Stage2)

Environmental Monitoring Schedule
July 2012

Sunday	Monday	Tuesday	Wednesday	Thursday	Friday	Saturday
24-Jun	25-Jun 1hr TSP x 3	26-Jun Noise Monitoring	27-Jun	28-Jun 24hr TSP	29-Jun 1hr TSP x 3	30-Jun
1-Jul	2-Jul	3-Jul	4-Jul Noise Monitoring 24hr TSP	5-Jul 1hr TSP x 3 24hr TSP (CMA5a)	6-Jul	7-Jul
8-Jul	9-Jul	10-Jul 24hr TSP Noise Monitoring	11-Jul 1hr TSP x 3 24hr TSP (CMA3a)	12-Jul	13-Jul	14-Jul
15-Jul	16-Jul 24hr TSP	17-Jul 1hr TSP x 3	18-Jul 24hr TSP (CMA3a)	19-Jul Noise Monitoring	20-Jul	21-Jul 24hr TSP
22-Jul	23-Jul 1hr TSP x 3	24-Jul Noise Monitoring 1hr TSP x 3 (CMA3a, CMA4a) 24hr TSP (CMA5a)	25-Jul Noise Monitoring (M7e, M7w, M1a)	26-Jul	27-Jul 24hr TSP	28-Jul 1hr TSP x 3

Contract No. HK/2011/07
Wan Chai Development Phase II and Central-Wan Chai Bypass
Sampling, Field Measurement and Testing Works (Stage2)

Tentative Environmental Monitoring Schedule
August 2012

Sunday	Monday	Tuesday	Wednesday	Thursday	Friday	Saturday
22-Jul	23-Jul	24-Jul Noise Monitoring	25-Jul	26-Jul 24hr TSP	27-Jul 1hr TSP x 3	28-Jul
29-Jul	30-Jul	31-Jul Noise Monitoring	1-Aug 24hr TSP	2-Aug 1hr TSP x 3	3-Aug	4-Aug
5-Aug	6-Aug	7-Aug 24hr TSP Noise Monitoring	8-Aug 1hr TSP x 3	9-Aug	10-Aug	11-Aug
12-Aug	13-Aug 24hr TSP	14-Aug 1hr TSP x 3	15-Aug	16-Aug Noise Monitoring	17-Aug	18-Aug 24hr TSP
19-Aug	20-Aug 1hr TSP x 3	21-Aug Noise Monitoring	22-Aug	23-Aug	24-Aug 24hr TSP	25-Aug 1hr TSP x 3

Remarks (Water)

1. Cut-off date is at the 27th of each reporting month.
2. Actual monitoring will subject to change due to any safety concern or adverse weather condition.
3. Water Quality Monitoring Stations corresponding to active contracts are sub-divided below:
   - Contract HY/2009/11: WSD9, WSD10, WSD15, WSD17, C8, C9 (Commenced on 23 March 2010)
   - Contract HY/2009/15: C6 and C7 (Commenced on 9 Nov 2010)
   - Contract HK/2009/01: WSD7, WSD19, WSD20, C1, C2, C3, C4e, C4w (Commenced on 8 July 2010); Contract HK/2010/06 share station C2 from 23 Mar 2011
   - Contract HK/2009/02: WSD21, C5e, C5w (Commenced on 8 July 2010)

Remarks (Air)

1. Cut-off date is at the 27th of each reporting month.
2. Actual monitoring will subject to change due to any safety concern or adverse weather condition.
3. Air Quality Monitoring Stations corresponding to active contracts are sub-divided below:
   - Contract HK/2009/01: CMA5a(Commenced and reported in Apr 2011)
   - Contract HK/2009/02: CMA4a (Commenced and reported in Feb 2011)
   - Contract HY/2009/17: CMA1b and CMA2a (Commenced on 17 Jun 2010)
   - Contract HY/2009/19: CMA1b and CMA2a (Commenced on 17 Jun 2010, To be reported in Monthly report on 11 Aug 2010) and CMA2a (Commenced on 12 May 2010, To be reported in Monthly repo
     Due to the changing of land ownership at Oil Street Community Liaison Centre from Contractor to FEHD, the air quality monitoring at CMA1b was suspended on 18 September 201
     installation of HVS at temporary FEHD depot was obtained from the premises owner on early November 2011 and TSP monitoring at CMA1b was resumed on 14 November 2011.
   - Contract HY/2009/15: CMA3a (Commenced and reported on 15 Mar 2011)
   - Contract HY/2009/19: MA1e and MA1w (Commenced and reported on 9 Sept 2010)
4. The data for 24-hr air quality monitoring on 27 July 2012 has been placed in the August 2012 monthly EM&A report.

Remarks (Noise)

1. Cut-off date is at the 27th of each reporting month.
2. Actual monitoring will subject to change due to any safety concern or adverse weather condition.
3. Noise Quality Monitoring Stations corresponding to active contracts are sub-divided below:
   - Contract HK/2009/01 and HK/2009/02: M1a (Commenced on 30 Mar 2010, To be reported in Monthly report on 6 July 2010)
   - Contract HY/2009/19: M4b, M5b (Commenced on 23 Mar 2010 when dredging work starts), M6(Commenced on 10 May 2010) and M3a (Commenced on 10 May 2010, To be reported in Monthly repor
   - Contract HY/2009/15: M2b(Commenced and reported on 10 Nov 2010) and M3a (Commenced on 10 May 2010, To be reported in Monthly report on 10 Nov 2010)
   - Contract HY/2009/18: M7e, M7w(Commenced on 30 Aug 2010)
4. Day time noise will be monitored for Leq(30min) during the period between 07:00 and 19:00 for active contract(s).

Appendix 5.2

Noise Monitoring Results and Graphical Presentations

Noise Monitoring Result

Day Time (0700 - 1900hrs on normal weekdays)

Location: M1a - Harbour Road Sports Centre

Date	Time	Weather	Measurement Noise Level			Baseline Level	Construction Noise Level	Limit Level
			Leq	L10	L90	Leq	Leq	Leq
			Unit: dB(A), (30-min)					
04/07/12	09:59	Fine	72.8	75.1	68.6	72	64	75
10/07/12	09:46	Cloudy	73.0	75.5	68.5	72	65	75
19/07/12	09:42	Fine	74.3	76.8	69.8	72	70	75
25/07/12	09:57	Cloudy	72.8	75.3	67.9	72	64	75

*Due to adverse weather condition, the noise monitoring was rescheduled from 24 July 2012 to 25 July 2012.

Location: M2b - Noon-day gun area

Date	Time	Weather	Measurement Noise Level			Baseline Level	Construction Noise Level	Limit Level
			Leq	L10	L90	Leq	Leq	Leq
			Unit: dB(A), (30-min)					
04/07/12	10:45	Fine	69.8	71.0	68.2	68	66	75
10/07/12	10:35	Fine	71.3	72.3	70.0	68	69	75
19/07/12	10:35	Fine	71.2	72.3	69.3	68	69	75
24/07/12	17:05	Cloudy	70.6	72.1	66.7	68	68	75

Location: M3a - Tung Lo Wan Fire Station

Date	Time	Weather	Measurement Noise Level			Baseline Level	Construction Noise Level	Limit Level
			Leq	L10	L90	Leq	Leq	Leq
			Unit: dB(A), (30-min)					
04/07/12	11:30	Fine	69.1	70.0	65.3	69	57	75
10/07/12	11:25	Fine	67.6	69.3	65.3	69	68	75
19/07/12	14:00	Sunny	67.8	69.1	64.3	69	68	75
24/07/12	16:16	Cloudy	67.5	68.6	62.0	69	68	75

Location: M4b - Victoria Centre

Date	Time	Weather	Measurement Noise Level			Baseline Noise Level	Construction Noise Level	Limit Level
			Leq	L10	L90	Leq	Leq	Leq
			Unit: dB(A), (30min)					
04/07/12	13:00	Fine	70.5	71.9	68.1	67	68	75
10/07/12	13:00	Fine	71.8	73.4	68.9	67	70	75
19/07/12	13:08	Sunny	72.7	74.6	69.6	67	71	75
24/07/12	15:31	Cloudy	70.0	71.7	63.8	67	67	75

Location: M5b - City Garden

Date	Time	Weather	Measurement Noise Level			Baseline Level	Construction Noise Level	Limit Level
			Leq	L10	L90	Leq	Leq	Leq
			Unit: dB(A), (30min)					
04/07/12	13:47	Fine	71.4	73.1	69.1	68	69	75
10/07/12	14:30	Fine	73.7	75.9	70.9	68	72	75
19/07/12	14:55	Sunny	71.6	72.2	70.0	68	69	75
24/07/12	13:30	Cloudy	68.7	70.1	64.0	68	60	75

Location: M6 - HK Baptist Church Henrietta Secondary School

Date	Time	Weather	Measurement Noise Level			Baseline Level	Construction Noise Level	Limit Level
			Leq	L10	L90	Leq	Leq	Leq
			Unit: dB(A), (30-min)					
04/07/12	14:30	Fine	73.0	74.4	71.1	71	69	70
10/07/12	15:20	Fine	72.9	74.2	71.0	71	69	70
19/07/12	15:39	Sunny	73.0	74.3	68.9	71	69	70
24/07/12	14:21	Cloudy	72.3	73.8	65.1	71	67	70

Noise Monitoring Result

Day Time (0700 - 1900hrs on normal weekdays)

Location: M7e - International Finance Centre (Eastern End of Podium)

Date	Time	Weather	Measurement Noise Level			Baseline Level	Construction Noise Level	Limit Level
			Leq	L10	L90	Leq	Leq	Leq
			Unit: dB(A), (30-min)					
04/07/12	08:59	Fine	75.6	77.6	71.3	67	75	75
10/07/12	08:01	Fine	73.8	76.5	69.4	67	73	75
19/07/12	08:05	Fine	74.5	78.7	71.3	67	74	75
25/07/12	10:55	Cloudy	75.1	77.2	72.6	67	74	75

*Due to adverse weather condition, the noise monitoring was rescheduled from 24 July 2012 to 25 July 2012.

Location: M7w - International Finance Centre (Western End of Podium)

Date	Time	Weather	Measurement Noise Level			Baseline Level	Construction Noise Level	Limit Level
			Leq	L10	L90	Leq	Leq	Leq
			Unit: dB(A), (30-min)					
04/07/12	08:25	Fine	67.3	68.9	64.7	69	67	75
10/07/12	08:40	Fine	67.2	68.4	65.4	69	67	75
19/07/12	08:43	Fine	68.3	69.6	65.6	69	68	75
25/07/12	11:29	Cloudy	66.9	69.6	63.9	69	67	75

*Due to adverse weather condition, the noise monitoring was rescheduled from 24 July 2012 to 25 July 2012.

Graphic Presentation of Noise Monitoring Result

Day Time (0700 - 1900hrs on normal weekdays)

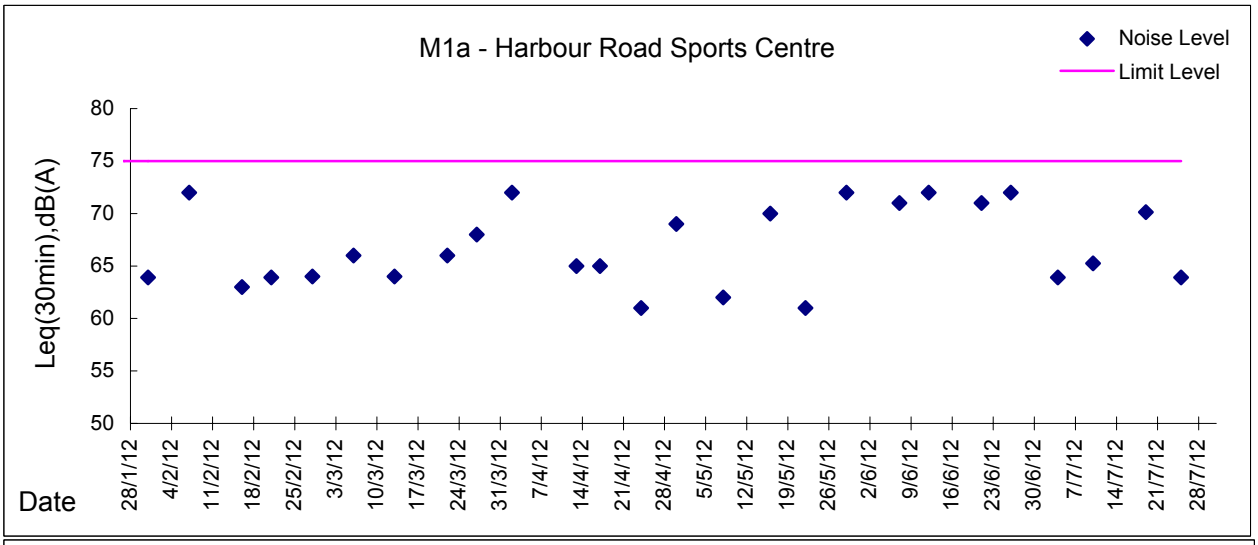

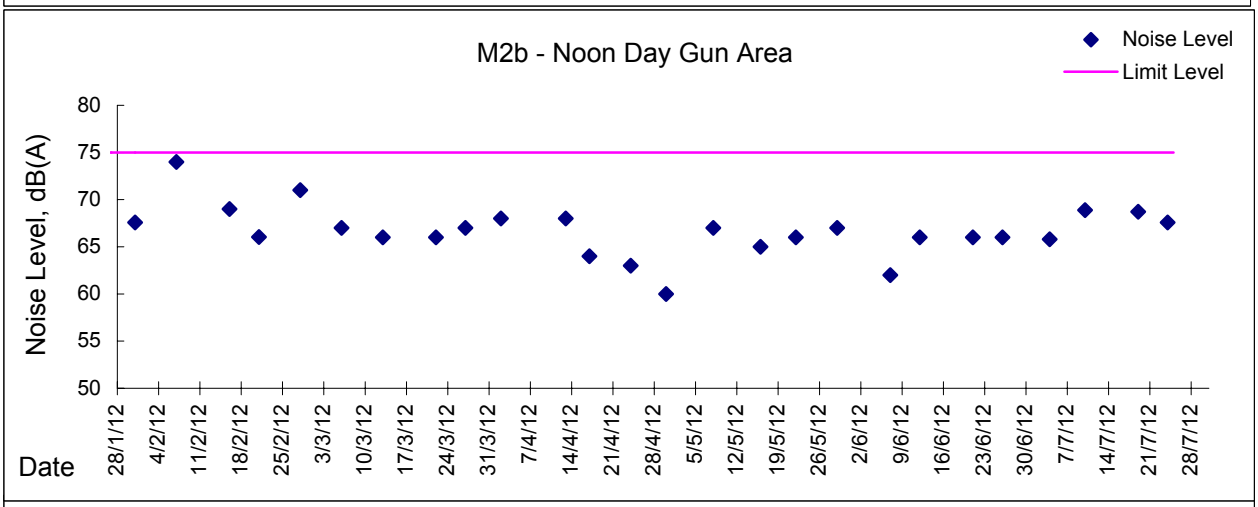

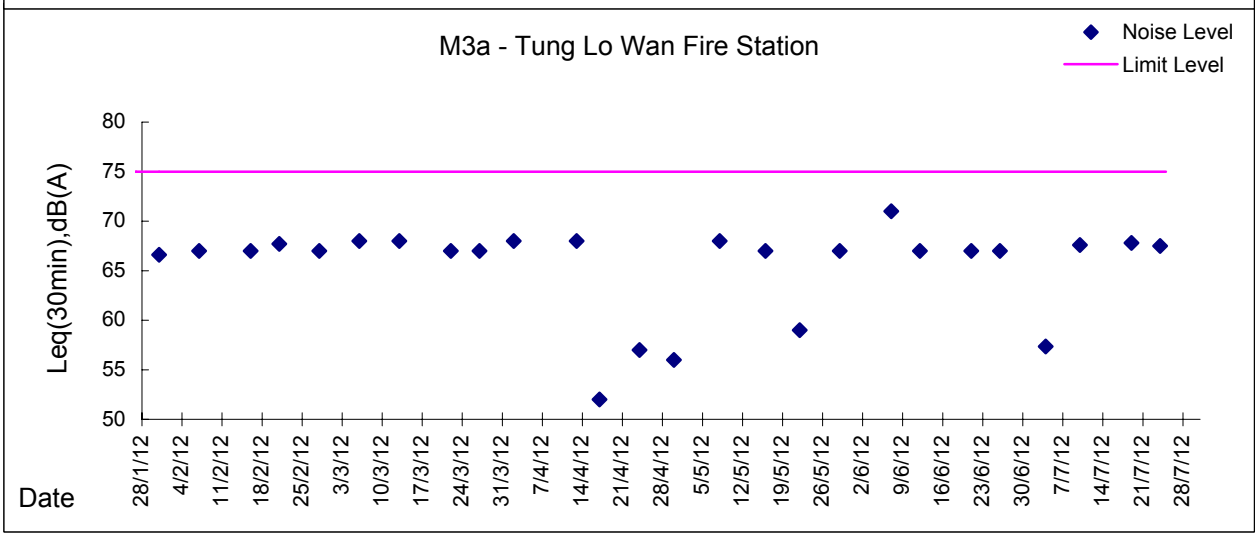

Graphic Presentation of Noise Monitoring Result

Day Time (0700 - 1900hrs on normal weekdays)

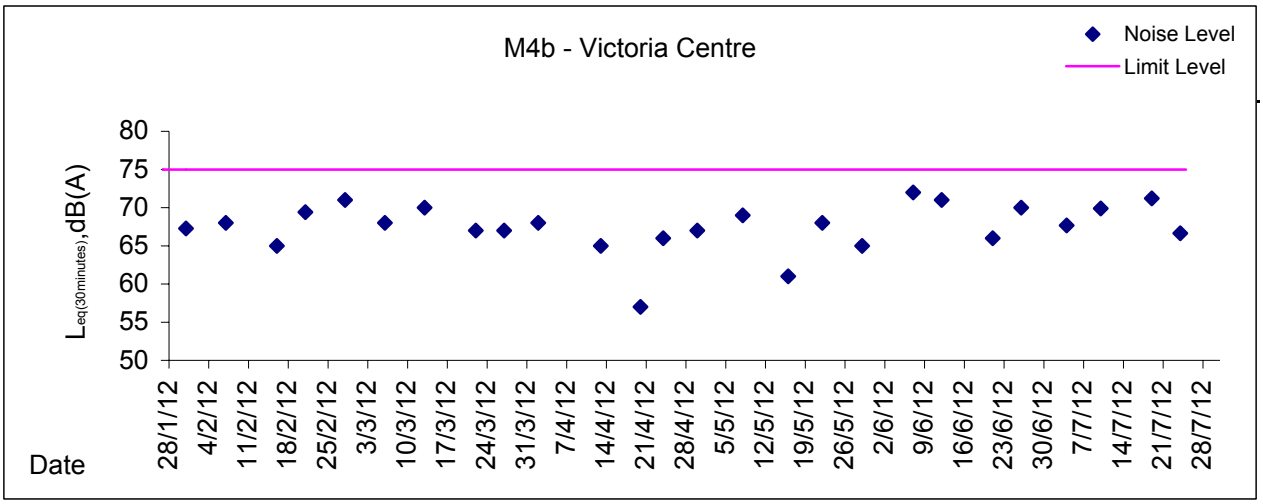

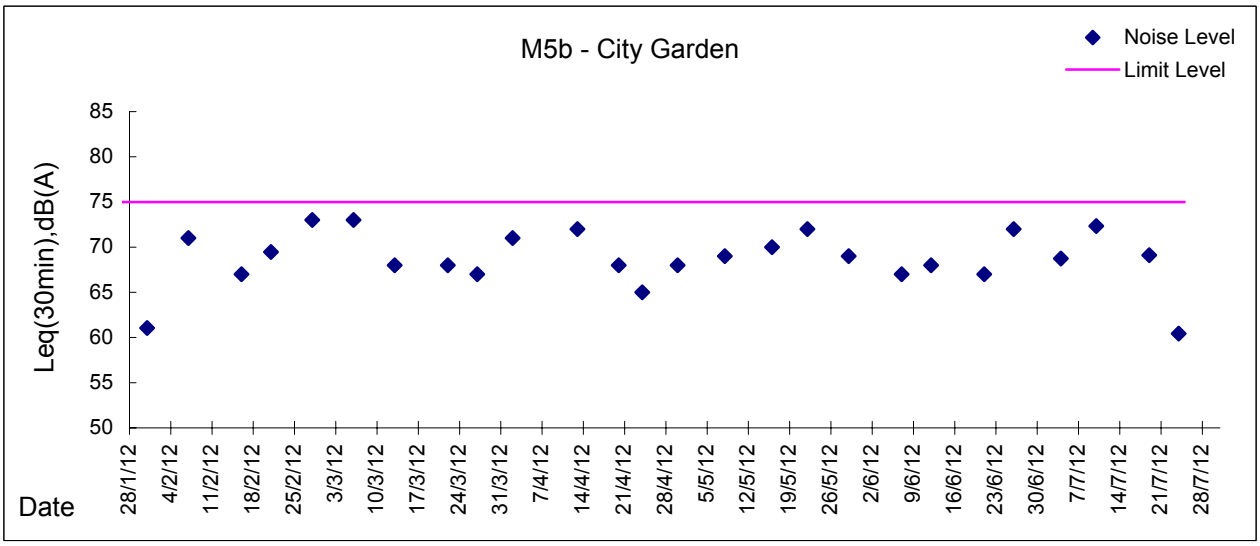

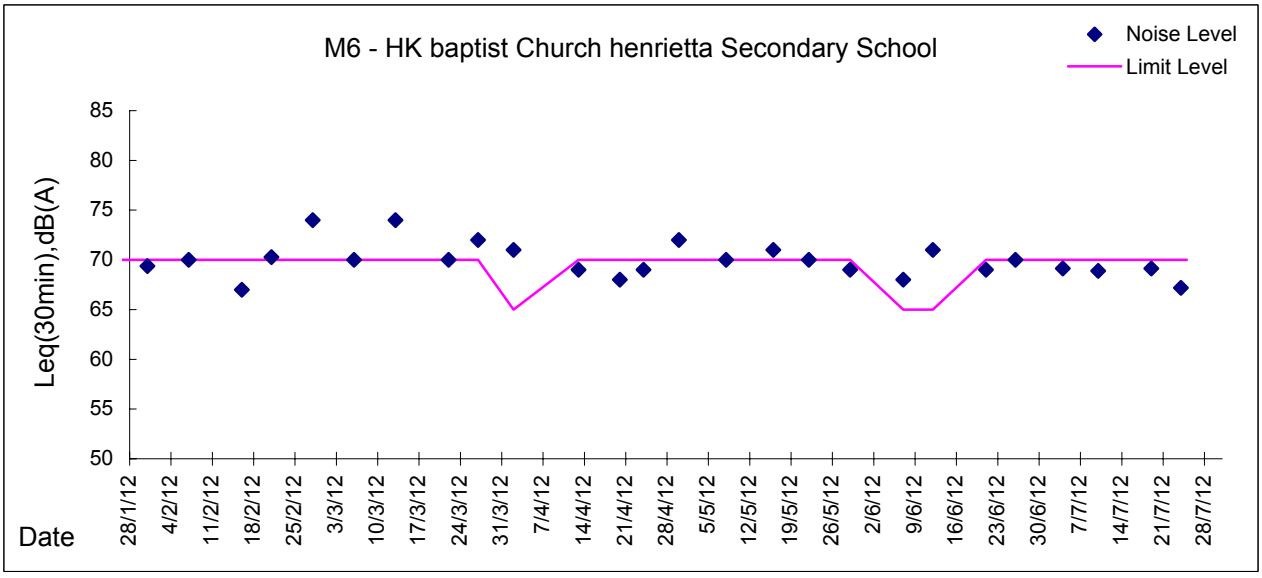

Graphic Presentation of Noise Monitoring Result

Day Time (0700 - 1900hrs on normal weekdays)

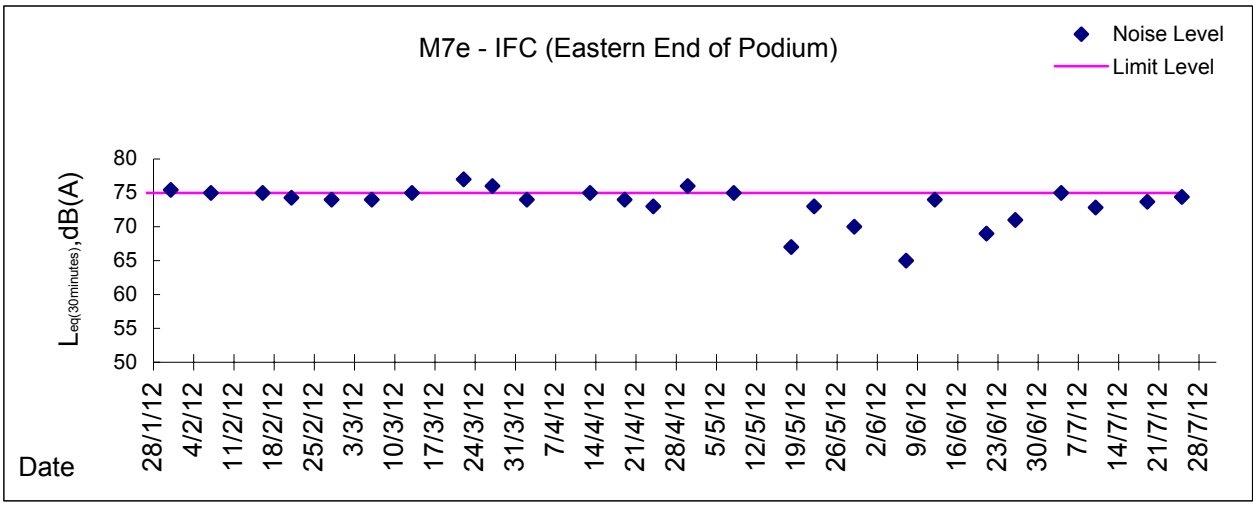

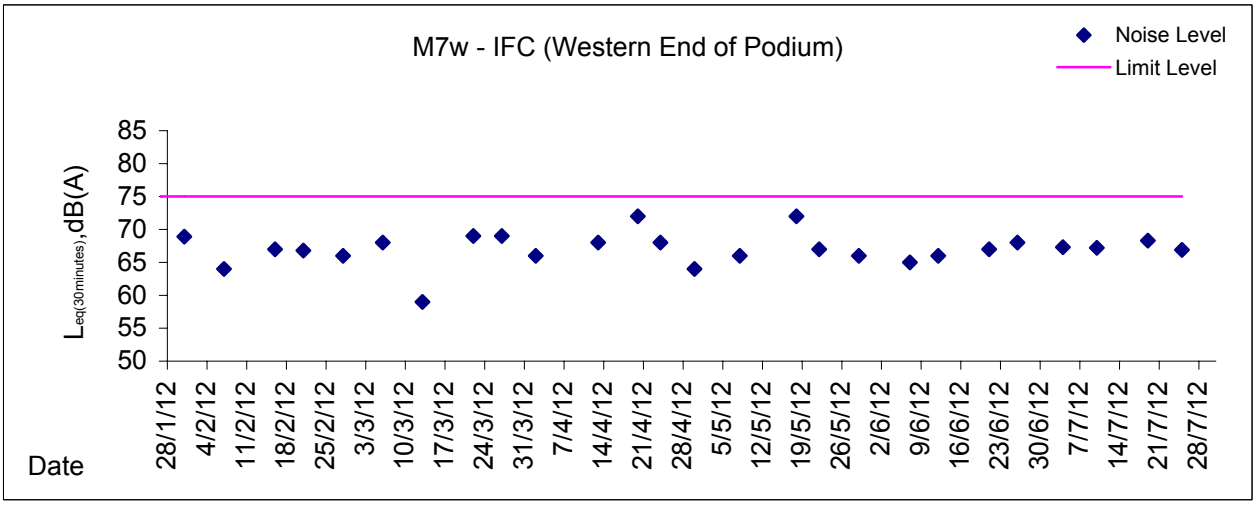

Appendix 5.3

Air *Quality Monitoring Results and Graphical Presentations*

Location: MA1e - International Finance Centre (Eastern Wing)

Report on 24-hour TSP monitoring
Action Level (μg/m3) - 173.4
Limit Level (μg/m3) - 260

Date	Sampling Time	Weather Condition	Filter paper no.	Filter Weight, g		Elapse Time, hr		Sampling Time, hr	Flow Rate, m^3/min			Total Volume, m^3	TSP Level, $\mu g/m^3$
				Initial	Final	Initial	Final		Initial, Q_{si}	Final, Q_{sf}	Average		
28-Jun-12	8:00	Fine	003076	2.7996	2.9049	8855.85	8879.85	24.00	1.30	1.29	1.29	1864	56
4-Jul-12	8:00	Sunny	003014	2.7571	2.8178	8882.85	8906.34	23.49	1.33	1.34	1.34	1883	32
10-Jul-12	8:00	Sunny	002968	2.7921	2.8597	8908.34	8932.34	24.00	1.30	1.29	1.30	1865	36
16-Jul-12	8:00	Fine	003169	2.7630	2.8477	8935.34	8959.34	24.00	1.29	1.29	1.29	1864	45
21-Jul-12	8:00	Fine	003281	2.7803	2.9638	8962.34	8986.34	24.00	1.29	1.29	1.29	1861	99

Report on 1-hour TSP monitoring
Action Level (μg/m3) - 325.1
Limit Level (μg/m3) - 500

Date	Sampling Time	Weather Condition	Filter paper no.	Filter Weight, g		Elapse Time, hr		Sampling Time, hr	Flow Rate, m^3/min			Total Volume, m^3	TSP Level, $\mu g/m^3$
				Initial	Final	Initial	Final		Initial, Q_{si}	Final, Q_{sf}	Average		
29-Jun-12	8:10	Fine	003018	2.7896	2.7983	8879.85	8880.85	1.00	1.35	1.35	1.35	81	107
29-Jun-12	9:15	Fine	002941	2.7736	2.7821	8880.85	8881.85	1.00	1.35	1.35	1.35	81	105
29-Jun-12	10:25	Fine	003016	2.7724	2.7814	8881.85	8882.85	1.00	1.33	1.33	1.33	80	113
5-Jul-12	8:10	Cloudy	003273	2.7568	2.7620	8906.34	8907.34	1.00	1.34	1.34	1.34	80	65
5-Jul-12	9:15	Cloudy	003275	2.7622	2.7663	8907.34	8908.34	1.00	1.34	1.34	1.34	80	51
5-Jul-12	10:30	Cloudy	003272	2.7692	2.7737	8908.34	8909.34	1.00	1.34	1.34	1.34	80	56
11-Jul-12	8:10	Sunny	003277	2.7607	2.7622	8932.34	8933.34	1.00	1.31	1.31	1.31	79	19
11-Jul-12	9:20	Sunny	003278	2.7518	2.7535	8933.34	8934.34	1.00	1.31	1.31	1.31	79	22
11-Jul-12	10:25	Sunny	003172	2.7503	2.7521	8934.34	8935.34	1.00	1.31	1.31	1.31	79	23
17-Jul-12	8:30	Fine	003289	2.7762	2.7799	8959.34	8960.34	1.00	1.29	1.29	1.29	78	48
17-Jul-12	9:40	Fine	003287	2.7855	2.7880	8960.34	8961.34	1.00	1.29	1.29	1.29	78	32
17-Jul-12	10:47	Fine	003285	2.7808	2.7853	8961.34	8962.34	1.00	1.29	1.29	1.29	78	58
23-Jul-12	13:00	Rainy	003338	2.7570	2.7681	8987.35	8988.35	1.00	1.29	1.29	1.29	78	143
23-Jul-12	14:15	Rainy	003350	2.7674	2.7761	8988.35	8989.35	1.00	1.29	1.29	1.29	78	112
23-Jul-12	15:20	Rainy	003253	2.8109	2.8220	8989.35	8990.35	1.00	1.29	1.29	1.29	78	143

Location: MA1w - International Finance Centre (Western Wing)

Report on 24-hour TSP monitoring
Action Level (μg/m3) - 173.4
Limit Level (μg/m3) - 260

Date	Sampling Time	Weather Condition	Filter paper no.	Filter Weight, g		Elapse Time, hr		Sampling Time, hr	Flow Rate, m^3/min			Total Volume, m^3	TSP Level, $\mu g/m^3$
				Initial	Final	Initial	Final		Initial, Q_{si}	Final, Q_{sf}	Average		
28-Jun-12	8:00	Fine	003077	2.8041	2.9309	11972.97	11996.97	24.00	1.63	1.43	1.53	2202	58
4-Jul-12	8:00	Sunny	002943	2.7532	2.7899	11999.97	12023.97	24.00	1.31	1.28	1.30	1866	20
10-Jul-12	8:00	Sunny	002969	2.7978	2.8641	12026.97	12050.97	24.00	1.67	1.67	1.67	2402	28
16-Jul-12	8:00	Fine	003171	2.7556	2.8535	12053.97	12077.97	24.00	1.63	1.35	1.49	2146	46
21-Jul-12	8:00	Fine	003283	2.7887	2.8894	12080.97	12104.97	24.00	1.35	1.35	1.35	1946	52

Report on 1-hour TSP monitoring
Action Level (μg/m3) - 325.1
Limit Level (μg/m3) - 500

Date	Sampling Time	Weather Condition	Filter paper no.	Filter Weight, g		Elapse Time, hr		Sampling Time, hr	Flow Rate, m^3/min			Total Volume, m^3	TSP Level, $\mu g/m^3$
				Initial	Final	Initial	Final		Initial, Q_{si}	Final, Q_{sf}	Average		
29-Jun-12	8:15	Fine	003017	2.8074	2.8186	11996.97	11997.97	1.00	1.35	1.35	1.35	81	138
29-Jun-12	9:25	Fine	002942	2.7607	2.7708	11997.97	11998.97	1.00	1.27	1.27	1.27	76	132
29-Jun-12	10:35	Fine	003015	2.7566	2.7676	11998.97	11999.97	1.00	1.39	1.35	1.37	82	134
5-Jul-12	8:05	Cloudy	003271	2.7719	2.7779	12023.97	12024.97	1.00	1.45	1.34	1.40	84	72
5-Jul-12	9:30	Cloudy	003274	2.7554	2.7612	12024.97	12025.97	1.00	1.63	1.63	1.63	98	59
5-Jul-12	10:40	Cloudy	003276	2.7565	2.7631	12025.97	12026.97	1.00	1.47	1.36	1.42	85	78
11-Jul-12	8:20	Cloudy	003174	2.7503	2.7563	12050.97	12051.97	1.00	1.63	1.63	1.63	98	61
11-Jul-12	9:25	Cloudy	003173	2.7581	2.7640	12051.97	12052.97	1.00	1.63	1.63	1.63	98	60
11-Jul-12	10:30	Cloudy	003168	2.7497	2.7545	12052.97	12053.97	1.00	1.63	1.63	1.63	98	49
17-Jul-12	8:40	Fine	003288	2.7835	2.7880	12077.97	12078.97	1.00	1.51	1.63	1.57	94	48
17-Jul-12	9:50	Fine	003286	2.7768	2.7897	12078.97	12079.97	1.00	1.67	1.82	1.75	105	123
17-Jul-12	10:55	Fine	003284	2.7667	2.7721	12079.97	12080.97	1.00	1.35	1.63	1.49	89	60
23-Jul-12	8:35	Rainy	003336	2.7516	2.7628	12104.99	12105.99	1.00	1.27	1.27	1.27	76	147
23-Jul-12	13:00	Rainy	003337	2.7559	2.7662	12105.99	12106.99	1.00	1.27	1.27	1.27	76	135
23-Jul-12	14:05	Rainy	003339	2.7507	2.7613	12106.99	12107.99	1.00	1.27	1.27	1.27	76	139

Location: CMA1b - Oil St Community Liaison Centre

Report on 24-hour TSP monitoring
Action Level (μg/m3) - 176.7
Limit Level (μg/m3) - 260

Date	Sampling Time	Weather Condition	Filter paper no.	Filter Weight, g		Elapse Time, hr		Sampling Time, hr	Flow Rate, m^3/min			Total Volume, m^3	TSP Level, $\mu g/m^3$
				Initial	Final	Initial	Final		Initial, Q_{si}	Final, Q_{sf}	Average		
28-Jun-12	8:00	Fine	003034	2.8051	2.9286	1243.79	1267.78	23.99	1.19	1.18	1.19	1706	72
4-Jul-12	8:00	Sunny	002971	2.7872	2.8940	1270.78	1294.78	24.00	1.14	1.14	1.14	1643	65
10-Jul-12	8:00	Sunny	002554	2.7448	2.8381	1297.78	1321.78	24.00	1.19	1.19	1.19	1709	55
16-Jul-12	8:00	Fine	003392	2.7593	2.8301	1325.79	1349.79	24.00	0.95	0.95	0.95	1370	52
21-Jul-12	8:00	Fine	003330	2.7485	2.9649	1351.79	1376.78	24.99	1.04	1.04	1.04	1565	138

Report on 1-hour TSP monitoring
Action Level (μg/m3) - 320.1
Limit Level (μg/m3) - 500

Date	Sampling Time	Weather Condition	Filter paper no.	Filter Weight, g		Elapse Time, hr		Sampling Time, hr	Flow Rate, m^3/min			Total Volume, m^3	TSP Level, $\mu g/m^3$
				Initial	Final	Initial	Final		Initial, Q_{si}	Final, Q_{sf}	Average		
29-Jun-12	13:05	Fine	002976	2.7622	2.7825	1267.78	1268.78	1.00	1.18	1.18	1.18	71	286
29-Jun-12	14:16	Fine	002974	2.7829	2.8026	1268.78	1269.78	1.00	1.18	1.18	1.18	71	277
29-Jun-12	15:30	Fine	002972	2.8036	2.8223	1269.78	1270.78	1.00	1.18	1.18	1.18	71	263
5-Jul-12	13:35	Cloudy	002476	2.7430	2.7579	1294.78	1295.78	1.00	1.00	1.14	1.07	64	232
5-Jul-12	14:44	Cloudy	002874	2.7848	2.7980	1295.78	1296.78	1.00	1.00	1.00	1.00	60	220
5-Jul-12	15:46	Cloudy	003010	2.7499	2.7649	1296.78	1297.78	1.00	1.21	1.19	1.20	72	208
11-Jul-12	8:19	Cloudy	003177	2.7546	2.7586	1322.78	1323.79	1.01	1.14	1.14	1.14	69	58
11-Jul-12	10:32	Cloudy	003180	2.7517	2.7567	1323.79	1324.79	1.00	1.14	1.14	1.14	68	73
11-Jul-12	13:00	Cloudy	003182	2.7424	2.7469	1324.79	1325.79	1.00	1.14	1.14	1.14	68	66
17-Jul-12	8:33	Fine	003313	2.7750	2.7804	1349.79	1350.79	1.00	1.14	1.14	1.14	68	79
17-Jul-12	9:38	Fine	003311	2.7866	2.7909	1350.79	1351.79	1.00	1.19	1.19	1.19	71	60
17-Jul-12	10:41	Fine	003309	2.7883	2.7935	1351.79	1352.79	1.00	1.14	1.04	1.09	66	79
23-Jul-12	8:09	Rainy	003395	2.7652	2.7792	1376.78	1377.78	1.00	1.14	1.14	1.14	68	205
23-Jul-12	9:50	Rainy	003397	2.7800	2.7897	1377.78	1378.78	1.00	1.04	1.04	1.04	63	155
23-Jul-12	10:55	Rainy	003328	2.7575	2.7671	1378.78	1379.78	1.00	1.18	1.18	1.18	71	135

Location: CMA2a - Causeway Bay Community Centre

Report on 24-hour TSP monitoring
Action Level (μg/m3) - 169.5
Limit Level (μg/m3) - 260

Date	Sampling Time	Weather Condition	Filter paper no.	Filter Weight, g		Elapse Time, hr		Sampling Time, hr	Flow Rate, m^3/min			Total Volume, m^3	TSP Level, $\mu g/m^3$
				Initial	Final	Initial	Final		Initial, Q_{si}	Final, Q_{sf}	Average		
28-Jun-12	8:00	Fine	003033	2.7918	2.9458	10954.35	10978.34	23.99	1.40	1.40	1.40	2013	77
4-Jul-12	8:00	Sunny	002973	2.7834	2.9043	10981.34	11005.35	24.01	1.40	1.40	1.40	2018	60
10-Jul-12	8:00	Sunny	002552	2.7467	2.8545	11008.35	11032.35	24.00	1.42	1.42	1.42	2047	53
16-Jul-12	8:00	Fine	003183	2.7471	2.8661	11035.35	11059.34	23.99	1.38	1.38	1.38	1981	60
21-Jul-12	8:00	Fine	003306	2.7874	3.0485	11062.34	11086.34	24.00	1.37	1.38	1.38	1981	132

Report on 1-hour TSP monitoring
Action Level (μg/m3) - 323.4
Limit Level (μg/m3) - 500

Date	Sampling Time	Weather Condition	Filter paper no.	Filter Weight, g		Elapse Time, hr		Sampling Time, hr	Flow Rate, m^3/min			Total Volume, m^3	TSP Level, $\mu g/m^3$
				Initial	Final	Initial	Final		Initial, Q_{si}	Final, Q_{sf}	Average		
29-Jun-12	10:58	Fine	002978	2.7694	2.7864	10978.34	10979.34	1.00	1.38	1.38	1.38	83	206
29-Jun-12	13:04	Fine	002977	2.7731	2.7915	10979.34	10980.34	1.00	1.38	1.38	1.38	83	223
29-Jun-12	14:14	Fine	002975	2.7715	2.7895	10980.34	10981.34	1.00	1.38	1.38	1.38	83	218
5-Jul-12	13:48	Cloudy	003001	2.7446	2.7561	11005.35	11006.35	1.00	1.42	1.42	1.42	85	135
5-Jul-12	14:54	Cloudy	002873	2.7829	2.7960	11006.35	11007.35	1.00	1.42	1.42	1.42	85	153
5-Jul-12	15:57	Cloudy	002872	2.7844	2.7966	11007.35	11008.35	1.00	1.42	1.42	1.42	85	143
11-Jul-12	8:30	Sunny	003176	2.7583	2.7621	11032.35	11033.35	1.00	1.42	1.42	1.42	85	45
11-Jul-12	9:42	Sunny	003178	2.7562	2.7604	11033.35	11034.35	1.00	1.42	1.42	1.42	85	49
11-Jul-12	10:47	Sunny	003181	2.7399	2.7449	11034.35	11035.35	1.00	1.42	1.42	1.42	85	59
17-Jul-12	8:44	Fine	003332	2.7368	2.7442	11059.34	11060.34	1.00	1.38	1.38	1.38	83	90
17-Jul-12	9:48	Fine	003310	2.7857	2.7930	11060.34	11061.34	1.00	1.38	1.38	1.38	83	88
17-Jul-12	10:51	Fine	003308	2.7976	2.8053	11061.34	11062.34	1.00	1.38	1.38	1.38	83	93
23-Jul-12	8:21	Rainy	003396	2.7786	2.7902	11086.34	11087.34	1.00	1.42	1.42	1.42	85	136
23-Jul-12	9:58	Rainy	003398	2.7957	2.8041	11087.34	11088.34	1.00	1.42	1.42	1.42	85	99
23-Jul-12	13:00	Rainy	003327	2.7504	2.7586	11088.34	11089.34	1.00	1.42	1.42	1.42	85	96

Location: CMA3a - CWB PRE Site Office Area

Report on 24-hour TSP monitoring
Action Level (µg/m3) - 171
Limit Level (µg/m3) - 260

Date	Sampling Time	Weather Condition	Filter paper no.	Filter Weight, g		Elapse Time, hr		Sampling Time, hr	Flow Rate, m^3/min			Total Volume, m^3	TSP Level, µg/m^3
				Initial	Final	Initial	Final		Initial, Q_{si}	Final, Q_{sf}	Average		
28-Jun-12	8:00	Fine	002389	2.8090	2.9651	11649.84	11673.83	23.99	1.50	1.49	1.50	2154	72
4-Jul-12	8:00	Sunny	002533	2.7672	2.9067	11676.83	11700.83	24.00	1.47	1.48	1.47	2123	66
11-Jul-12	8:00	Sunny	003214	2.7523	2.8219	11706.71	11730.71	24.00	1.47	1.47	1.47	2122	33
18-Jul-12	8:00	Fine	003371	2.7665	2.8782	11733.70	11757.70	24.00	1.52	1.52	1.52	2189	51
21-Jul-12	8:00	Fine	003334	2.7514	3.0932	11757.70	11781.70	24.00	1.57	1.56	1.57	2254	152

* Due to lack of electricity supply, the 24 hr-TSP was rescheduled form 10 and 16 July 2012 to 11 and 18 July 2012

Report on 1-hour TSP monitoring
Action Level (µg/m3) - 311.3
Limit Level (µg/m3) - 500

Date	Sampling Time	Weather Condition	Filter paper no.	Filter Weight, g		Elapse Time, hr		Sampling Time, hr	Flow Rate, m^3/min			Total Volume, m^3	TSP Level, µg/m^3
				Initial	Final	Initial	Final		Initial, Q_{si}	Final, Q_{sf}	Average		
29-Jun-12	9:42	Fine	002539	2.7680	2.7949	11673.83	11674.83	1.00	1.47	1.47	1.47	88	305
29-Jun-12	10:45	Fine	002537	2.7591	2.7855	11674.83	11675.83	1.00	1.47	1.47	1.47	88	299
29-Jun-12	13:00	Fine	002535	2.7406	2.7669	11675.83	11676.83	1.00	1.47	1.47	1.47	88	298
5-Jul-12	8:08	Cloudy	002475	2.7091	2.7255	11700.83	11701.83	1.00	1.48	1.48	1.48	89	185
5-Jul-12	9:10	Cloudy	002558	2.7537	2.7704	11701.83	11702.83	1.00	1.48	1.48	1.48	89	189
5-Jul-12	13:00	Cloudy	002557	2.7606	2.7763	11702.83	11703.83	1.00	1.48	1.48	1.48	89	177
11-Jul-12	8:40	Sunny	002970	2.7945	2.8001	11703.71	11704.71	1.00	1.47	1.47	1.47	88	63
11-Jul-12	9:46	Sunny	002870	2.7983	2.8041	11704.71	11705.71	1.00	1.47	1.47	1.47	88	66
11-Jul-12	10:53	Sunny	003215	2.7438	2.7481	11705.71	11706.71	1.00	1.47	1.47	1.47	88	49
17-Jul-12	11:00	Fine	003319	2.7624	2.7742	11730.71	11731.70	0.99	1.42	1.42	1.42	85	139
17-Jul-12	13:00	Fine	003322	2.7580	2.7688	11731.70	11732.70	1.00	1.47	1.47	1.47	88	122
17-Jul-12	14:05	Fine	003166	2.7505	2.7626	11732.70	11733.70	1.00	1.47	1.47	1.47	88	137
24-Jul-12	13:05	Fine	002424	2.7323	2.7498	11781.70	11782.70	1.00	1.43	1.43	1.43	86	205
24-Jul-12	14:41	Fine	003351	2.7540	2.7717	11782.70	11783.70	1.00	1.43	1.43	1.43	86	207
24-Jul-12	15:44	Fine	003342	2.7500	2.7673	11783.70	11784.70	1.00	1.43	1.43	1.43	86	202

* Due to adverse weather condition, the 1-hr TSP was rescheduled from 23 July 2012 to 24 July 2012

Location: CMA4a - SPCA

Report on 24-hour TSP monitoring
Action Level (µg/m3) - 171.2
Limit Level (µg/m3) - 260

Date	Sampling Time	Weather Condition	Filter paper no.	Filter Weight, g		Elapse Time, hr		Sampling Time, hr	Flow Rate, m^3/min			Total Volume, m^3	TSP Level, µg/m^3
				Initial	Final	Initial	Final		Initial, Q_{si}	Final, Q_{sf}	Average		
28-Jun-12	8:00	Fine	002543	2.7397	2.8500	15175.14	15199.14	24.00	1.20	1.19	1.19	1720	64
4-Jul-12	8:00	Sunny	002542	2.7523	2.8525	15202.14	15226.14	24.00	1.27	1.27	1.27	1830	55
10-Jul-12	8:00	Sunny	002965	2.7730	2.8285	15229.14	15253.14	24.00	1.22	1.22	1.22	1757	32
16-Jul-12	8:00	Fine	003216	2.7408	2.7974	15256.14	15280.13	23.99	1.19	1.19	1.19	1720	33
21-Jul-12	8:00	Fine	003321	2.7512	3.0092	15283.13	15307.13	24.00	1.22	1.22	1.22	1754	147

Report on 1-hour TSP monitoring
Action Level (µg/m3) - 312.5
Limit Level (µg/m3) - 500

Date	Sampling Time	Weather Condition	Filter paper no.	Filter Weight, g		Elapse Time, hr		Sampling Time, hr	Flow Rate, m^3/min			Total Volume, m^3	TSP Level, µg/m^3
				Initial	Final	Initial	Final		Initial, Q_{si}	Final, Q_{sf}	Average		
29-Jun-12	9:55	Fine	002538	2.7644	2.7832	15199.14	15200.14	1.00	1.17	1.17	1.17	70	268
29-Jun-12	10:59	Fine	002536	2.7573	2.7779	15200.14	15201.14	1.00	1.17	1.17	1.17	70	294
29-Jun-12	13:00	Fine	002534	2.7547	2.7755	15201.14	15202.14	1.00	1.17	1.17	1.17	70	297
5-Jul-12	8:18	Cloudy	002541	2.7430	2.7554	15226.14	15227.14	1.00	1.17	1.17	1.17	70	176
5-Jul-12	9:22	Cloudy	002477	2.7163	2.7270	15227.14	15228.14	1.00	1.17	1.17	1.17	70	152
5-Jul-12	13:00	Cloudy	002553	2.7588	2.7692	15228.14	15229.14	1.00	1.17	1.17	1.17	70	148
11-Jul-12	8:51	Sunny	003217	2.7567	2.7596	15253.14	15254.14	1.00	0.93	0.97	0.95	57	51
11-Jul-12	9:56	Sunny	002869	2.7920	2.7956	15254.14	15255.14	1.00	1.02	1.02	1.02	61	59
11-Jul-12	13:00	Sunny	002871	2.7927	2.7955	15255.14	15256.14	1.00	1.22	1.17	1.19	72	39
17-Jul-12	10:50	Fine	003317	2.7617	2.7672	15280.13	15281.13	1.00	1.22	1.22	1.22	73	75
17-Jul-12	13:00	Fine	003225	2.7512	2.7572	15281.13	15282.13	1.00	1.22	1.22	1.22	73	82
17-Jul-12	14:00	Fine	003320	2.7521	2.7576	15282.13	15283.13	1.00	1.22	1.22	1.22	73	75
24-Jul-12	13:20	Rainy	002425	2.7200	2.7305	15307.13	15308.13	1.00	1.17	1.17	1.17	70	149
24-Jul-12	14:40	Rainy	003290	2.7766	2.7857	15308.13	15309.13	1.00	1.22	1.22	1.22	73	124
24-Jul-12	16:06	Rainy	003292	2.7808	2.7926	15309.13	15310.13	1.00	1.22	1.22	1.22	73	161

* Due to adverse weather condition, the 1-hr TSP was rescheduled from 23 July 2012 to 24 July 2012

Location: CMA5a - Children Garden opposite to Pedestrian Plaza

Report on 24-hour TSP monitoring
Action Level (μg/m3) - 181
Limit Level (μg/m3) - 260

Date	Sampling Time	Weather Condition	Filter paper no.	Filter Weight, g		Elapse Time, hr		Sampling Time, hr	Flow Rate, m^3/min			Total Volume, m^3	TSP Level, μg/m^3
				Initial	Final	Initial	Final		Initial, Q_{si}	Final, Q_{sf}	Average		
28-Jun-12	8:00	Fine	002388	2.8056	2.9412	16164.93	16188.92	23.99	1.46	1.45	1.45	2094	65
5-Jul-12	15:17	Cloudy	003154	2.7632	2.8384	16198.32	16222.32	24.00	1.46	1.46	1.46	2102	36
10-Jul-12	8:00	Cloudy	003270	2.7614	2.8315	16222.32	16246.32	24.00	1.46	1.45	1.46	2097	33
16-Jul-12	8:00	Fine	003143	2.7429	2.8259	16249.32	16273.31	23.99	1.45	1.45	1.45	2094	40
24-Jul-12	8:00	Rainy	003359	2.7620	2.9921	16282.40	16306.41	24.01	1.46	1.46	1.46	2104	109

* Due to lack of electricity supply, the 24 hr-TSP was rescheduled form 4 and 21 July 2012 to 5 and 24 July 2012

Report on 1-hour TSP monitoring
Action Level (μg/m3) - 332
Limit Level (μg/m3) - 500

Date	Sampling Time	Weather Condition	Filter paper no.	Filter Weight, g		Elapse Time, hr		Sampling Time, hr	Flow Rate, m^3/min			Total Volume, m^3	TSP Level, μg/m^3
				Initial	Final	Initial	Final		Initial, Q_{si}	Final, Q_{sf}	Average		
29-Jun-12	9:55	Fine	002442	2.7152	2.7303	16188.92	16189.92	1.00	1.45	1.45	1.45	87	173
29-Jun-12	11:00	Fine	003165	2.7417	2.7573	16189.92	16190.92	1.00	1.45	1.45	1.45	87	179
29-Jun-12	13:00	Fine	003163	2.7532	2.7698	16190.92	16191.92	1.00	1.45	1.45	1.45	87	190
5-Jul-12	8:55	Cloudy	003159	2.7411	2.7507	16195.32	16196.32	1.00	1.46	1.46	1.46	88	110
5-Jul-12	10:45	Cloudy	003142	2.7527	2.7609	16196.32	16197.32	1.00	1.46	1.46	1.46	88	94
5-Jul-12	13:00	Cloudy	003156	2.7480	2.7576	16197.32	16198.32	1.00	1.46	1.46	1.46	88	110
11-Jul-12	8:56	Sunny	003315	2.7558	2.7599	16246.32	16247.32	1.00	1.45	1.45	1.45	87	47
11-Jul-12	9:58	Sunny	003147	2.7741	2.7782	16247.32	16248.32	1.00	1.45	1.45	1.45	87	47
11-Jul-12	11:00	Sunny	003145	2.7751	2.7796	16248.32	16249.32	1.00	1.45	1.45	1.45	87	52
17-Jul-12	13:00	Fine	003305	2.8046	2.8098	16273.31	16274.31	1.00	1.45	1.45	1.45	87	60
17-Jul-12	14:44	Fine	003301	2.7962	2.8014	16274.31	16275.31	1.00	1.45	1.45	1.45	87	60
17-Jul-12	15:50	Fine	003299	2.7920	2.7973	16275.31	16276.31	1.00	1.45	1.45	1.45	87	61
23-Jul-12	10:00	Rainy	003324	2.7466	2.7599	16279.4	16280.4	1.00	1.34	1.34	1.34	80	165
23-Jul-12	13:00	Rainy	003170	2.7561	2.7690	16280.4	16281.4	1.00	1.45	1.45	1.45	87	149
23-Jul-12	16:30	Rainy	003251	2.8009	2.8118	16281.4	16282.4	1.00	1.45	1.45	1.45	87	126

Graphic Presentation of 24 hour TSP Result

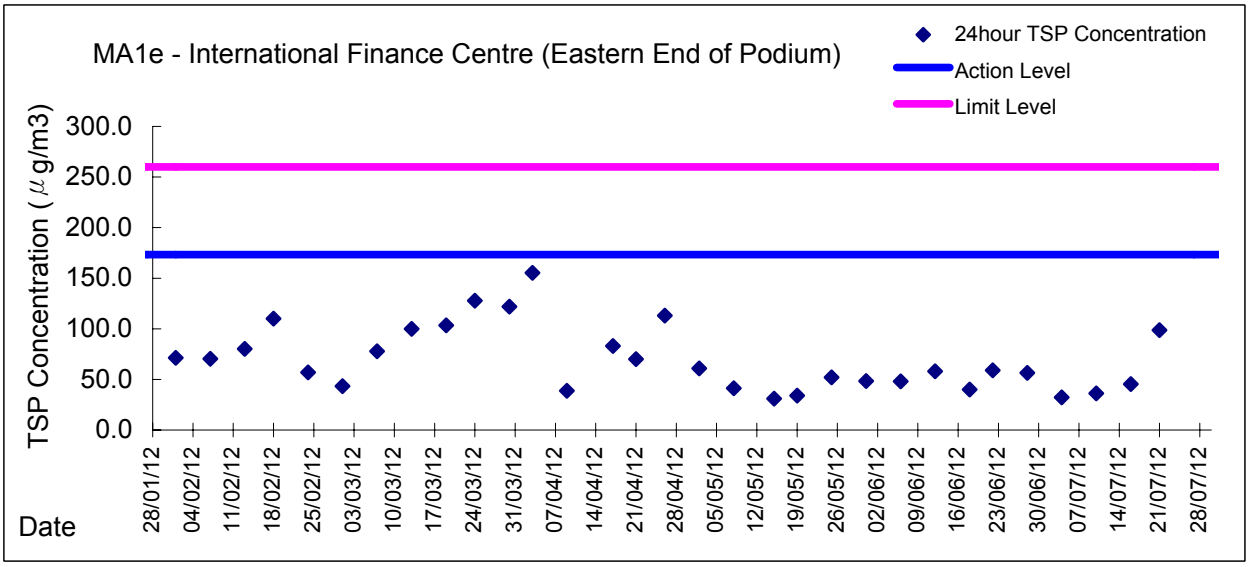

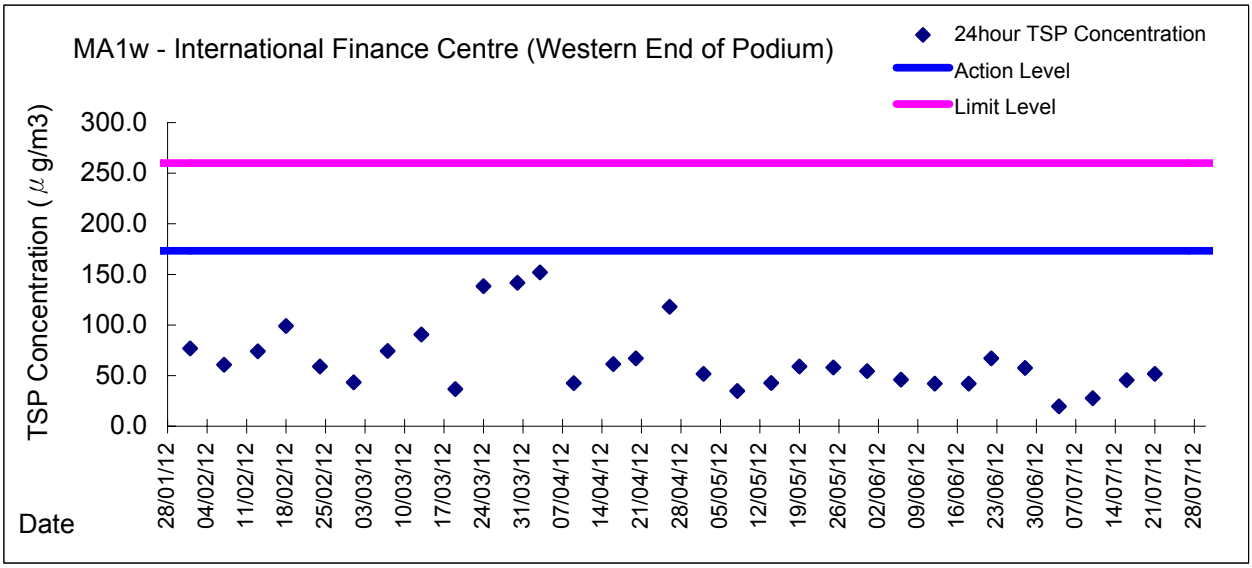

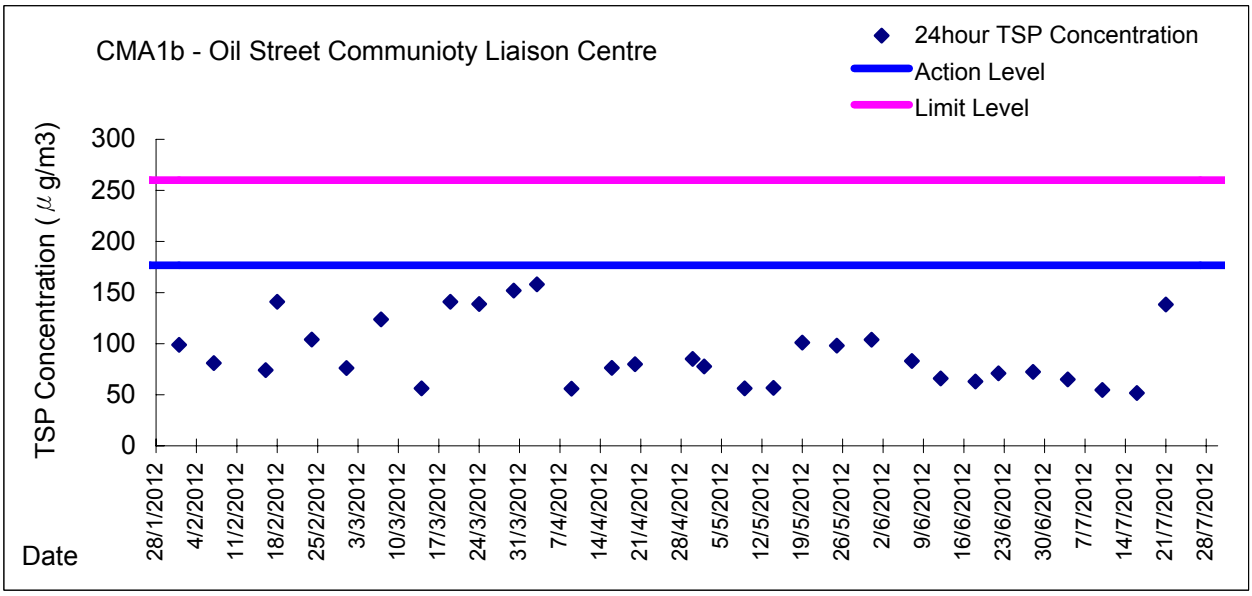

Graphic Presentation of 24 hour TSP Result

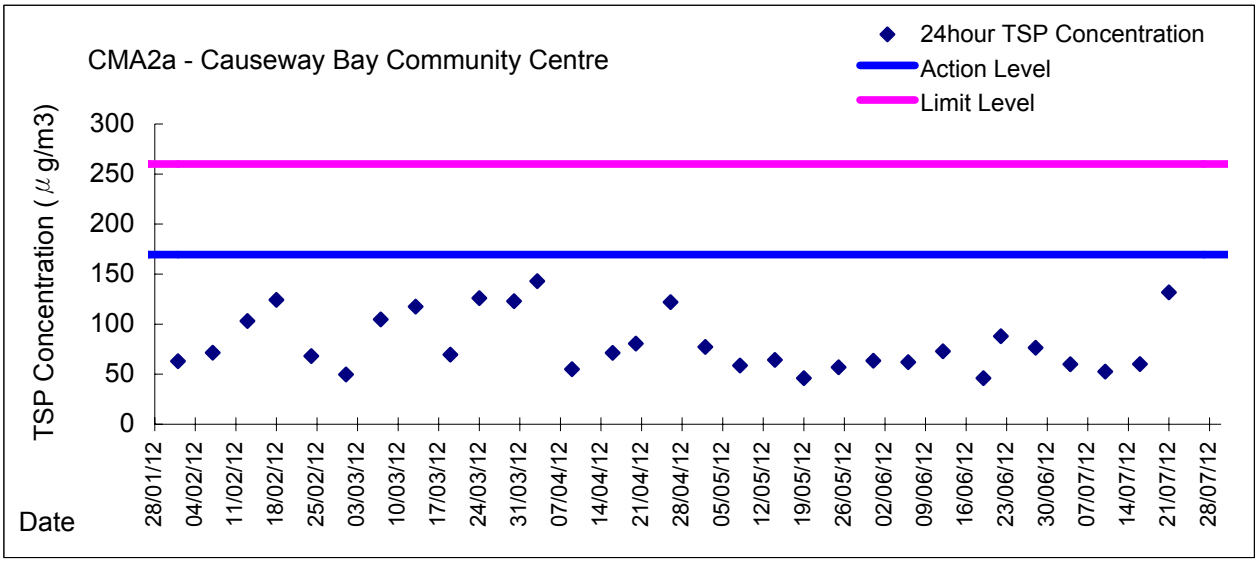

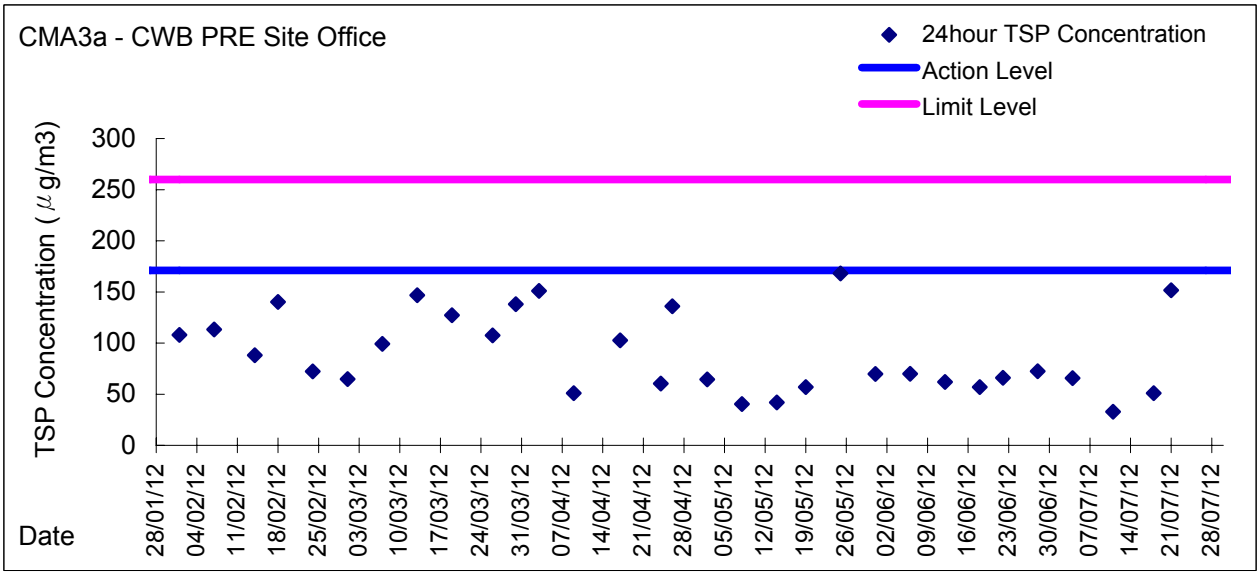

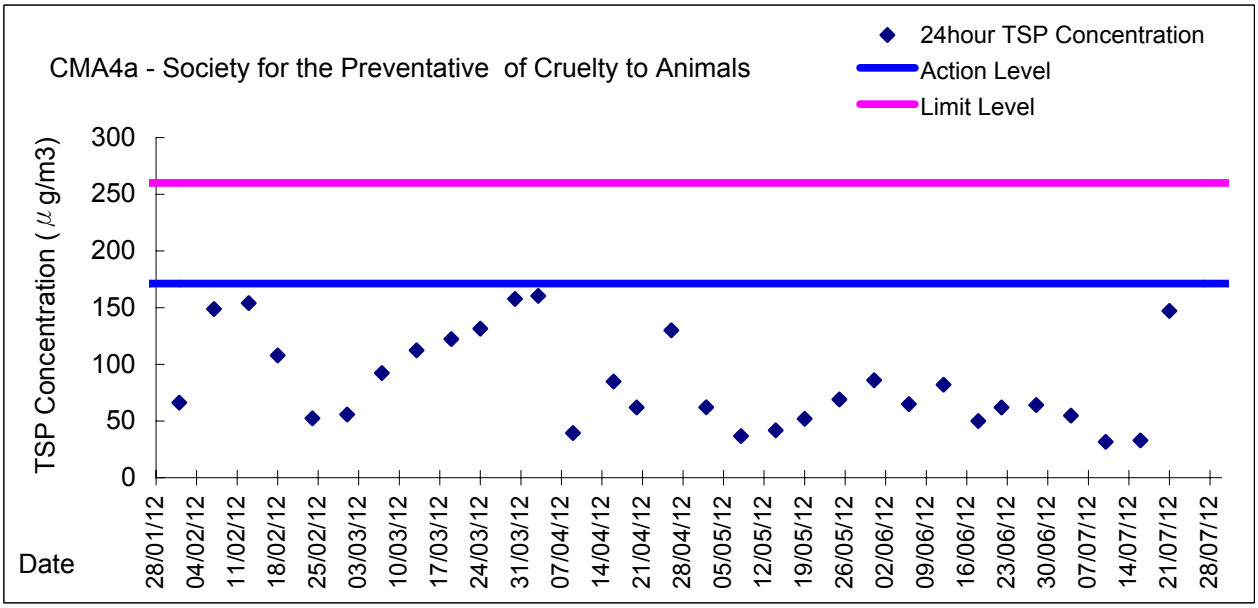

Graphic Presentation of 24 hour TSP Result

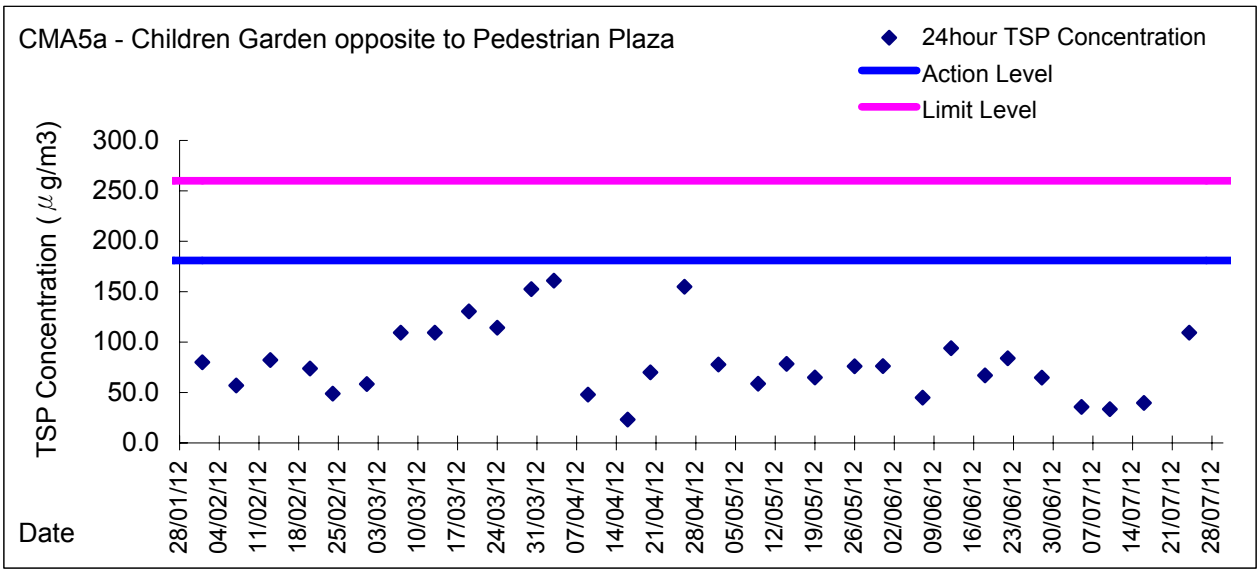

Graphic Presentation of 1 hour TSP Result

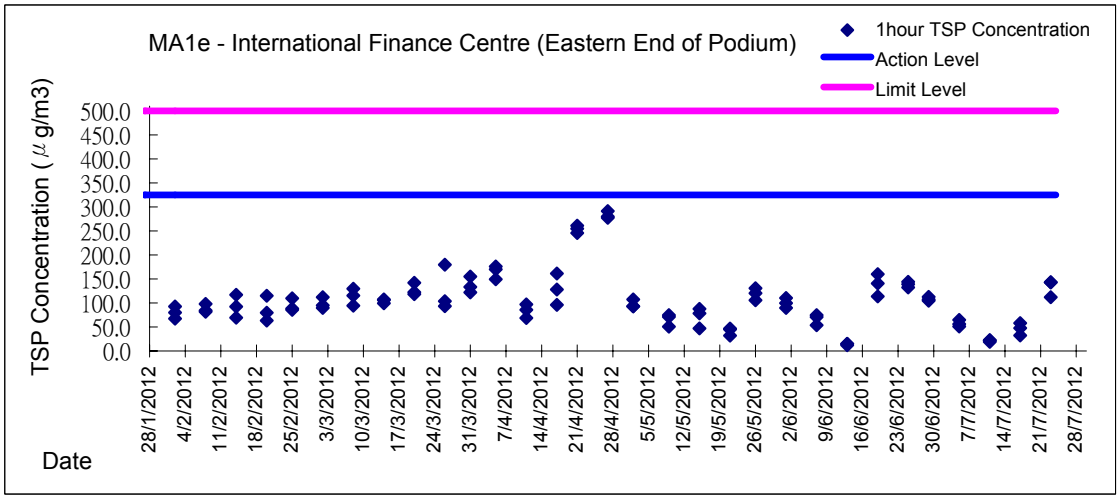

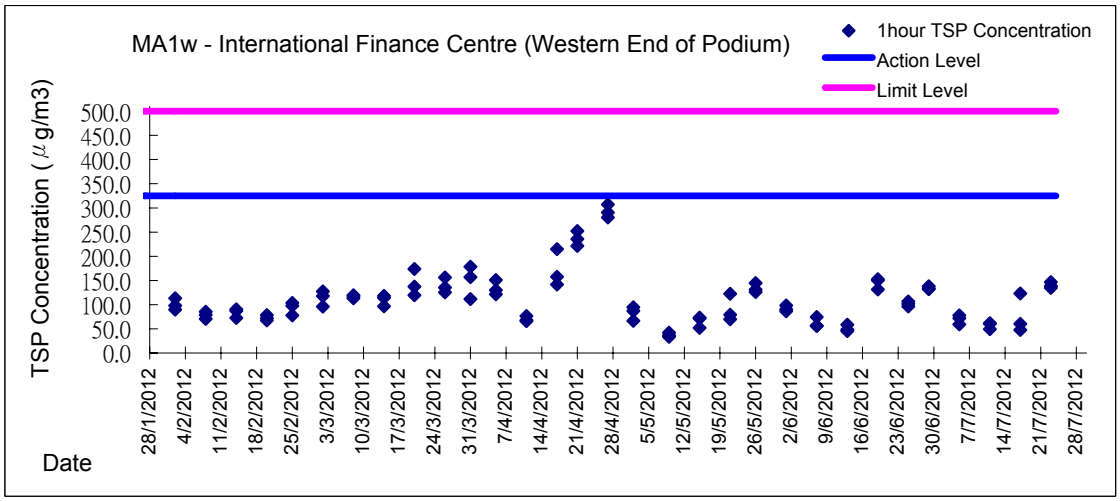

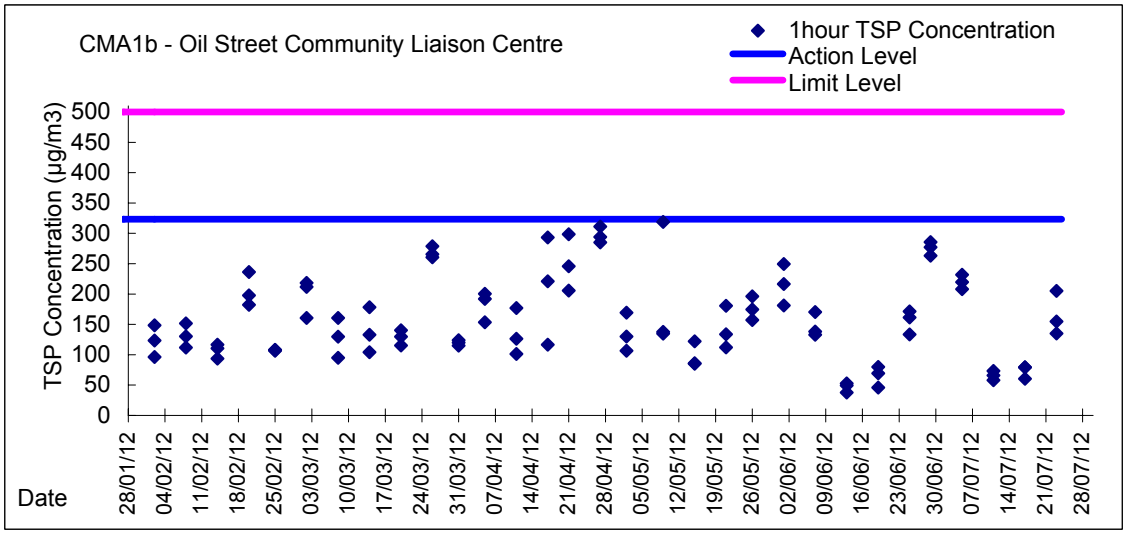

Graphic Presentation of 1 hour TSP Result

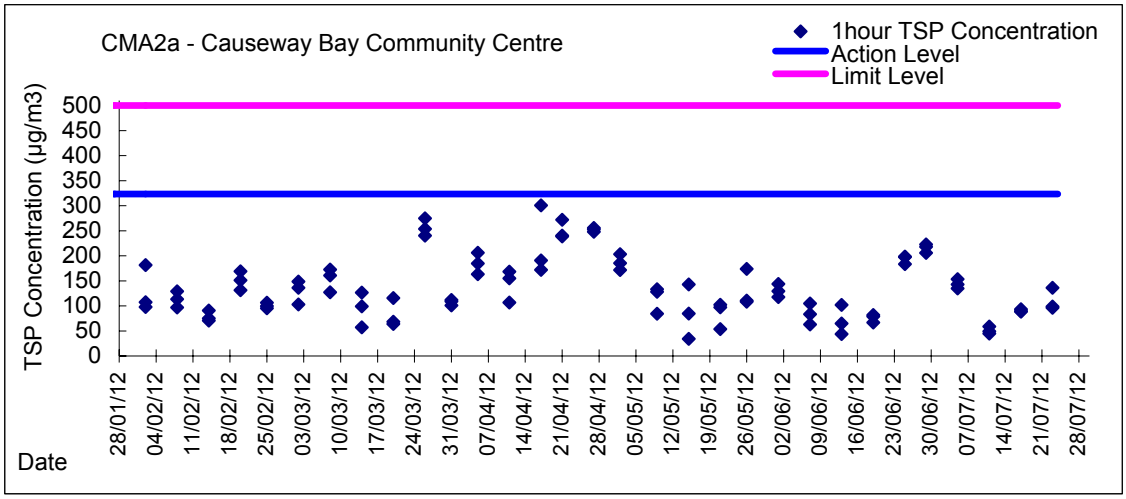

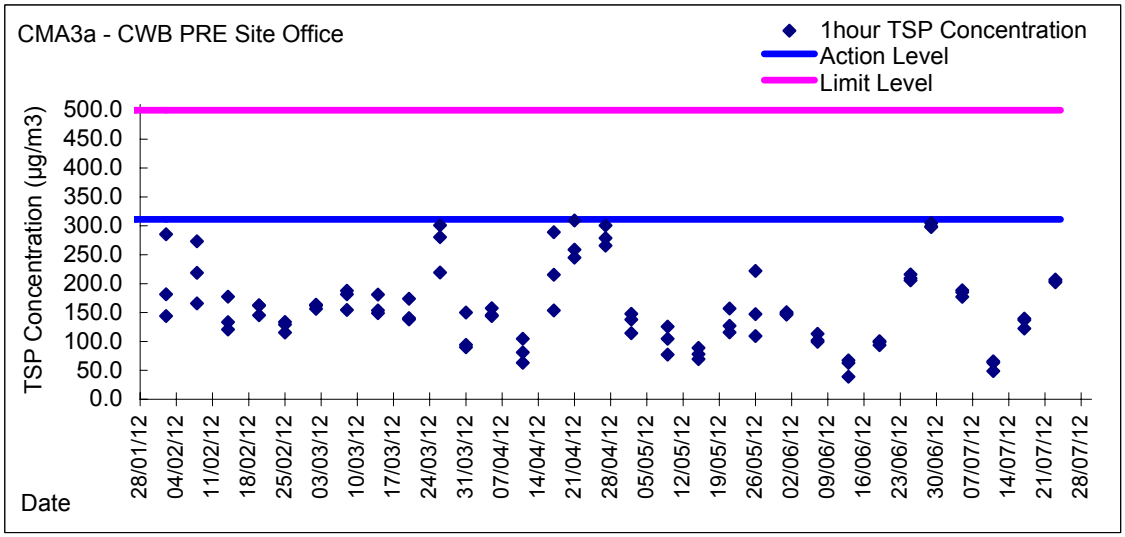

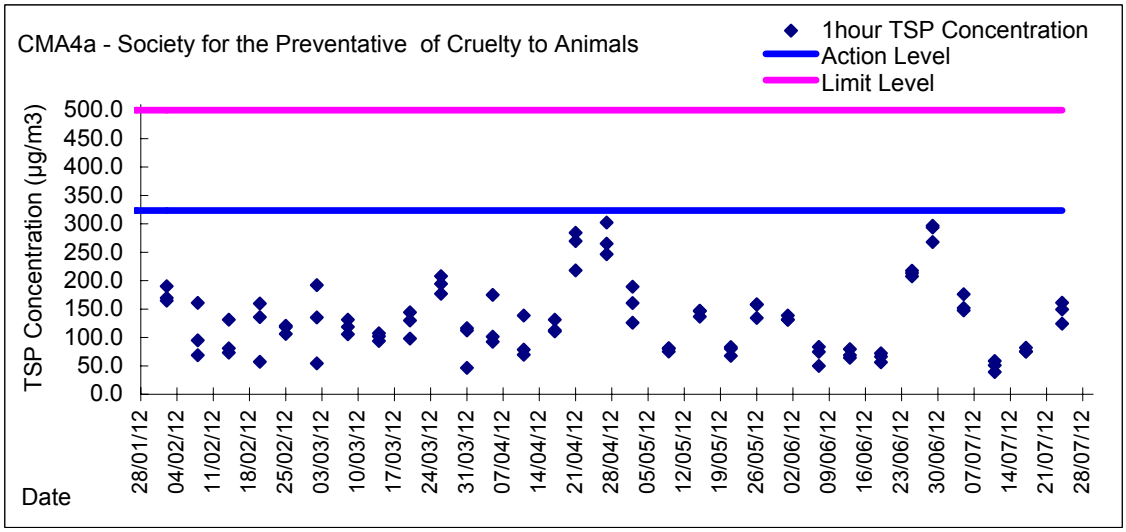

Graphic Presentation of 1 hour TSP Result

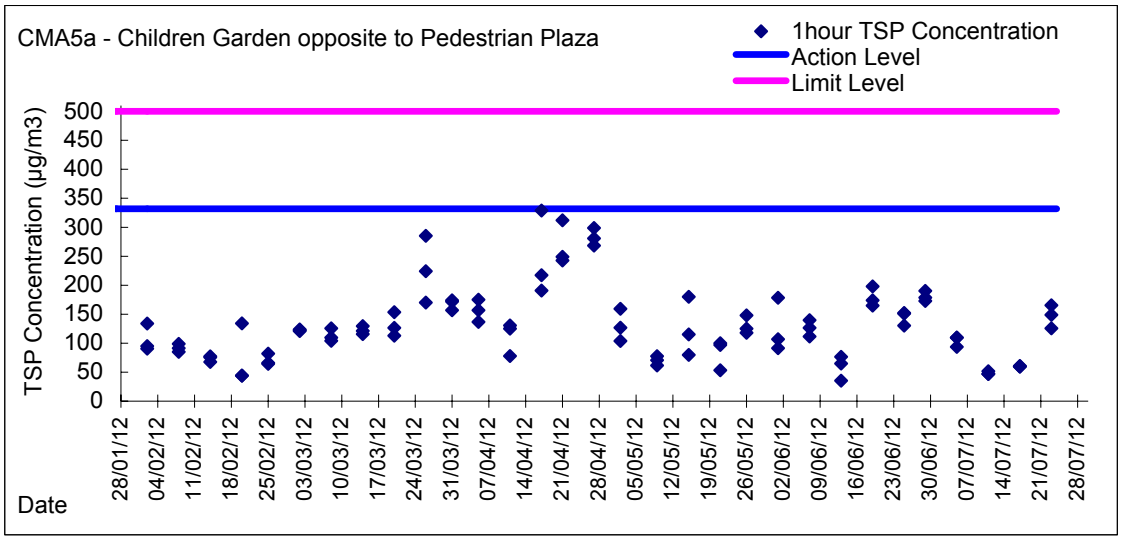

Appendix 5.4

Real Time Noise *Monitoring Results and Graphical Presentations*

Real-time Noise Data RTN1 (FEHD Hong Kong Transport Section Whitefield Depot)

Normal Day 07:00-19:00

28/6/2012 7:01	63.0
28/6/2012 7:31	63.5
28/6/2012 8:01	63.5
28/6/2012 8:31	64.0
28/6/2012 9:01	64.4
28/6/2012 9:31	64.2
28/6/2012 10:01	64.7
28/6/2012 10:31	65.7
28/6/2012 11:01	64.9
28/6/2012 11:31	64.4
28/6/2012 12:01	63.8
28/6/2012 12:31	64.0
28/6/2012 13:01	64.7
28/6/2012 13:31	65.3
28/6/2012 14:01	64.9
28/6/2012 14:31	64.3
28/6/2012 15:01	64.0
28/6/2012 15:31	66.5
28/6/2012 16:01	69.1
28/6/2012 16:31	60.3
28/6/2012 17:01	69.6
28/6/2012 17:31	67.9
28/6/2012 18:01	65.8
28/6/2012 18:31	64.6
29/6/2012 7:01	64.6
29/6/2012 7:31	65.1
29/6/2012 8:01	65.4
29/6/2012 8:31	71.5
29/6/2012 9:01	69.2
29/6/2012 9:31	67.7
29/6/2012 10:01	68.9
29/6/2012 10:31	70.5
29/6/2012 11:01	71.2
29/6/2012 11:31	69.2
29/6/2012 12:01	64.8
29/6/2012 12:31	66.3
29/6/2012 13:01	69.2
29/6/2012 13:31	71.0
29/6/2012 14:01	71.4
29/6/2012 14:31	69.6
29/6/2012 15:01	67.8
29/6/2012 15:31	71.6
29/6/2012 16:01	71.1
29/6/2012 16:31	70.1
29/6/2012 17:01	70.3
29/6/2012 17:31	65.3
29/6/2012 18:01	65.2
29/6/2012 18:31	64.8
30/6/2012 7:01	65.3
30/6/2012 7:31	65.8
30/6/2012 8:01	66.7
30/6/2012 8:31	67.1
30/6/2012 9:01	68.3
30/6/2012 9:31	71.1
30/6/2012 10:01	72.4
30/6/2012 10:31	69.4
30/6/2012 11:01	68.9
30/6/2012 11:31	66.9
30/6/2012 12:01	65.7
30/6/2012 12:31	64.2
30/6/2012 13:01	64.9
30/6/2012 13:31	72.6
30/6/2012 14:01	67.0
30/6/2012 14:31	69.0
30/6/2012 15:01	68.2
30/6/2012 15:31	67.7
30/6/2012 16:01	66.9
30/6/2012 16:31	68.1
30/6/2012 17:01	67.8
30/6/2012 17:31	66.3
30/6/2012 18:01	65.6
30/6/2012 18:31	64.8
3/7/2012 7:01	65.0
3/7/2012 7:31	66.4
3/7/2012 8:01	67.7
3/7/2012 8:31	68.7
3/7/2012 9:01	69.7
3/7/2012 9:31	70.9
3/7/2012 10:01	68.6
3/7/2012 10:31	69.9
3/7/2012 11:01	71.0
3/7/2012 11:31	66.5
3/7/2012 12:01	65.2
3/7/2012 12:31	64.9
3/7/2012 13:01	67.5
3/7/2012 13:31	69.5
3/7/2012 14:01	69.2
3/7/2012 14:31	69.3
3/7/2012 15:01	66.8
3/7/2012 15:31	66.7
3/7/2012 16:01	69.5
3/7/2012 16:31	68.9
3/7/2012 17:01	71.4
3/7/2012 17:31	67.5
3/7/2012 18:01	66.2
3/7/2012 18:31	65.5
4/7/2012 7:01	65.0
4/7/2012 7:31	66.2
4/7/2012 8:01	66.9
4/7/2012 8:31	69.3
4/7/2012 9:01	69.2
4/7/2012 9:31	69.9
4/7/2012 10:01	68.1
4/7/2012 10:31	72.0
4/7/2012 11:01	72.0
4/7/2012 11:31	70.5
4/7/2012 12:01	65.9
4/7/2012 12:31	64.9
4/7/2012 13:01	69.3
4/7/2012 13:31	68.2
4/7/2012 14:01	68.1
4/7/2012 14:31	71.7
4/7/2012 15:01	70.7
4/7/2012 15:31	68.3
4/7/2012 16:01	67.8
4/7/2012 16:31	70.6
4/7/2012 17:01	71.0
4/7/2012 17:31	67.0
4/7/2012 18:01	66.1
4/7/2012 18:31	65.8
5/7/2012 7:01	64.9
5/7/2012 7:31	66.0
5/7/2012 8:01	66.4
5/7/2012 8:31	66.7
5/7/2012 9:01	67.2
5/7/2012 9:31	67.0
5/7/2012 10:01	67.4
5/7/2012 10:31	67.6
5/7/2012 11:01	70.6
5/7/2012 11:31	66.9
5/7/2012 12:01	64.8
5/7/2012 12:31	64.7
5/7/2012 13:01	66.5
5/7/2012 13:31	67.2
5/7/2012 14:01	67.4
5/7/2012 14:31	66.6
5/7/2012 15:01	66.1
5/7/2012 15:31	65.6
5/7/2012 16:01	67.0
5/7/2012 16:31	66.9
5/7/2012 17:01	67.6
5/7/2012 17:31	66.5
5/7/2012 18:01	65.1
5/7/2012 18:31	64.9
6/7/2012 7:01	63.9
6/7/2012 7:31	64.4
6/7/2012 8:01	64.6
6/7/2012 8:31	65.6
6/7/2012 9:01	65.6
6/7/2012 9:31	65.3
6/7/2012 10:01	66.3
6/7/2012 10:31	66.1
6/7/2012 11:01	65.8
6/7/2012 11:31	64.0
6/7/2012 12:01	61.9
6/7/2012 12:31	62.7
6/7/2012 13:01	66.0
6/7/2012 13:31	65.5
6/7/2012 14:01	64.6
6/7/2012 14:31	72.1
6/7/2012 15:01	66.2
6/7/2012 15:31	66.5
6/7/2012 16:01	67.0
6/7/2012 16:31	66.7
6/7/2012 17:01	66.6
6/7/2012 17:31	65.7
6/7/2012 18:01	64.2
6/7/2012 18:31	65.0
7/7/2012 7:01	64.6
7/7/2012 7:31	66.5
7/7/2012 8:01	65.6
7/7/2012 8:31	68.9
7/7/2012 9:01	68.1
7/7/2012 9:31	66.6
7/7/2012 10:01	68.5
7/7/2012 10:31	69.2
7/7/2012 11:01	69.9
7/7/2012 11:31	65.7
7/7/2012 12:01	64.9
7/7/2012 12:31	64.1
7/7/2012 13:01	67.2
7/7/2012 13:31	69.6
7/7/2012 14:01	69.8
7/7/2012 14:31	69.2
7/7/2012 15:01	69.8
7/7/2012 15:31	66.2
7/7/2012 16:01	66.4
7/7/2012 16:31	66.4
7/7/2012 17:01	67.2
7/7/2012 17:31	66.2
7/7/2012 18:01	64.4
7/7/2012 18:31	64.2
9/7/2012 7:01	61.5
9/7/2012 7:31	62.9
9/7/2012 8:01	62.1
9/7/2012 8:31	62.7
9/7/2012 9:01	63.2
9/7/2012 9:31	63.1
9/7/2012 10:01	62.9
9/7/2012 10:31	63.3
9/7/2012 11:01	63.1
9/7/2012 11:31	63.0
9/7/2012 12:01	63.0
9/7/2012 12:31	63.5
9/7/2012 13:01	63.8
9/7/2012 13:31	63.2
9/7/2012 14:01	63.5
9/7/2012 14:31	63.3
9/7/2012 15:01	63.0
9/7/2012 15:31	63.7
9/7/2012 16:01	63.3
9/7/2012 16:31	63.6
9/7/2012 17:01	63.1
9/7/2012 17:31	63.3
9/7/2012 18:01	63.5
9/7/2012 18:31	63.0
10/7/2012 7:01	63.2
10/7/2012 7:31	64.4
10/7/2012 8:01	64.6
10/7/2012 8:31	64.9
10/7/2012 9:01	68.8
10/7/2012 9:31	70.1
10/7/2012 10:01	69.3
10/7/2012 10:31	68.0
10/7/2012 11:01	69.2
10/7/2012 11:31	70.6
10/7/2012 12:01	71.3
10/7/2012 12:31	68.2
10/7/2012 13:01	64.8
10/7/2012 13:31	66.6
10/7/2012 14:01	70.3
10/7/2012 14:31	71.0
10/7/2012 15:01	71.1
10/7/2012 15:31	69.1
10/7/2012 16:01	67.8
10/7/2012 16:31	68.8
10/7/2012 17:01	66.7
10/7/2012 17:31	65.9
10/7/2012 18:01	64.7
10/7/2012 18:31	63.9
11/7/2012 7:01	64.6
11/7/2012 7:31	64.4
11/7/2012 8:01	64.9
11/7/2012 8:31	67.6
11/7/2012 9:01	67.0
11/7/2012 9:31	68.9
11/7/2012 10:01	70.5
11/7/2012 10:31	70.6
11/7/2012 11:01	70.3
11/7/2012 11:31	70.3
11/7/2012 12:01	67.5
11/7/2012 12:31	68.5
11/7/2012 13:01	69.1
11/7/2012 13:31	71.0
11/7/2012 14:01	70.8
11/7/2012 14:31	68.9
11/7/2012 15:01	67.2
11/7/2012 15:31	68.5
11/7/2012 16:01	68.5
11/7/2012 16:31	65.0
11/7/2012 17:01	65.0
11/7/2012 17:31	66.4
11/7/2012 18:01	69.9
11/7/2012 18:31	69.2
12/7/2012 7:01	59.3
12/7/2012 7:31	58.5
12/7/2012 8:01	58.9
12/7/2012 8:31	59.0
12/7/2012 9:01	58.3
12/7/2012 9:31	59.5
12/7/2012 10:01	60.5
12/7/2012 10:31	61.7
12/7/2012 11:01	63.6
12/7/2012 11:31	65.0
12/7/2012 12:01	66.1
12/7/2012 12:31	65.6
12/7/2012 13:01	67.9
12/7/2012 13:31	67.7
12/7/2012 14:01	67.7
12/7/2012 14:31	69.9
12/7/2012 15:01	67.9
12/7/2012 15:31	68.0
12/7/2012 16:01	67.4
12/7/2012 16:31	65.7
12/7/2012 17:01	65.3
12/7/2012 17:31	67.8
12/7/2012 18:01	70.8
12/7/2012 18:31	70.1
13/7/2012 7:01	59.3
13/7/2012 7:31	59.1
13/7/2012 8:01	59.5
13/7/2012 8:31	58.7
13/7/2012 9:01	59.2
13/7/2012 9:31	59.8
13/7/2012 10:01	60.8
13/7/2012 10:31	62.7
13/7/2012 11:01	63.7
13/7/2012 11:31	65.0
13/7/2012 12:01	66.4
13/7/2012 12:31	65.6
13/7/2012 13:01	68.4
13/7/2012 13:31	69.0
13/7/2012 14:01	69.2
13/7/2012 14:31	70.0
13/7/2012 15:01	68.6
13/7/2012 15:31	68.2
13/7/2012 16:01	67.8
13/7/2012 16:31	67.1
13/7/2012 17:01	66.4
13/7/2012 17:31	67.0
13/7/2012 18:01	68.2
13/7/2012 18:31	67.2
14/7/2012 7:01	60.3
14/7/2012 7:31	59.5
14/7/2012 8:01	59.5
14/7/2012 8:31	59.3
14/7/2012 9:01	59.1
14/7/2012 9:31	59.7
14/7/2012 10:01	60.8
14/7/2012 10:31	61.9
14/7/2012 11:01	63.7
14/7/2012 11:31	64.8
14/7/2012 12:01	66.0
14/7/2012 12:31	65.5
14/7/2012 13:01	66.5
14/7/2012 13:31	68.8
14/7/2012 14:01	67.4
14/7/2012 14:31	67.7
14/7/2012 15:01	68.4
14/7/2012 15:31	67.9
14/7/2012 16:01	66.8
14/7/2012 16:31	65.9
14/7/2012 17:01	65.4
14/7/2012 17:31	66.3
14/7/2012 18:01	66.9
14/7/2012 18:31	67.6
16/7/2012 7:01	61.4
16/7/2012 7:31	60.8
16/7/2012 8:01	61.0
16/7/2012 8:31	60.7
16/7/2012 9:01	59.9
16/7/2012 9:31	60.9
16/7/2012 10:01	60.9
16/7/2012 10:31	62.2
16/7/2012 11:01	63.4
16/7/2012 11:31	63.9
16/7/2012 12:01	65.3
16/7/2012 12:31	66.5
16/7/2012 13:01	68.1
16/7/2012 13:31	69.6
16/7/2012 14:01	69.5
16/7/2012 14:31	67.3
16/7/2012 15:01	68.3
16/7/2012 15:31	67.5
16/7/2012 16:01	68.4
16/7/2012 16:31	65.5
16/7/2012 17:01	65.3
16/7/2012 17:31	66.0
16/7/2012 18:01	67.9
16/7/2012 18:31	68.4
17/7/2012 7:01	61.1
17/7/2012 7:31	60.1
17/7/2012 8:01	60.3
17/7/2012 8:31	60.1
17/7/2012 9:01	60.4
17/7/2012 9:31	60.5
17/7/2012 10:01	61.0
17/7/2012 10:31	61.8
17/7/2012 11:01	62.9
17/7/2012 11:31	62.6
17/7/2012 12:01	65.4
17/7/2012 12:31	65.3
17/7/2012 13:01	68.6
17/7/2012 13:31	69.6
17/7/2012 14:01	69.0
17/7/2012 14:31	70.1
17/7/2012 15:01	69.7
17/7/2012 15:31	70.0
17/7/2012 16:01	70.6
17/7/2012 16:31	69.9
17/7/2012 17:01	69.6
17/7/2012 17:31	68.9
17/7/2012 18:01	68.8
17/7/2012 18:31	67.2
18/7/2012 7:01	65.7
18/7/2012 7:31	67.7
18/7/2012 8:01	68.7
18/7/2012 8:31	69.4
18/7/2012 9:01	69.3
18/7/2012 9:31	68.9
18/7/2012 10:01	69.7
18/7/2012 10:31	70.2
18/7/2012 11:01	70.9
18/7/2012 11:31	69.0
18/7/2012 12:01	65.6
18/7/2012 12:31	65.5
18/7/2012 13:01	69.0
18/7/2012 13:31	69.7
18/7/2012 14:01	70.5
18/7/2012 14:31	69.8
18/7/2012 15:01	69.3
18/7/2012 15:31	69.5
18/7/2012 16:01	68.8
18/7/2012 16:31	68.3
18/7/2012 17:01	68.4
18/7/2012 17:31	69.6
18/7/2012 18:01	67.8
18/7/2012 18:31	65.0
19/7/2012 7:01	63.6
19/7/2012 7:31	65.0
19/7/2012 8:01	66.1
19/7/2012 8:31	66.2
19/7/2012 9:01	65.0
19/7/2012 9:31	64.5
19/7/2012 10:01	65.0
19/7/2012 10:31	67.4
19/7/2012 11:01	70.0
19/7/2012 11:31	67.1
19/7/2012 12:01	64.6
19/7/2012 12:31	66.0
19/7/2012 13:01	69.7
19/7/2012 13:31	70.3
19/7/2012 14:01	70.1
19/7/2012 14:31	69.3
19/7/2012 15:01	69.1
19/7/2012 15:31	69.0
19/7/2012 16:01	69.3
19/7/2012 16:31	69.9
19/7/2012 17:01	69.2
19/7/2012 17:31	68.1
19/7/2012 18:01	69.0
19/7/2012 18:31	65.7
20/7/2012 7:01	64.9
20/7/2012 7:31	67.9
20/7/2012 8:01	68.1
20/7/2012 8:31	69.5
20/7/2012 9:01	68.6
20/7/2012 9:31	68.0
20/7/2012 10:01	67.9
20/7/2012 10:31	68.1
20/7/2012 11:01	68.0
20/7/2012 11:31	65.8
20/7/2012 12:01	64.6
20/7/2012 12:31	65.1
20/7/2012 13:01	68.2
20/7/2012 13:31	67.7
20/7/2012 14:01	67.9
20/7/2012 14:31	67.4
20/7/2012 15:01	66.8
20/7/2012 15:31	67.4
20/7/2012 16:01	68.3
20/7/2012 16:31	67.6
20/7/2012 17:01	67.8
20/7/2012 17:31	67.6
20/7/2012 18:01	67.0
20/7/2012 18:31	63.1
21/7/2012 7:01	65.0
21/7/2012 7:31	66.5
21/7/2012 8:01	69.0
21/7/2012 8:31	69.3
21/7/2012 9:01	69.6
21/7/2012 9:31	68.8
21/7/2012 10:01	67.0
21/7/2012 10:31	65.6
21/7/2012 11:01	66.5
21/7/2012 11:31	65.7
21/7/2012 12:01	63.8
21/7/2012 12:31	63.9
21/7/2012 13:01	66.4
21/7/2012 13:31	66.7
21/7/2012 14:01	63.1
21/7/2012 14:31	63.3
21/7/2012 15:01	63.6
21/7/2012 15:31	65.3
21/7/2012 16:01	64.9
21/7/2012 16:31	64.8
21/7/2012 17:01	64.9
21/7/2012 17:31	65.0
21/7/2012 18:01	64.0
21/7/2012 18:31	64.0
23/7/2012 7:01	60.9
23/7/2012 7:31	61.3
23/7/2012 8:01	62.8
23/7/2012 8:31	63.6
23/7/2012 9:01	64.6
23/7/2012 9:31	64.2
23/7/2012 10:01	64.1
23/7/2012 10:31	65.6
23/7/2012 11:01	65.9
23/7/2012 11:31	67.7
23/7/2012 12:01	70.4
23/7/2012 12:31	70.5
23/7/2012 13:01	70.0
23/7/2012 13:31	69.0
23/7/2012 14:01	66.6
23/7/2012 14:31	65.7
23/7/2012 15:01	66.1
23/7/2012 15:31	65.5
23/7/2012 16:01	66.5
23/7/2012 16:31	67.7
23/7/2012 17:01	67.3
23/7/2012 17:31	67.2
23/7/2012 18:01	66.4
23/7/2012 18:31	65.8
24/7/2012 7:01	62.4
24/7/2012 7:31	61.6
24/7/2012 8:01	62.6
24/7/2012 8:31	64.6
24/7/2012 9:01	65.8
24/7/2012 9:31	64.8
24/7/2012 10:01	67.3
24/7/2012 10:31	67.3
24/7/2012 11:01	67.4
24/7/2012 11:31	65.7
24/7/2012 12:01	63.7
24/7/2012 12:31	70.5
24/7/2012 13:01	71.1
24/7/2012 13:31	72.2
24/7/2012 14:01	68.6
24/7/2012 14:31	70.7
24/7/2012 15:01	70.7
24/7/2012 15:31	68.3
24/7/2012 16:01	66.6
24/7/2012 16:31	68.3
24/7/2012 17:01	67.7
24/7/2012 17:31	64.8
24/7/2012 18:01	63.9
24/7/2012 18:31	63.8
25/7/2012 7:01	65.3
25/7/2012 7:31	65.1
25/7/2012 8:01	67.5
25/7/2012 8:31	69.3
25/7/2012 9:01	69.3
25/7/2012 9:31	69.1
25/7/2012 10:01	70.4
25/7/2012 10:31	70.2
25/7/2012 11:01	71.7
25/7/2012 11:31	71.1
25/7/2012 12:01	67.8
25/7/2012 12:31	67.3
25/7/2012 13:01	66.8
25/7/2012 13:31	68.0
25/7/2012 14:01	66.6
25/7/2012 14:31	68.8
25/7/2012 15:01	68.8
25/7/2012 15:31	68.2
25/7/2012 16:01	68.8
25/7/2012 16:31	68.8
25/7/2012 17:01	68.3
25/7/2012 17:31	68.5
25/7/2012 18:01	69.5
25/7/2012 18:31	70.7
26/7/2012 7:01	65.0
26/7/2012 7:31	68.3
26/7/2012 8:01	68.4
26/7/2012 8:31	69.6
26/7/2012 9:01	70.9
26/7/2012 9:31	70.9
26/7/2012 10:01	71.8
26/7/2012 10:31	63.3
26/7/2012 11:01	60.4
26/7/2012 11:31	67.4
26/7/2012 12:01	65.2
26/7/2012 12:31	67.7
26/7/2012 13:01	72.4
26/7/2012 13:31	72.6
26/7/2012 14:01	72.2
26/7/2012 14:31	70.1
26/7/2012 15:01	70.6
26/7/2012 15:31	69.8
26/7/2012 16:01	68.8
26/7/2012 16:31	68.9
26/7/2012 17:01	69.0
26/7/2012 17:31	69.1
26/7/2012 18:01	68.0
26/7/2012 18:31	65.9
27/7/2012 7:01	65.9
27/7/2012 7:31	67.7
27/7/2012 8:01	69.1
27/7/2012 8:31	68.7
27/7/2012 9:01	68.9
27/7/2012 9:31	69.3
27/7/2012 10:01	69.4
27/7/2012 10:31	69.0
27/7/2012 11:01	69.9
27/7/2012 11:31	68.5
27/7/2012 12:01	66.4
27/7/2012 12:31	66.3
27/7/2012 13:01	69.1
27/7/2012 13:31	69.2
27/7/2012 14:01	68.8
27/7/2012 14:31	69.2
27/7/2012 15:01	68.9
27/7/2012 15:31	67.4
27/7/2012 16:01	69.0
27/7/2012 16:31	69.2
27/7/2012 17:01	70.1
27/7/2012 17:31	68.3
27/7/2012 18:01	66.9
27/7/2012 18:31	64.7

Normal Day 19:00-23:00, Sunday & Holiday 07:00-23:00

28/6/2012 19:01	64.2
28/6/2012 19:06	64.2
28/6/2012 19:11	63.9
28/6/2012 19:16	63.3
28/6/2012 19:21	61.9
28/6/2012 19:26	62.3
28/6/2012 19:31	62.0
28/6/2012 19:36	62.3
28/6/2012 19:41	63.8
28/6/2012 19:46	63.9
28/6/2012 19:51	64.4
28/6/2012 19:56	64.0
28/6/2012 20:01	65.5
28/6/2012 20:06	65.3
28/6/2012 20:11	65.6
28/6/2012 20:16	65.7
28/6/2012 20:21	65.1
28/6/2012 20:26	65.9
28/6/2012 20:31	65.8
28/6/2012 20:36	65.8
28/6/2012 20:41	65.3
28/6/2012 20:46	65.9
28/6/2012 20:51	65.0
28/6/2012 20:56	65.3
28/6/2012 21:01	65.7
28/6/2012 21:06	64.9
28/6/2012 21:11	64.9
28/6/2012 21:16	64.8
28/6/2012 21:21	65.2
28/6/2012 21:26	65.1
28/6/2012 21:31	65.5
28/6/2012 21:36	64.9
28/6/2012 21:41	64.7
28/6/2012 21:46	64.4
28/6/2012 21:51	65.4
28/6/2012 21:56	64.8
28/6/2012 22:01	64.7
28/6/2012 22:06	64.2
28/6/2012 22:11	65.2
28/6/2012 22:16	64.5
28/6/2012 22:21	64.9
28/6/2012 22:26	63.9
28/6/2012 22:31	64.3
28/6/2012 22:36	64.7
28/6/2012 22:41	63.4
28/6/2012 22:46	64.2
28/6/2012 22:51	64.2
28/6/2012 22:56	63.7
29/6/2012 19:01	64.0
29/6/2012 19:06	64.8
29/6/2012 19:11	63.8
29/6/2012 19:16	64.1
29/6/2012 19:21	64.3
29/6/2012 19:26	64.3

Real-time Noise Data RTN1 (FEHD Hong Kong Transport Section Whitefield Depot)

29/6/2012 19:31	63.6	1/7/2012 8:41	64.2	1/7/2012 17:51	64.7	2/7/2012 10:01	64.0	2/7/2012 19:11	63.9	4/7/2012 20:21	64.4
29/6/2012 19:36	64.0	1/7/2012 8:46	64.7	1/7/2012 17:56	64.0	2/7/2012 10:06	63.9	2/7/2012 19:16	63.6	4/7/2012 20:26	64.5
29/6/2012 19:41	64.0	1/7/2012 8:51	64.6	1/7/2012 18:01	64.2	2/7/2012 10:11	63.7	2/7/2012 19:21	63.7	4/7/2012 20:31	64.0
29/6/2012 19:46	63.8	1/7/2012 8:56	64.5	1/7/2012 18:06	64.0	2/7/2012 10:16	63.9	2/7/2012 19:26	63.8	4/7/2012 20:36	64.1
29/6/2012 19:51	64.6	1/7/2012 9:01	64.5	1/7/2012 18:11	64.3	2/7/2012 10:21	64.5	2/7/2012 19:31	63.7	4/7/2012 20:41	65.1
29/6/2012 19:56	65.6	1/7/2012 9:06	64.5	1/7/2012 18:16	64.6	2/7/2012 10:26	63.7	2/7/2012 19:36	63.8	4/7/2012 20:46	63.8
29/6/2012 20:01	65.5	1/7/2012 9:11	64.8	1/7/2012 18:21	63.8	2/7/2012 10:31	65.4	2/7/2012 19:41	63.1	4/7/2012 20:51	63.9
29/6/2012 20:06	65.4	1/7/2012 9:16	64.8	1/7/2012 18:26	64.3	2/7/2012 10:36	64.9	2/7/2012 19:46	64.0	4/7/2012 20:56	64.2
29/6/2012 20:11	66.0	1/7/2012 9:21	64.7	1/7/2012 18:31	64.5	2/7/2012 10:41	64.1	2/7/2012 19:51	63.7	4/7/2012 21:01	64.2
29/6/2012 20:16	65.1	1/7/2012 9:26	64.8	1/7/2012 18:36	64.3	2/7/2012 10:46	64.3	2/7/2012 19:56	63.7	4/7/2012 21:06	63.8
29/6/2012 20:21	65.9	1/7/2012 9:31	64.3	1/7/2012 18:41	64.2	2/7/2012 10:51	64.3	2/7/2012 20:01	63.8	4/7/2012 21:11	64.1
29/6/2012 20:26	65.5	1/7/2012 9:36	64.2	1/7/2012 18:46	64.4	2/7/2012 10:56	64.1	2/7/2012 20:06	63.7	4/7/2012 21:16	63.4
29/6/2012 20:31	65.2	1/7/2012 9:41	64.1	1/7/2012 18:51	64.3	2/7/2012 11:01	64.9	2/7/2012 20:11	63.6	4/7/2012 21:21	63.9
29/6/2012 20:36	64.5	1/7/2012 9:46	64.3	1/7/2012 18:56	64.9	2/7/2012 11:06	63.7	2/7/2012 20:16	63.7	4/7/2012 21:26	63.3
29/6/2012 20:41	64.6	1/7/2012 9:51	64.4	1/7/2012 19:01	64.1	2/7/2012 11:11	64.8	2/7/2012 20:21	63.2	4/7/2012 21:31	63.3
29/6/2012 20:46	64.4	1/7/2012 9:56	64.4	1/7/2012 19:06	63.9	2/7/2012 11:16	64.0	2/7/2012 20:26	63.6	4/7/2012 21:36	63.4
29/6/2012 20:51	64.7	1/7/2012 10:01	65.0	1/7/2012 19:11	64.7	2/7/2012 11:21	64.0	2/7/2012 20:31	63.5	4/7/2012 21:41	63.9
29/6/2012 20:56	65.0	1/7/2012 10:06	64.5	1/7/2012 19:16	64.2	2/7/2012 11:26	63.0	2/7/2012 20:36	63.3	4/7/2012 21:46	64.5
29/6/2012 21:01	64.9	1/7/2012 10:11	64.8	1/7/2012 19:21	64.2	2/7/2012 11:31	63.4	2/7/2012 20:41	63.8	4/7/2012 21:51	64.1
29/6/2012 21:06	64.8	1/7/2012 10:16	67.4	1/7/2012 19:26	64.6	2/7/2012 11:36	64.3	2/7/2012 20:46	63.2	4/7/2012 21:56	64.0
29/6/2012 21:11	64.4	1/7/2012 10:21	66.3	1/7/2012 19:31	64.0	2/7/2012 11:41	63.7	2/7/2012 20:51	63.4	4/7/2012 22:01	63.6
29/6/2012 21:16	64.5	1/7/2012 10:26	65.4	1/7/2012 19:36	63.2	2/7/2012 11:46	64.5	2/7/2012 20:56	62.9	4/7/2012 22:06	64.0
29/6/2012 21:21	64.4	1/7/2012 10:31	65.3	1/7/2012 19:41	63.3	2/7/2012 11:51	64.1	2/7/2012 21:01	63.4	4/7/2012 22:11	63.2
29/6/2012 21:26	64.0	1/7/2012 10:36	64.5	1/7/2012 19:46	64.1	2/7/2012 11:56	63.7	2/7/2012 21:06	63.2	4/7/2012 22:16	63.8
29/6/2012 21:31	64.9	1/7/2012 10:41	65.4	1/7/2012 19:51	63.9	2/7/2012 12:01	63.8	2/7/2012 21:11	63.3	4/7/2012 22:21	64.2
29/6/2012 21:36	64.2	1/7/2012 10:46	64.5	1/7/2012 19:56	63.4	2/7/2012 12:06	64.8	2/7/2012 21:16	63.2	4/7/2012 22:26	63.5
29/6/2012 21:41	65.4	1/7/2012 10:51	64.6	1/7/2012 20:01	64.4	2/7/2012 12:11	64.1	2/7/2012 21:21	63.3	4/7/2012 22:31	63.1
29/6/2012 21:46	65.2	1/7/2012 10:56	65.0	1/7/2012 20:06	63.6	2/7/2012 12:16	63.7	2/7/2012 21:26	63.5	4/7/2012 22:36	63.5
29/6/2012 21:51	64.5	1/7/2012 11:01	65.0	1/7/2012 20:11	64.8	2/7/2012 12:21	63.6	2/7/2012 21:31	63.3	4/7/2012 22:41	64.2
29/6/2012 21:56	65.6	1/7/2012 11:06	65.0	1/7/2012 20:16	63.6	2/7/2012 12:26	63.0	2/7/2012 21:36	63.1	4/7/2012 22:46	63.7
29/6/2012 22:01	66.2	1/7/2012 11:11	65.1	1/7/2012 20:21	64.4	2/7/2012 12:31	62.8	2/7/2012 21:41	63.2	4/7/2012 22:51	63.7
29/6/2012 22:06	64.3	1/7/2012 11:16	64.7	1/7/2012 20:26	63.9	2/7/2012 12:36	62.9	2/7/2012 21:46	63.7	4/7/2012 22:56	63.3
29/6/2012 22:11	64.5	1/7/2012 11:21	65.1	1/7/2012 20:31	64.3	2/7/2012 12:41	63.0	2/7/2012 21:51	63.4	5/7/2012 19:01	64.7
29/6/2012 22:16	64.4	1/7/2012 11:26	65.2	1/7/2012 20:36	63.8	2/7/2012 12:46	63.7	2/7/2012 21:56	63.3	5/7/2012 19:06	64.1
29/6/2012 22:21	64.6	1/7/2012 11:31	65.5	1/7/2012 20:41	64.0	2/7/2012 12:51	63.6	2/7/2012 22:01	63.2	5/7/2012 19:11	63.6
29/6/2012 22:26	64.1	1/7/2012 11:36	64.9	1/7/2012 20:46	63.6	2/7/2012 12:56	63.2	2/7/2012 22:06	63.6	5/7/2012 19:16	64.0
29/6/2012 22:31	64.0	1/7/2012 11:41	64.8	1/7/2012 20:51	63.5	2/7/2012 13:01	63.8	2/7/2012 22:11	62.9	5/7/2012 19:21	63.7
29/6/2012 22:36	64.2	1/7/2012 11:46	65.3	1/7/2012 20:56	63.8	2/7/2012 13:06	63.6	2/7/2012 22:16	63.6	5/7/2012 19:26	63.7
29/6/2012 22:41	64.1	1/7/2012 11:51	65.0	1/7/2012 21:01	63.5	2/7/2012 13:11	62.8	2/7/2012 22:21	63.2	5/7/2012 19:31	63.5
29/6/2012 22:46	64.1	1/7/2012 11:56	65.3	1/7/2012 21:06	63.1	2/7/2012 13:16	64.2	2/7/2012 22:26	63.4	5/7/2012 19:36	63.5
29/6/2012 22:51	64.0	1/7/2012 12:01	65.7	1/7/2012 21:11	63.8	2/7/2012 13:21	64.0	2/7/2012 22:31	64.1	5/7/2012 19:41	63.6
29/6/2012 22:56	63.7	1/7/2012 12:06	65.5	1/7/2012 21:16	63.8	2/7/2012 13:26	64.3	2/7/2012 22:36	63.5	5/7/2012 19:46	63.9
30/6/2012 19:01	63.3	1/7/2012 12:11	65.0	1/7/2012 21:21	63.4	2/7/2012 13:31	64.4	2/7/2012 22:41	63.4	5/7/2012 19:51	64.2
30/6/2012 19:06	62.6	1/7/2012 12:16	64.9	1/7/2012 21:26	66.7	2/7/2012 13:36	63.7	2/7/2012 22:46	63.9	5/7/2012 19:56	63.8
30/6/2012 19:11	62.9	1/7/2012 12:21	64.4	1/7/2012 21:31	63.9	2/7/2012 13:41	62.4	2/7/2012 22:51	63.1	5/7/2012 20:01	64.3
30/6/2012 19:16	62.5	1/7/2012 12:26	64.6	1/7/2012 21:36	63.7	2/7/2012 13:46	62.9	2/7/2012 22:56	63.5	5/7/2012 20:06	64.5
30/6/2012 19:21	63.1	1/7/2012 12:31	64.5	1/7/2012 21:41	63.6	2/7/2012 13:51	63.9	3/7/2012 19:01	65.2	5/7/2012 20:11	64.8
30/6/2012 19:26	63.6	1/7/2012 12:36	66.1	1/7/2012 21:46	63.5	2/7/2012 13:56	63.2	3/7/2012 19:06	64.7	5/7/2012 20:16	64.1
30/6/2012 19:31	63.5	1/7/2012 12:41	65.0	1/7/2012 21:51	64.1	2/7/2012 14:01	65.1	3/7/2012 19:11	64.6	5/7/2012 20:21	64.4
30/6/2012 19:36	64.7	1/7/2012 12:46	65.3	1/7/2012 21:56	63.8	2/7/2012 14:06	63.7	3/7/2012 19:16	64.6	5/7/2012 20:26	63.9
30/6/2012 19:41	64.4	1/7/2012 12:51	64.6	1/7/2012 22:01	64.0	2/7/2012 14:11	63.4	3/7/2012 19:21	64.8	5/7/2012 20:31	63.8
30/6/2012 19:46	64.0	1/7/2012 12:56	64.9	1/7/2012 22:06	63.9	2/7/2012 14:16	63.3	3/7/2012 19:26	64.5	5/7/2012 20:36	64.5
30/6/2012 19:51	64.2	1/7/2012 13:01	64.7	1/7/2012 22:11	63.5	2/7/2012 14:21	63.9	3/7/2012 19:31	64.6	5/7/2012 20:41	63.7
30/6/2012 19:56	63.6	1/7/2012 13:06	64.1	1/7/2012 22:16	63.8	2/7/2012 14:26	64.4	3/7/2012 19:36	64.3	5/7/2012 20:46	64.1
30/6/2012 20:01	63.9	1/7/2012 13:11	64.6	1/7/2012 22:21	63.9	2/7/2012 14:31	64.1	3/7/2012 19:41	64.8	5/7/2012 20:51	63.4
30/6/2012 20:06	63.7	1/7/2012 13:16	64.8	1/7/2012 22:26	63.8	2/7/2012 14:36	63.2	3/7/2012 19:46	63.9	5/7/2012 20:56	63.6
30/6/2012 20:11	63.7	1/7/2012 13:21	64.5	1/7/2012 22:31	64.1	2/7/2012 14:41	63.9	3/7/2012 19:51	64.6	5/7/2012 21:01	63.5
30/6/2012 20:16	63.8	1/7/2012 13:26	64.3	1/7/2012 22:36	63.8	2/7/2012 14:46	63.8	3/7/2012 19:56	64.1	5/7/2012 21:06	63.6
30/6/2012 20:21	63.9	1/7/2012 13:31	65.2	1/7/2012 22:41	64.0	2/7/2012 14:51	64.1	3/7/2012 20:01	65.5	5/7/2012 21:11	63.8
30/6/2012 20:26	64.5	1/7/2012 13:36	64.2	1/7/2012 22:46	63.9	2/7/2012 14:56	63.4	3/7/2012 20:06	64.3	5/7/2012 21:16	63.9
30/6/2012 20:31	64.1	1/7/2012 13:41	65.5	1/7/2012 22:51	63.9	2/7/2012 15:01	63.7	3/7/2012 20:11	64.3	5/7/2012 21:21	63.7
30/6/2012 20:36	64.4	1/7/2012 13:46	64.5	1/7/2012 22:56	63.8	2/7/2012 15:06	64.3	3/7/2012 20:16	64.3	5/7/2012 21:26	64.0
30/6/2012 20:41	64.6	1/7/2012 13:51	64.3	1/7/2012 23:01	64.3	2/7/2012 15:11	63.5	3/7/2012 20:21	64.2	5/7/2012 21:31	62.9
30/6/2012 20:46	65.2	1/7/2012 13:56	63.9	1/7/2012 23:06	63.6	2/7/2012 15:16	64.2	3/7/2012 20:26	63.9	5/7/2012 21:36	63.4
30/6/2012 20:51	64.7	1/7/2012 14:01	64.0	1/7/2012 23:11	63.4	2/7/2012 15:21	63.3	3/7/2012 20:31	64.3	5/7/2012 21:41	63.3
30/6/2012 20:56	64.7	1/7/2012 14:06	64.1	1/7/2012 23:16	63.3	2/7/2012 15:26	64.2	3/7/2012 20:36	64.1	5/7/2012 21:46	63.7
30/6/2012 21:01	64.7	1/7/2012 14:11	63.8	1/7/2012 23:21	63.0	2/7/2012 15:31	63.6	3/7/2012 20:41	63.5	5/7/2012 21:51	63.7
30/6/2012 21:06	65.4	1/7/2012 14:16	64.3	1/7/2012 23:26	63.8	2/7/2012 15:36	64.2	3/7/2012 20:46	64.0	5/7/2012 21:56	63.4
30/6/2012 21:11	64.6	1/7/2012 14:21	63.8	1/7/2012 23:31	63.1	2/7/2012 15:41	63.7	3/7/2012 20:51	63.8	5/7/2012 22:01	63.9
30/6/2012 21:16	64.3	1/7/2012 14:26	65.0	1/7/2012 23:36	62.9	2/7/2012 15:46	64.6	3/7/2012 20:56	63.8	5/7/2012 22:06	63.6
30/6/2012 21:21	64.7	1/7/2012 14:31	64.4	1/7/2012 23:41	63.4	2/7/2012 15:51	64.7	3/7/2012 21:01	64.2	5/7/2012 22:11	63.7
30/6/2012 21:26	64.8	1/7/2012 14:36	64.2	1/7/2012 23:46	62.9	2/7/2012 15:56	64.1	3/7/2012 21:06	63.6	5/7/2012 22:16	63.4
30/6/2012 21:31	64.3	1/7/2012 14:41	64.4	1/7/2012 23:51	63.0	2/7/2012 16:01	63.9	3/7/2012 21:11	63.7	5/7/2012 22:21	63.3
30/6/2012 21:36	64.8	1/7/2012 14:46	64.5	1/7/2012 23:56	62.7	2/7/2012 16:06	63.7	3/7/2012 21:16	64.2	5/7/2012 22:26	63.3
30/6/2012 21:41	64.7	1/7/2012 14:51	64.0	2/7/2012 7:01	62.7	2/7/2012 16:11	64.8	3/7/2012 21:21	63.5	5/7/2012 22:31	63.5
30/6/2012 21:46	65.5	1/7/2012 14:56	64.0	2/7/2012 7:06	63.1	2/7/2012 16:16	63.7	3/7/2012 21:26	65.6	5/7/2012 22:36	63.5
30/6/2012 21:51	65.4	1/7/2012 15:01	64.3	2/7/2012 7:11	63.0	2/7/2012 16:21	64.4	3/7/2012 21:31	63.7	5/7/2012 22:41	63.7
30/6/2012 21:56	64.9	1/7/2012 15:06	64.0	2/7/2012 7:16	62.1	2/7/2012 16:26	64.0	3/7/2012 21:36	63.7	5/7/2012 22:46	63.7
30/6/2012 22:01	65.0	1/7/2012 15:11	64.5	2/7/2012 7:21	62.8	2/7/2012 16:31	63.8	3/7/2012 21:41	63.8	5/7/2012 22:51	63.3
30/6/2012 22:06	64.4	1/7/2012 15:16	64.0	2/7/2012 7:26	62.3	2/7/2012 16:36	63.8	3/7/2012 21:46	63.9	5/7/2012 22:56	63.4
30/6/2012 22:11	64.4	1/7/2012 15:21	62.9	2/7/2012 7:31	62.3	2/7/2012 16:41	64.4	3/7/2012 21:51	64.0	6/7/2012 19:01	64.1
30/6/2012 22:16	64.4	1/7/2012 15:26	62.9	2/7/2012 7:36	62.8	2/7/2012 16:46	64.5	3/7/2012 21:56	64.4	6/7/2012 19:06	64.7
30/6/2012 22:21	64.0	1/7/2012 15:31	62.4	2/7/2012 7:41	62.6	2/7/2012 16:51	63.6	3/7/2012 22:01	63.6	6/7/2012 19:11	64.8
30/6/2012 22:26	64.7	1/7/2012 15:36	62.9	2/7/2012 7:46	62.8	2/7/2012 16:56	64.2	3/7/2012 22:06	63.6	6/7/2012 19:16	63.6
30/6/2012 22:31	65.1	1/7/2012 15:41	63.6	2/7/2012 7:51	62.9	2/7/2012 17:01	64.0	3/7/2012 22:11	64.5	6/7/2012 19:21	64.5
30/6/2012 22:36	64.7	1/7/2012 15:46	63.0	2/7/2012 7:56	63.0	2/7/2012 17:06	64.0	3/7/2012 22:16	64.3	6/7/2012 19:26	64.1
30/6/2012 22:41	64.1	1/7/2012 15:51	62.7	2/7/2012 8:01	63.6	2/7/2012 17:11	64.0	3/7/2012 22:21	63.9	6/7/2012 19:31	66.6
30/6/2012 22:46	65.0	1/7/2012 15:56	62.7	2/7/2012 8:06	62.5	2/7/2012 17:16	64.0	3/7/2012 22:26	63.5	6/7/2012 19:36	63.7
30/6/2012 22:51	64.0	1/7/2012 16:01	62.7	2/7/2012 8:11	63.1	2/7/2012 17:21	64.0	3/7/2012 22:31	63.5	6/7/2012 19:41	63.2
30/6/2012 22:56	64.9	1/7/2012 16:06	63.1	2/7/2012 8:16	63.4	2/7/2012 17:26	64.1	3/7/2012 22:36	64.1	6/7/2012 19:46	62.8
1/7/2012 7:01	62.7	1/7/2012 16:11	63.3	2/7/2012 8:21	63.7	2/7/2012 17:31	63.9	3/7/2012 22:41	64.9	6/7/2012 19:51	64.2
1/7/2012 7:06	63.1	1/7/2012 16:16	63.8	2/7/2012 8:26	62.8	2/7/2012 17:36	63.8	3/7/2012 22:46	63.3	6/7/2012 19:56	63.5
1/7/2012 7:11	63.2	1/7/2012 16:21	64.0	2/7/2012 8:31	63.2	2/7/2012 17:41	63.7	3/7/2012 22:51	63.9	6/7/2012 20:01	63.7
1/7/2012 7:16	63.4	1/7/2012 16:26	64.1	2/7/2012 8:36	63.6	2/7/2012 17:46	63.9	3/7/2012 22:56	63.5	6/7/2012 20:06	64.0
1/7/2012 7:21	63.0	1/7/2012 16:31	64.3	2/7/2012 8:41	64.0	2/7/2012 17:51	63.4	4/7/2012 19:01	65.1	6/7/2012 20:11	65.9
1/7/2012 7:26	63.8	1/7/2012 16:36	64.4	2/7/2012 8:46	64.5	2/7/2012 17:56	63.9	4/7/2012 19:06	64.1	6/7/2012 20:16	64.6
1/7/2012 7:31	63.2	1/7/2012 16:41	64.3	2/7/2012 8:51	63.5	2/7/2012 18:01	63.5	4/7/2012 19:11	64.5	6/7/2012 20:21	64.9
1/7/2012 7:36	63.4	1/7/2012 16:46	64.1	2/7/2012 8:56	63.3	2/7/2012 18:06	64.0	4/7/2012 19:16	63.0	6/7/2012 20:26	64.5
1/7/2012 7:41	63.5	1/7/2012 16:51	63.9	2/7/2012 9:01	63.7	2/7/2012 18:11	64.2	4/7/2012 19:21	62.9	6/7/2012 20:31	65.1
1/7/2012 7:46	63.5	1/7/2012 16:56	64.2	2/7/2012 9:06	63.2	2/7/2012 18:16	64.4	4/7/2012 19:26	62.7	6/7/2012 20:36	64.3
1/7/2012 7:51	64.1	1/7/2012 17:01	63.3	2/7/2012 9:11	63.7	2/7/2012 18:21	63.5	4/7/2012 19:31	62.8	6/7/2012 20:41	64.1
1/7/2012 7:56	63.5	1/7/2012 17:06	64.3	2/7/2012 9:16	64.0	2/7/2012 18:26	63.7	4/7/2012 19:36	62.6	6/7/2012 20:46	64.0
1/7/2012 8:01	64.1	1/7/2012 17:11	63.8	2/7/2012 9:21	63.4	2/7/2012 18:31	63.6	4/7/2012 19:41	62.8	6/7/2012 20:51	65.1
1/7/2012 8:06	63.2	1/7/2012 17:16	64.2	2/7/2012 9:26	64.0	2/7/2012 18:36	63.6	4/7/2012 19:46	62.8	6/7/2012 20:56	64.6
1/7/2012 8:11	66.0	1/7/2012 17:21	63.6	2/7/2012 9:31	64.0	2/7/2012 18:41	63.5	4/7/2012 19:51	63.0	6/7/2012 21:01	64.8
1/7/2012 8:16	64.2	1/7/2012 17:26	64.0	2/7/2012 9:36	63.7	2/7/2012 18:46	63.0	4/7/2012 19:56	63.2	6/7/2012 21:06	64.0
1/7/2012 8:21	63.7	1/7/2012 17:31	64.0	2/7/2012 9:41	64.2	2/7/2012 18:51	63.6	4/7/2012 20:01	62.5	6/7/2012 21:11	64.4
1/7/2012 8:26	64.2	1/7/2012 17:36	64.1	2/7/2012 9:46	63.5	2/7/2012 18:56	63.9	4/7/2012 20:06	63.1	6/7/2012 21:16	64.3
1/7/2012 8:31	63.8	1/7/2012 17:41	64.0	2/7/2012 9:51	65.4	2/7/2012 19:01	64.4	4/7/2012 20:11	62.2	6/7/2012 21:21	64.9
1/7/2012 8:36	63.8	1/7/2012 17:46	63.4	2/7/2012 9:56	64.5	2/7/2012 19:06	64.0	4/7/2012 20:16	63.2	6/7/2012 21:26	64.3

Real-time Noise Data RTN1 (FEHD Hong Kong Transport Section Whitefield Depot)

6/7/2012 21:31	64.4	8/7/2012 10:41	65.7	8/7/2012 19:51	64.6	10/7/2012 21:01	66.8	12/7/2012 22:11	68.3	15/7/2012 7:21	59.7
6/7/2012 21:36	64.4	8/7/2012 10:46	65.3	8/7/2012 19:56	63.6	10/7/2012 21:06	66.8	12/7/2012 22:16	67.2	15/7/2012 7:26	59.6
6/7/2012 21:41	64.0	8/7/2012 10:51	65.5	8/7/2012 20:01	63.6	10/7/2012 21:11	66.4	12/7/2012 22:21	66.1	15/7/2012 7:31	59.1
6/7/2012 21:46	64.5	8/7/2012 10:56	67.6	8/7/2012 20:06	63.6	10/7/2012 21:16	66.7	12/7/2012 22:26	63.2	15/7/2012 7:36	59.4
6/7/2012 21:51	66.0	8/7/2012 11:01	66.6	8/7/2012 20:11	63.2	10/7/2012 21:21	66.6	12/7/2012 22:31	65.8	15/7/2012 7:41	59.1
6/7/2012 21:56	64.4	8/7/2012 11:06	67.1	8/7/2012 20:16	63.1	10/7/2012 21:26	66.9	12/7/2012 22:36	64.7	15/7/2012 7:46	59.3
6/7/2012 22:01	64.7	8/7/2012 11:11	55.3	8/7/2012 20:21	63.1	10/7/2012 21:31	66.7	12/7/2012 22:41	65.2	15/7/2012 7:51	59.2
6/7/2012 22:06	63.9	8/7/2012 11:16	68.3	8/7/2012 20:26	63.0	10/7/2012 21:36	66.0	12/7/2012 22:46	65.7	15/7/2012 7:56	59.2
6/7/2012 22:11	63.9	8/7/2012 11:21	68.9	8/7/2012 20:31	63.0	10/7/2012 21:41	65.9	12/7/2012 22:51	66.2	15/7/2012 8:01	59.0
6/7/2012 22:16	64.4	8/7/2012 11:26	67.7	8/7/2012 20:36	63.2	10/7/2012 21:46	67.9	12/7/2012 22:56	67.2	15/7/2012 8:06	59.1
6/7/2012 22:21	63.9	8/7/2012 11:31	68.7	8/7/2012 20:41	62.7	10/7/2012 21:51	66.2	13/7/2012 19:01	66.7	15/7/2012 8:11	58.4
6/7/2012 22:26	63.9	8/7/2012 11:36	67.5	8/7/2012 20:46	62.9	10/7/2012 21:56	65.9	13/7/2012 19:06	66.9	15/7/2012 8:16	59.5
6/7/2012 22:31	64.2	8/7/2012 11:41	65.8	8/7/2012 20:51	62.5	10/7/2012 22:01	66.1	13/7/2012 19:11	66.9	15/7/2012 8:21	58.6
6/7/2012 22:36	63.7	8/7/2012 11:46	66.3	8/7/2012 20:56	63.1	10/7/2012 22:06	66.5	13/7/2012 19:16	67.8	15/7/2012 8:26	59.1
6/7/2012 22:41	64.0	8/7/2012 11:51	65.1	8/7/2012 21:01	62.9	10/7/2012 22:11	66.7	13/7/2012 19:21	67.1	15/7/2012 8:31	58.7
6/7/2012 22:46	64.4	8/7/2012 11:56	64.7	8/7/2012 21:06	63.3	10/7/2012 22:16	66.0	13/7/2012 19:26	66.4	15/7/2012 8:36	58.7
6/7/2012 22:51	64.0	8/7/2012 12:01	64.2	8/7/2012 21:11	62.3	10/7/2012 22:21	66.2	13/7/2012 19:31	66.8	15/7/2012 8:41	58.2
6/7/2012 22:56	65.1	8/7/2012 12:06	64.5	8/7/2012 21:16	62.3	10/7/2012 22:26	66.7	13/7/2012 19:36	67.8	15/7/2012 8:46	59.3
7/7/2012 19:01	63.5	8/7/2012 12:11	64.0	8/7/2012 21:21	62.7	10/7/2012 22:31	65.8	13/7/2012 19:41	66.7	15/7/2012 8:51	58.7
7/7/2012 19:06	63.7	8/7/2012 12:16	64.6	8/7/2012 21:26	62.5	10/7/2012 22:36	65.9	13/7/2012 19:46	68.1	15/7/2012 8:56	58.8
7/7/2012 19:11	63.5	8/7/2012 12:21	64.5	8/7/2012 21:31	63.3	10/7/2012 22:41	66.7	13/7/2012 19:51	66.6	15/7/2012 9:01	59.2
7/7/2012 19:16	63.4	8/7/2012 12:26	64.6	8/7/2012 21:36	62.2	10/7/2012 22:46	65.1	13/7/2012 19:56	66.9	15/7/2012 9:06	58.4
7/7/2012 19:21	63.7	8/7/2012 12:31	64.6	8/7/2012 21:41	62.3	10/7/2012 22:51	66.0	13/7/2012 20:01	67.3	15/7/2012 9:11	58.8
7/7/2012 19:26	63.1	8/7/2012 12:36	64.4	8/7/2012 21:46	62.4	10/7/2012 22:56	65.3	13/7/2012 20:06	67.0	15/7/2012 9:16	59.6
7/7/2012 19:31	63.6	8/7/2012 12:41	63.8	8/7/2012 21:51	63.2	11/7/2012 19:01	67.4	13/7/2012 20:11	66.1	15/7/2012 9:21	59.3
7/7/2012 19:36	63.5	8/7/2012 12:46	63.9	8/7/2012 21:56	63.3	11/7/2012 19:06	68.7	13/7/2012 20:16	66.3	15/7/2012 9:26	58.1
7/7/2012 19:41	63.2	8/7/2012 12:51	63.6	8/7/2012 22:01	63.0	11/7/2012 19:11	68.5	13/7/2012 20:21	66.2	15/7/2012 9:31	58.9
7/7/2012 19:46	64.1	8/7/2012 12:56	63.8	8/7/2012 22:06	63.8	11/7/2012 19:16	63.7	13/7/2012 20:26	66.7	15/7/2012 9:36	60.2
7/7/2012 19:51	64.2	8/7/2012 13:01	63.7	8/7/2012 22:11	63.5	11/7/2012 19:21	67.8	13/7/2012 20:31	65.8	15/7/2012 9:41	59.3
7/7/2012 19:56	64.1	8/7/2012 13:06	63.5	8/7/2012 22:16	62.8	11/7/2012 19:26	66.7	13/7/2012 20:36	65.9	15/7/2012 9:46	59.6
7/7/2012 20:01	63.3	8/7/2012 13:11	63.6	8/7/2012 22:21	62.5	11/7/2012 19:31	66.4	13/7/2012 20:41	67.1	15/7/2012 9:51	59.8
7/7/2012 20:06	63.3	8/7/2012 13:16	65.0	8/7/2012 22:26	62.7	11/7/2012 19:36	68.5	13/7/2012 20:46	68.7	15/7/2012 9:56	61.4
7/7/2012 20:11	63.6	8/7/2012 13:21	67.1	8/7/2012 22:31	62.9	11/7/2012 19:41	68.6	13/7/2012 20:51	59.2	15/7/2012 10:01	60.0
7/7/2012 20:16	63.7	8/7/2012 13:26	66.5	8/7/2012 22:36	62.2	11/7/2012 19:46	61.6	13/7/2012 20:56	67.0	15/7/2012 10:06	61.1
7/7/2012 20:21	63.4	8/7/2012 13:31	67.7	8/7/2012 22:41	62.1	11/7/2012 19:51	61.9	13/7/2012 21:01	66.9	15/7/2012 10:11	60.5
7/7/2012 20:26	63.1	8/7/2012 13:36	65.6	8/7/2012 22:46	62.8	11/7/2012 19:56	68.5	13/7/2012 21:06	67.8	15/7/2012 10:16	60.9
7/7/2012 20:31	63.2	8/7/2012 13:41	65.4	8/7/2012 22:51	62.2	11/7/2012 20:01	67.8	13/7/2012 21:11	67.5	15/7/2012 10:21	60.9
7/7/2012 20:36	63.1	8/7/2012 13:46	65.1	8/7/2012 22:56	62.3	11/7/2012 20:06	66.6	13/7/2012 21:16	68.1	15/7/2012 10:26	61.3
7/7/2012 20:41	65.1	8/7/2012 13:51	65.5	9/7/2012 19:01	62.4	11/7/2012 20:11	66.5	13/7/2012 21:21	67.1	15/7/2012 10:31	61.5
7/7/2012 20:46	63.9	8/7/2012 13:56	65.3	9/7/2012 19:06	63.3	11/7/2012 20:16	66.4	13/7/2012 21:26	61.7	15/7/2012 10:36	61.4
7/7/2012 20:51	63.2	8/7/2012 14:01	66.2	9/7/2012 19:11	63.4	11/7/2012 20:21	66.9	13/7/2012 21:31	67.5	15/7/2012 10:41	62.0
7/7/2012 20:56	65.8	8/7/2012 14:06	65.1	9/7/2012 19:16	63.0	11/7/2012 20:26	66.8	13/7/2012 21:36	67.9	15/7/2012 10:46	61.6
7/7/2012 21:01	64.2	8/7/2012 14:11	66.1	9/7/2012 19:21	63.1	11/7/2012 20:31	66.7	13/7/2012 21:41	68.2	15/7/2012 10:51	62.9
7/7/2012 21:06	64.1	8/7/2012 14:16	65.5	9/7/2012 19:26	63.0	11/7/2012 20:36	65.8	13/7/2012 21:46	68.1	15/7/2012 10:56	63.3
7/7/2012 21:11	63.4	8/7/2012 14:21	64.2	9/7/2012 19:31	62.5	11/7/2012 20:41	66.1	13/7/2012 21:51	68.3	15/7/2012 11:01	62.3
7/7/2012 21:16	64.2	8/7/2012 14:26	64.6	9/7/2012 19:36	63.2	11/7/2012 20:46	67.0	13/7/2012 21:56	59.1	15/7/2012 11:06	62.4
7/7/2012 21:21	63.9	8/7/2012 14:31	64.5	9/7/2012 19:41	62.8	11/7/2012 20:51	66.5	13/7/2012 22:01	59.4	15/7/2012 11:11	63.0
7/7/2012 21:26	63.8	8/7/2012 14:36	65.4	9/7/2012 19:46	62.8	11/7/2012 20:56	67.4	13/7/2012 22:06	64.2	15/7/2012 11:16	64.1
7/7/2012 21:31	64.2	8/7/2012 14:41	65.8	9/7/2012 19:51	62.8	11/7/2012 21:01	66.5	13/7/2012 22:11	68.8	15/7/2012 11:21	64.5
7/7/2012 21:36	64.0	8/7/2012 14:46	68.2	9/7/2012 19:56	62.5	11/7/2012 21:06	69.3	13/7/2012 22:16	69.1	15/7/2012 11:26	63.8
7/7/2012 21:41	64.0	8/7/2012 14:51	66.4	9/7/2012 20:01	63.2	11/7/2012 21:11	67.6	13/7/2012 22:21	66.4	15/7/2012 11:31	64.1
7/7/2012 21:46	63.9	8/7/2012 14:56	65.7	9/7/2012 20:06	62.7	11/7/2012 21:16	68.0	13/7/2012 22:26	65.8	15/7/2012 11:36	64.3
7/7/2012 21:51	63.8	8/7/2012 15:01	64.9	9/7/2012 20:11	62.5	11/7/2012 21:21	67.4	13/7/2012 22:31	65.5	15/7/2012 11:41	64.5
7/7/2012 21:56	64.2	8/7/2012 15:06	64.8	9/7/2012 20:16	63.0	11/7/2012 21:26	67.0	13/7/2012 22:36	66.3	15/7/2012 11:46	64.5
7/7/2012 22:01	63.6	8/7/2012 15:11	64.8	9/7/2012 20:21	62.8	11/7/2012 21:31	50.6	13/7/2012 22:41	65.2	15/7/2012 11:51	64.4
7/7/2012 22:06	63.8	8/7/2012 15:16	65.5	9/7/2012 20:26	62.7	11/7/2012 21:36	57.9	13/7/2012 22:46	64.4	15/7/2012 11:56	65.6
7/7/2012 22:11	63.8	8/7/2012 15:21	65.8	9/7/2012 20:31	62.6	11/7/2012 21:41	67.0	13/7/2012 22:51	64.5	15/7/2012 12:01	65.4
7/7/2012 22:16	64.3	8/7/2012 15:26	66.0	9/7/2012 20:36	62.7	11/7/2012 21:46	67.3	13/7/2012 22:56	64.9	15/7/2012 12:06	66.1
7/7/2012 22:21	64.2	8/7/2012 15:31	65.6	9/7/2012 20:41	62.4	11/7/2012 21:51	67.1	14/7/2012 19:01	66.8	15/7/2012 12:11	66.1
7/7/2012 22:26	63.9	8/7/2012 15:36	65.6	9/7/2012 20:46	62.4	11/7/2012 21:56	66.7	14/7/2012 19:06	66.6	15/7/2012 12:16	66.6
7/7/2012 22:31	64.1	8/7/2012 15:41	65.7	9/7/2012 20:51	62.6	11/7/2012 22:01	69.1	14/7/2012 19:11	67.6	15/7/2012 12:21	66.4
7/7/2012 22:36	64.3	8/7/2012 15:46	65.3	9/7/2012 20:56	62.6	11/7/2012 22:06	68.1	14/7/2012 19:16	66.3	15/7/2012 12:26	66.5
7/7/2012 22:41	64.5	8/7/2012 15:51	65.3	9/7/2012 21:01	62.8	11/7/2012 22:11	57.1	14/7/2012 19:21	66.7	15/7/2012 12:31	66.0
7/7/2012 22:46	63.7	8/7/2012 15:56	64.5	9/7/2012 21:06	62.1	11/7/2012 22:16	66.8	14/7/2012 19:26	68.6	15/7/2012 12:36	65.5
7/7/2012 22:51	63.8	8/7/2012 16:01	64.0	9/7/2012 21:11	62.6	11/7/2012 22:21	65.6	14/7/2012 19:31	68.3	15/7/2012 12:41	66.2
7/7/2012 22:56	63.6	8/7/2012 16:06	64.4	9/7/2012 21:16	62.5	11/7/2012 22:26	65.4	14/7/2012 19:36	67.4	15/7/2012 12:46	65.3
8/7/2012 7:01	63.2	8/7/2012 16:11	65.3	9/7/2012 21:21	62.5	11/7/2012 22:31	65.3	14/7/2012 19:41	67.6	15/7/2012 12:51	65.0
8/7/2012 7:06	64.4	8/7/2012 16:16	65.5	9/7/2012 21:26	62.7	11/7/2012 22:36	65.0	14/7/2012 19:46	67.8	15/7/2012 12:56	64.8
8/7/2012 7:11	64.4	8/7/2012 16:21	65.7	9/7/2012 21:31	62.3	11/7/2012 22:41	65.3	14/7/2012 19:51	68.1	15/7/2012 13:01	64.3
8/7/2012 7:16	64.4	8/7/2012 16:26	66.0	9/7/2012 21:36	62.4	11/7/2012 22:46	65.4	14/7/2012 19:56	67.5	15/7/2012 13:06	65.0
8/7/2012 7:21	64.3	8/7/2012 16:31	66.2	9/7/2012 21:41	62.6	11/7/2012 22:51	65.4	14/7/2012 20:01	65.0	15/7/2012 13:11	64.8
8/7/2012 7:26	64.1	8/7/2012 16:36	68.8	9/7/2012 21:46	62.5	11/7/2012 22:56	65.2	14/7/2012 20:06	69.0	15/7/2012 13:16	66.9
8/7/2012 7:31	64.2	8/7/2012 16:41	65.4	9/7/2012 21:51	62.3	12/7/2012 19:01	73.5	14/7/2012 20:11	66.5	15/7/2012 13:21	66.5
8/7/2012 7:36	65.0	8/7/2012 16:46	66.4	9/7/2012 21:56	63.2	12/7/2012 19:06	74.3	14/7/2012 20:16	66.8	15/7/2012 13:26	65.9
8/7/2012 7:41	64.6	8/7/2012 16:51	65.5	9/7/2012 22:01	62.5	12/7/2012 19:11	72.3	14/7/2012 20:21	66.4	15/7/2012 13:31	67.7
8/7/2012 7:46	65.2	8/7/2012 16:56	65.6	9/7/2012 22:06	62.9	12/7/2012 19:16	73.6	14/7/2012 20:26	67.4	15/7/2012 13:36	67.0
8/7/2012 7:51	65.5	8/7/2012 17:01	65.3	9/7/2012 22:11	61.8	12/7/2012 19:21	68.9	14/7/2012 20:31	66.3	15/7/2012 13:41	65.5
8/7/2012 7:56	65.2	8/7/2012 17:06	65.5	9/7/2012 22:16	62.7	12/7/2012 19:26	67.6	14/7/2012 20:36	69.3	15/7/2012 13:46	67.0
8/7/2012 8:01	65.2	8/7/2012 17:11	65.5	9/7/2012 22:21	62.4	12/7/2012 19:31	69.2	14/7/2012 20:41	57.7	15/7/2012 13:51	67.2
8/7/2012 8:06	66.3	8/7/2012 17:16	66.5	9/7/2012 22:26	62.8	12/7/2012 19:36	67.7	14/7/2012 20:46	57.7	15/7/2012 13:56	66.8
8/7/2012 8:11	66.6	8/7/2012 17:21	66.3	9/7/2012 22:31	62.1	12/7/2012 19:41	66.2	14/7/2012 20:51	45.3	15/7/2012 14:01	65.3
8/7/2012 8:16	67.2	8/7/2012 17:26	66.0	9/7/2012 22:36	61.9	12/7/2012 19:46	68.4	14/7/2012 20:56	68.8	15/7/2012 14:06	66.1
8/7/2012 8:21	66.2	8/7/2012 17:31	66.5	9/7/2012 22:41	62.5	12/7/2012 19:51	67.6	14/7/2012 21:01	66.5	15/7/2012 14:11	65.2
8/7/2012 8:26	66.3	8/7/2012 17:36	65.0	9/7/2012 22:46	62.2	12/7/2012 19:56	68.2	14/7/2012 21:06	66.3	15/7/2012 14:16	65.6
8/7/2012 8:31	66.7	8/7/2012 17:41	65.3	9/7/2012 22:51	62.4	12/7/2012 20:01	68.6	14/7/2012 21:11	66.7	15/7/2012 14:21	66.4
8/7/2012 8:36	66.8	8/7/2012 17:46	63.4	9/7/2012 22:56	62.1	12/7/2012 20:06	68.7	14/7/2012 21:16	66.7	15/7/2012 14:26	66.1
8/7/2012 8:41	66.7	8/7/2012 17:51	62.9	10/7/2012 19:01	61.7	12/7/2012 20:11	67.5	14/7/2012 21:21	66.7	15/7/2012 14:31	64.7
8/7/2012 8:46	67.2	8/7/2012 17:56	62.5	10/7/2012 19:06	61.9	12/7/2012 20:16	67.6	14/7/2012 21:26	66.4	15/7/2012 14:36	61.2
8/7/2012 8:51	63.5	8/7/2012 18:01	63.1	10/7/2012 19:11	61.7	12/7/2012 20:21	67.6	14/7/2012 21:31	68.8	15/7/2012 14:41	68.6
8/7/2012 8:56	69.4	8/7/2012 18:06	63.1	10/7/2012 19:16	63.0	12/7/2012 20:26	67.6	14/7/2012 21:36	68.8	15/7/2012 14:46	66.8
8/7/2012 9:01	66.8	8/7/2012 18:11	62.6	10/7/2012 19:21	62.9	12/7/2012 20:31	67.9	14/7/2012 21:41	68.4	15/7/2012 14:51	61.3
8/7/2012 9:06	67.2	8/7/2012 18:16	62.9	10/7/2012 19:26	62.6	12/7/2012 20:36	65.0	14/7/2012 21:46	68.4	15/7/2012 14:56	66.2
8/7/2012 9:11	67.2	8/7/2012 18:21	62.6	10/7/2012 19:31	62.5	12/7/2012 20:41	64.5	14/7/2012 21:51	67.4	15/7/2012 15:01	65.8
8/7/2012 9:16	67.0	8/7/2012 18:26	63.2	10/7/2012 19:36	62.2	12/7/2012 20:46	65.9	14/7/2012 21:56	66.8	15/7/2012 15:06	66.9
8/7/2012 9:21	69.3	8/7/2012 18:31	63.1	10/7/2012 19:41	62.4	12/7/2012 20:51	65.7	14/7/2012 22:01	66.6	15/7/2012 15:11	66.3
8/7/2012 9:26	68.5	8/7/2012 18:36	63.1	10/7/2012 19:46	63.6	12/7/2012 20:56	56.5	14/7/2012 22:06	66.6	15/7/2012 15:16	67.0
8/7/2012 9:31	66.2	8/7/2012 18:41	62.6	10/7/2012 19:51	63.1	12/7/2012 21:01	68.0	14/7/2012 22:11	66.5	15/7/2012 15:21	67.4
8/7/2012 9:36	63.5	8/7/2012 18:46	62.5	10/7/2012 19:56	64.9	12/7/2012 21:06	68.3	14/7/2012 22:16	68.9	15/7/2012 15:26	67.0
8/7/2012 9:41	66.1	8/7/2012 18:51	62.3	10/7/2012 20:01	65.8	12/7/2012 21:11	67.4	14/7/2012 22:21	67.4	15/7/2012 15:31	68.0
8/7/2012 9:46	65.7	8/7/2012 18:56	63.1	10/7/2012 20:06	66.0	12/7/2012 21:16	67.8	14/7/2012 22:26	66.0	15/7/2012 15:36	68.0
8/7/2012 9:51	65.4	8/7/2012 19:01	63.2	10/7/2012 20:11	66.4	12/7/2012 21:21	69.0	14/7/2012 22:31	65.0	15/7/2012 15:41	68.5
8/7/2012 9:56	65.9	8/7/2012 19:06	63.8	10/7/2012 20:16	66.6	12/7/2012 21:26	67.9	14/7/2012 22:36	65.3	15/7/2012 15:46	69.1
8/7/2012 10:01	65.1	8/7/2012 19:11	63.6	10/7/2012 20:21	66.6	12/7/2012 21:31	67.6	14/7/2012 22:41	65.4	15/7/2012 15:51	67.6
8/7/2012 10:06	65.2	8/7/2012 19:16	62.7	10/7/2012 20:26	66.1	12/7/2012 21:36	67.7	14/7/2012 22:46	64.8	15/7/2012 15:56	66.9
8/7/2012 10:11	65.1	8/7/2012 19:21	63.1	10/7/2012 20:31	66.7	12/7/2012 21:41	67.4	14/7/2012 22:51	65.7	15/7/2012 16:01	68.7
8/7/2012 10:16	66.7	8/7/2012 19:26	64.2	10/7/2012 20:36	66.4	12/7/2012 21:46	68.5	14/7/2012 22:56	65.1	15/7/2012 16:06	68.3
8/7/2012 10:21	66.0	8/7/2012 19:31	64.0	10/7/2012 20:41	66.1	12/7/2012 21:51	67.8	15/7/2012 7:01	60.3	15/7/2012 16:11	66.8
8/7/2012 10:26	67.1	8/7/2012 19:36	64.0	10/7/2012 20:46	66.6	12/7/2012 21:56	68.1	15/7/2012 7:06	59.1	15/7/2012 16:16	66.2
8/7/2012 10:31	66.3	8/7/2012 19:41	63.6	10/7/2012 20:51	66.5	12/7/2012 22:01	67.1	15/7/2012 7:11	59.6	15/7/2012 16:21	65.8
8/7/2012 10:36	66.1	8/7/2012 19:46	64.1	10/7/2012 20:56	67.0	12/7/2012 22:06	67.3	15/7/2012 7:16	59.8	15/7/2012 16:26	65.6

Real-time Noise Data RTN1 (FEHD Hong Kong Transport Section Whitefield Depot)

15/7/2012 16:31	65.0	16/7/2012 21:41	67.4	18/7/2012 22:51	64.0	21/7/2012 20:01	64.7	22/7/2012 13:11	61.7	22/7/2012 22:21	62.6
15/7/2012 16:36	65.7	16/7/2012 21:46	65.9	18/7/2012 22:56	63.9	21/7/2012 20:06	65.5	22/7/2012 13:16	68.2	22/7/2012 22:26	62.3
15/7/2012 16:41	66.6	16/7/2012 21:51	66.6	19/7/2012 19:01	63.3	21/7/2012 20:11	65.6	22/7/2012 13:21	62.6	22/7/2012 22:31	62.0
15/7/2012 16:46	65.6	16/7/2012 21:56	68.8	19/7/2012 19:06	63.3	21/7/2012 20:16	66.0	22/7/2012 13:26	68.6	22/7/2012 22:36	62.9
15/7/2012 16:51	66.1	16/7/2012 22:01	68.5	19/7/2012 19:11	63.3	21/7/2012 20:21	66.8	22/7/2012 13:31	66.7	22/7/2012 22:41	62.5
15/7/2012 16:56	65.2	16/7/2012 22:06	65.9	19/7/2012 19:16	63.8	21/7/2012 20:26	67.3	22/7/2012 13:36	66.8	22/7/2012 22:46	61.9
15/7/2012 17:01	66.0	16/7/2012 22:11	65.0	19/7/2012 19:21	63.6	21/7/2012 20:31	66.9	22/7/2012 13:41	68.5	22/7/2012 22:51	61.6
15/7/2012 17:06	65.8	16/7/2012 22:16	65.4	19/7/2012 19:26	63.2	21/7/2012 20:36	64.9	22/7/2012 13:46	68.5	22/7/2012 22:56	62.0
15/7/2012 17:11	65.0	16/7/2012 22:21	65.0	19/7/2012 19:31	63.7	21/7/2012 20:41	65.1	22/7/2012 13:51	68.4	23/7/2012 19:01	63.6
15/7/2012 17:16	65.4	16/7/2012 22:26	65.5	19/7/2012 19:36	63.9	21/7/2012 20:46	66.3	22/7/2012 13:56	68.8	23/7/2012 19:06	65.3
15/7/2012 17:21	64.7	16/7/2012 22:31	65.0	19/7/2012 19:41	63.4	21/7/2012 20:51	67.6	22/7/2012 14:01	65.3	23/7/2012 19:11	63.2
15/7/2012 17:26	65.1	16/7/2012 22:36	65.9	19/7/2012 19:46	62.7	21/7/2012 20:56	66.0	22/7/2012 14:06	67.9	23/7/2012 19:16	62.5
15/7/2012 17:31	65.5	16/7/2012 22:41	64.9	19/7/2012 19:51	62.9	21/7/2012 21:01	65.4	22/7/2012 14:11	66.9	23/7/2012 19:21	62.3
15/7/2012 17:36	65.8	16/7/2012 22:46	65.3	19/7/2012 19:56	62.3	21/7/2012 21:06	65.9	22/7/2012 14:16	66.6	23/7/2012 19:26	63.4
15/7/2012 17:41	67.2	16/7/2012 22:51	65.1	19/7/2012 20:01	61.5	21/7/2012 21:11	64.7	22/7/2012 14:21	67.7	23/7/2012 19:31	63.1
15/7/2012 17:46	66.7	16/7/2012 22:56	65.3	19/7/2012 20:06	61.1	21/7/2012 21:16	65.1	22/7/2012 14:26	67.0	23/7/2012 19:36	62.7
15/7/2012 17:51	68.5	17/7/2012 19:01	64.1	19/7/2012 20:11	61.3	21/7/2012 21:21	64.4	22/7/2012 14:31	64.3	23/7/2012 19:41	64.5
15/7/2012 17:56	67.5	17/7/2012 19:06	63.9	19/7/2012 20:16	60.9	21/7/2012 21:26	64.5	22/7/2012 14:36	67.2	23/7/2012 19:46	62.4
15/7/2012 18:01	68.5	17/7/2012 19:11	63.8	19/7/2012 20:21	60.9	21/7/2012 21:31	64.5	22/7/2012 14:41	65.8	23/7/2012 19:51	61.6
15/7/2012 18:06	68.8	17/7/2012 19:16	64.3	19/7/2012 20:26	61.3	21/7/2012 21:36	64.6	22/7/2012 14:46	67.6	23/7/2012 19:56	62.4
15/7/2012 18:11	64.3	17/7/2012 19:21	65.1	19/7/2012 20:31	60.6	21/7/2012 21:41	64.9	22/7/2012 14:51	64.6	23/7/2012 20:01	63.6
15/7/2012 18:16	62.6	17/7/2012 19:26	64.8	19/7/2012 20:36	60.2	21/7/2012 21:46	64.6	22/7/2012 14:56	65.6	23/7/2012 20:06	62.4
15/7/2012 18:21	57.4	17/7/2012 19:31	65.4	19/7/2012 20:41	60.1	21/7/2012 21:51	64.1	22/7/2012 15:01	65.2	23/7/2012 20:11	62.1
15/7/2012 18:26	68.2	17/7/2012 19:36	65.2	19/7/2012 20:46	60.0	21/7/2012 21:56	64.5	22/7/2012 15:06	63.6	23/7/2012 20:16	63.5
15/7/2012 18:31	61.5	17/7/2012 19:41	64.5	19/7/2012 20:51	59.5	21/7/2012 22:01	64.6	22/7/2012 15:11	65.6	23/7/2012 20:21	63.9
15/7/2012 18:36	68.2	17/7/2012 19:46	64.6	19/7/2012 20:56	59.3	21/7/2012 22:06	64.8	22/7/2012 15:16	64.2	23/7/2012 20:26	64.2
15/7/2012 18:41	69.2	17/7/2012 19:51	64.6	19/7/2012 21:01	59.0	21/7/2012 22:11	64.7	22/7/2012 15:21	67.0	23/7/2012 20:31	63.5
15/7/2012 18:46	69.0	17/7/2012 19:56	65.1	19/7/2012 21:06	58.8	21/7/2012 22:16	64.5	22/7/2012 15:26	66.2	23/7/2012 20:36	63.7
15/7/2012 18:51	67.0	17/7/2012 20:01	64.7	19/7/2012 21:11	59.0	21/7/2012 22:21	64.3	22/7/2012 15:31	65.9	23/7/2012 20:41	63.6
15/7/2012 18:56	57.9	17/7/2012 20:06	64.6	19/7/2012 21:16	59.1	21/7/2012 22:26	66.7	22/7/2012 15:36	64.4	23/7/2012 20:46	64.2
15/7/2012 19:01	68.9	17/7/2012 20:11	63.6	19/7/2012 21:21	58.7	21/7/2012 22:31	64.2	22/7/2012 15:41	65.2	23/7/2012 20:51	63.7
15/7/2012 19:06	67.1	17/7/2012 20:16	64.6	19/7/2012 21:26	58.6	21/7/2012 22:36	67.3	22/7/2012 15:46	66.7	23/7/2012 20:56	63.6
15/7/2012 19:11	67.8	17/7/2012 20:21	64.7	19/7/2012 21:31	59.4	21/7/2012 22:41	65.8	22/7/2012 15:51	65.9	23/7/2012 21:01	64.3
15/7/2012 19:16	69.1	17/7/2012 20:26	63.8	19/7/2012 21:36	58.5	21/7/2012 22:46	68.5	22/7/2012 15:56	66.0	23/7/2012 21:06	64.3
15/7/2012 19:21	58.3	17/7/2012 20:31	63.8	19/7/2012 21:41	58.2	21/7/2012 22:51	68.4	22/7/2012 16:01	67.4	23/7/2012 21:11	63.4
15/7/2012 19:26	61.9	17/7/2012 20:36	63.8	19/7/2012 21:46	58.1	21/7/2012 22:56	68.6	22/7/2012 16:06	65.5	23/7/2012 21:16	64.1
15/7/2012 19:31	55.3	17/7/2012 20:41	64.1	19/7/2012 21:51	58.3	22/7/2012 7:01	62.7	22/7/2012 16:11	65.6	23/7/2012 21:21	63.6
15/7/2012 19:36	68.9	17/7/2012 20:46	64.8	19/7/2012 21:56	58.2	22/7/2012 7:06	62.8	22/7/2012 16:16	66.9	23/7/2012 21:26	63.9
15/7/2012 19:41	68.8	17/7/2012 20:51	64.4	19/7/2012 22:01	57.7	22/7/2012 7:11	63.4	22/7/2012 16:21	66.9	23/7/2012 21:31	63.0
15/7/2012 19:46	67.4	17/7/2012 20:56	63.0	19/7/2012 22:06	57.7	22/7/2012 7:16	62.9	22/7/2012 16:26	67.0	23/7/2012 21:36	63.7
15/7/2012 19:51	67.5	17/7/2012 21:01	63.3	19/7/2012 22:11	58.4	22/7/2012 7:21	63.1	22/7/2012 16:31	67.9	23/7/2012 21:41	63.8
15/7/2012 19:56	67.9	17/7/2012 21:06	63.6	19/7/2012 22:16	57.4	22/7/2012 7:26	62.7	22/7/2012 16:36	68.7	23/7/2012 21:46	63.2
15/7/2012 20:01	67.9	17/7/2012 21:11	62.9	19/7/2012 22:21	58.2	22/7/2012 7:31	64.9	22/7/2012 16:41	67.6	23/7/2012 21:51	64.0
15/7/2012 20:06	67.7	17/7/2012 21:16	63.7	19/7/2012 22:26	57.7	22/7/2012 7:36	64.9	22/7/2012 16:46	68.4	23/7/2012 21:56	63.4
15/7/2012 20:11	67.6	17/7/2012 21:21	64.0	19/7/2012 22:31	58.6	22/7/2012 7:41	64.9	22/7/2012 16:51	67.6	23/7/2012 22:01	63.2
15/7/2012 20:16	67.0	17/7/2012 21:26	64.2	19/7/2012 22:36	59.7	22/7/2012 7:46	64.5	22/7/2012 16:56	67.8	23/7/2012 22:06	63.4
15/7/2012 20:21	66.8	17/7/2012 21:31	64.5	19/7/2012 22:41	58.9	22/7/2012 7:51	64.9	22/7/2012 17:01	56.3	23/7/2012 22:11	63.4
15/7/2012 20:26	67.2	17/7/2012 21:36	63.5	19/7/2012 22:46	59.5	22/7/2012 7:56	64.8	22/7/2012 17:06	68.3	23/7/2012 22:16	63.6
15/7/2012 20:31	67.2	17/7/2012 21:41	64.2	19/7/2012 22:51	59.2	22/7/2012 8:01	64.8	22/7/2012 17:11	67.9	23/7/2012 22:21	63.4
15/7/2012 20:36	67.1	17/7/2012 21:46	64.3	19/7/2012 22:56	59.2	22/7/2012 8:06	64.8	22/7/2012 17:16	67.1	23/7/2012 22:26	63.5
15/7/2012 20:41	66.9	17/7/2012 21:51	63.8	20/7/2012 19:01	57.8	22/7/2012 8:11	64.3	22/7/2012 17:21	66.0	23/7/2012 22:31	62.8
15/7/2012 20:46	66.4	17/7/2012 21:56	63.8	20/7/2012 19:06	58.8	22/7/2012 8:16	64.2	22/7/2012 17:26	66.3	23/7/2012 22:36	63.0
15/7/2012 20:51	68.1	17/7/2012 22:01	64.4	20/7/2012 19:11	58.4	22/7/2012 8:21	64.2	22/7/2012 17:31	66.6	23/7/2012 22:41	63.3
15/7/2012 20:56	65.7	17/7/2012 22:06	63.0	20/7/2012 19:16	58.1	22/7/2012 8:26	64.5	22/7/2012 17:36	66.0	23/7/2012 22:46	63.2
15/7/2012 21:01	68.8	17/7/2012 22:11	62.5	20/7/2012 19:21	59.1	22/7/2012 8:31	64.2	22/7/2012 17:41	67.5	23/7/2012 22:51	63.5
15/7/2012 21:06	67.2	17/7/2012 22:16	62.8	20/7/2012 19:26	59.3	22/7/2012 8:36	66.0	22/7/2012 17:46	65.6	23/7/2012 22:56	63.7
15/7/2012 21:11	65.1	17/7/2012 22:21	61.7	20/7/2012 19:31	59.0	22/7/2012 8:41	64.1	22/7/2012 17:51	66.4	24/7/2012 19:01	64.0
15/7/2012 21:16	68.6	17/7/2012 22:26	62.2	20/7/2012 19:36	58.6	22/7/2012 8:46	64.5	22/7/2012 17:56	64.6	24/7/2012 19:06	63.0
15/7/2012 21:21	62.4	17/7/2012 22:31	62.3	20/7/2012 19:41	58.8	22/7/2012 8:51	64.1	22/7/2012 18:01	65.3	24/7/2012 19:11	63.5
15/7/2012 21:26	68.7	17/7/2012 22:36	62.5	20/7/2012 19:46	58.5	22/7/2012 8:56	64.0	22/7/2012 18:06	63.6	24/7/2012 19:16	63.2
15/7/2012 21:31	68.5	17/7/2012 22:41	62.8	20/7/2012 19:51	58.1	22/7/2012 9:01	63.7	22/7/2012 18:11	62.1	24/7/2012 19:21	64.1
15/7/2012 21:36	68.5	17/7/2012 22:46	62.3	20/7/2012 19:56	58.2	22/7/2012 9:06	63.8	22/7/2012 18:16	63.1	24/7/2012 19:26	65.5
15/7/2012 21:41	67.0	17/7/2012 22:51	61.8	20/7/2012 20:01	58.4	22/7/2012 9:11	64.1	22/7/2012 18:21	62.2	24/7/2012 19:31	64.5
15/7/2012 21:46	66.5	17/7/2012 22:56	62.1	20/7/2012 20:06	59.0	22/7/2012 9:16	64.0	22/7/2012 18:26	63.8	24/7/2012 19:36	63.8
15/7/2012 21:51	67.6	18/7/2012 19:01	68.9	20/7/2012 20:11	58.9	22/7/2012 9:21	63.5	22/7/2012 18:31	61.6	24/7/2012 19:41	64.1
15/7/2012 21:56	68.6	18/7/2012 19:06	65.1	20/7/2012 20:16	58.7	22/7/2012 9:26	64.0	22/7/2012 18:36	63.4	24/7/2012 19:46	64.0
15/7/2012 22:01	67.6	18/7/2012 19:11	64.9	20/7/2012 20:21	58.4	22/7/2012 9:31	64.2	22/7/2012 18:41	64.2	24/7/2012 19:51	64.2
15/7/2012 22:06	68.2	18/7/2012 19:16	64.0	20/7/2012 20:26	58.4	22/7/2012 9:36	64.3	22/7/2012 18:46	62.6	24/7/2012 19:56	63.5
15/7/2012 22:11	64.5	18/7/2012 19:21	64.0	20/7/2012 20:31	59.2	22/7/2012 9:41	64.4	22/7/2012 18:51	63.4	24/7/2012 20:01	63.7
15/7/2012 22:16	65.1	18/7/2012 19:26	64.1	20/7/2012 20:36	58.6	22/7/2012 9:46	63.8	22/7/2012 18:56	63.1	24/7/2012 20:06	63.8
15/7/2012 22:21	64.9	18/7/2012 19:31	63.8	20/7/2012 20:41	57.8	22/7/2012 9:51	63.9	22/7/2012 19:01	62.4	24/7/2012 20:11	63.4
15/7/2012 22:26	65.0	18/7/2012 19:36	63.5	20/7/2012 20:46	57.6	22/7/2012 9:56	64.2	22/7/2012 19:06	61.9	24/7/2012 20:16	63.8
15/7/2012 22:31	64.9	18/7/2012 19:41	63.3	20/7/2012 20:51	59.1	22/7/2012 10:01	63.7	22/7/2012 19:11	62.2	24/7/2012 20:21	63.7
15/7/2012 22:36	65.5	18/7/2012 19:46	63.4	20/7/2012 20:56	57.4	22/7/2012 10:06	64.0	22/7/2012 19:16	62.4	24/7/2012 20:26	64.0
15/7/2012 22:41	65.8	18/7/2012 19:51	63.8	20/7/2012 21:01	58.0	22/7/2012 10:11	64.1	22/7/2012 19:21	63.3	24/7/2012 20:31	63.3
15/7/2012 22:46	65.9	18/7/2012 19:56	63.3	20/7/2012 21:06	56.0	22/7/2012 10:16	63.9	22/7/2012 19:26	62.7	24/7/2012 20:36	63.6
15/7/2012 22:51	64.8	18/7/2012 20:01	62.9	20/7/2012 21:11	58.9	22/7/2012 10:21	63.8	22/7/2012 19:31	63.0	24/7/2012 20:41	63.6
15/7/2012 22:56	64.9	18/7/2012 20:06	63.4	20/7/2012 21:16	58.1	22/7/2012 10:26	63.5	22/7/2012 19:36	63.4	24/7/2012 20:46	62.9
16/7/2012 19:01	67.6	18/7/2012 20:11	63.3	20/7/2012 21:21	61.3	22/7/2012 10:31	63.5	22/7/2012 19:41	63.3	24/7/2012 20:51	63.3
16/7/2012 19:06	67.7	18/7/2012 20:16	62.6	20/7/2012 21:26	58.8	22/7/2012 10:36	63.9	22/7/2012 19:46	63.7	24/7/2012 20:56	62.7
16/7/2012 19:11	67.7	18/7/2012 20:21	62.6	20/7/2012 21:31	58.6	22/7/2012 10:41	63.4	22/7/2012 19:51	63.2	24/7/2012 21:01	63.1
16/7/2012 19:16	68.8	18/7/2012 20:26	62.4	20/7/2012 21:36	59.6	22/7/2012 10:46	63.2	22/7/2012 19:56	63.0	24/7/2012 21:06	62.9
16/7/2012 19:21	69.0	18/7/2012 20:31	64.0	20/7/2012 21:41	58.6	22/7/2012 10:51	62.1	22/7/2012 20:01	62.8	24/7/2012 21:11	62.7
16/7/2012 19:26	68.4	18/7/2012 20:36	63.6	20/7/2012 21:46	60.3	22/7/2012 10:56	68.9	22/7/2012 20:06	62.8	24/7/2012 21:16	63.0
16/7/2012 19:31	67.8	18/7/2012 20:41	63.4	20/7/2012 21:51	61.9	22/7/2012 11:01	68.9	22/7/2012 20:11	63.3	24/7/2012 21:21	63.4
16/7/2012 19:36	66.7	18/7/2012 20:46	64.0	20/7/2012 21:56	61.0	22/7/2012 11:06	69.0	22/7/2012 20:16	62.5	24/7/2012 21:26	63.1
16/7/2012 19:41	63.9	18/7/2012 20:51	65.2	20/7/2012 22:01	61.0	22/7/2012 11:11	69.3	22/7/2012 20:21	62.2	24/7/2012 21:31	62.7
16/7/2012 19:46	54.1	18/7/2012 20:56	65.2	20/7/2012 22:06	61.2	22/7/2012 11:16	69.1	22/7/2012 20:26	63.3	24/7/2012 21:36	62.9
16/7/2012 19:51	67.9	18/7/2012 21:01	64.4	20/7/2012 22:11	61.1	22/7/2012 11:21	69.3	22/7/2012 20:31	63.2	24/7/2012 21:41	62.9
16/7/2012 19:56	66.6	18/7/2012 21:06	64.4	20/7/2012 22:16	62.2	22/7/2012 11:26	68.9	22/7/2012 20:36	62.3	24/7/2012 21:46	63.0
16/7/2012 20:01	66.5	18/7/2012 21:11	64.3	20/7/2012 22:21	63.1	22/7/2012 11:31	68.4	22/7/2012 20:41	62.3	24/7/2012 21:51	62.8
16/7/2012 20:06	66.6	18/7/2012 21:16	64.0	20/7/2012 22:26	62.2	22/7/2012 11:36	68.7	22/7/2012 20:46	62.2	24/7/2012 21:56	62.8
16/7/2012 20:11	67.9	18/7/2012 21:21	65.6	20/7/2012 22:31	63.5	22/7/2012 11:41	68.5	22/7/2012 20:51	63.1	24/7/2012 22:01	62.8
16/7/2012 20:16	68.1	18/7/2012 21:26	63.9	20/7/2012 22:36	63.2	22/7/2012 11:46	68.3	22/7/2012 20:56	62.4	24/7/2012 22:06	62.8
16/7/2012 20:21	68.1	18/7/2012 21:31	64.4	20/7/2012 22:41	62.6	22/7/2012 11:51	68.5	22/7/2012 21:01	61.8	24/7/2012 22:11	62.8
16/7/2012 20:26	66.9	18/7/2012 21:36	64.0	20/7/2012 22:46	62.5	22/7/2012 11:56	67.8	22/7/2012 21:06	62.2	24/7/2012 22:16	63.8
16/7/2012 20:31	66.1	18/7/2012 21:41	64.2	20/7/2012 22:51	62.9	22/7/2012 12:01	67.5	22/7/2012 21:11	62.2	24/7/2012 22:21	62.6
16/7/2012 20:36	65.1	18/7/2012 21:46	65.0	20/7/2012 22:56	63.3	22/7/2012 12:06	66.8	22/7/2012 21:16	61.9	24/7/2012 22:26	62.7
16/7/2012 20:41	65.0	18/7/2012 21:51	64.6	21/7/2012 19:01	63.1	22/7/2012 12:11	66.9	22/7/2012 21:21	62.0	24/7/2012 22:31	62.4
16/7/2012 20:46	65.9	18/7/2012 21:56	64.1	21/7/2012 19:06	63.5	22/7/2012 12:16	66.5	22/7/2012 21:26	62.7	24/7/2012 22:36	63.3
16/7/2012 20:51	63.9	18/7/2012 22:01	64.4	21/7/2012 19:11	63.4	22/7/2012 12:21	66.8	22/7/2012 21:31	62.5	24/7/2012 22:41	62.4
16/7/2012 20:56	59.3	18/7/2012 22:06	64.5	21/7/2012 19:16	63.9	22/7/2012 12:26	66.6	22/7/2012 21:36	62.7	24/7/2012 22:46	62.3
16/7/2012 21:01	67.1	18/7/2012 22:11	64.0	21/7/2012 19:21	63.9	22/7/2012 12:31	66.0	22/7/2012 21:41	62.1	24/7/2012 22:51	62.5
16/7/2012 21:06	69.3	18/7/2012 22:16	64.6	21/7/2012 19:26	64.0	22/7/2012 12:36	66.2	22/7/2012 21:46	63.1	24/7/2012 22:56	62.2
16/7/2012 21:11	67.7	18/7/2012 22:21	64.4	21/7/2012 19:31	64.7	22/7/2012 12:41	66.7	22/7/2012 21:51	62.4	25/7/2012 19:01	67.9
16/7/2012 21:16	69.2	18/7/2012 22:26	64.1	21/7/2012 19:36	64.9	22/7/2012 12:46	66.2	22/7/2012 21:56	62.3	25/7/2012 19:06	61.0
16/7/2012 21:21	68.9	18/7/2012 22:31	64.6	21/7/2012 19:41	65.5	22/7/2012 12:51	66.6	22/7/2012 22:01	62.2	25/7/2012 19:11	64.7
16/7/2012 21:26	68.5	18/7/2012 22:36	64.3	21/7/2012 19:46	65.2	22/7/2012 12:56	66.6	22/7/2012 22:06	62.3	25/7/2012 19:16	64.6
16/7/2012 21:31	68.2	18/7/2012 22:41	64.6	21/7/2012 19:51	65.1	22/7/2012 13:01	66.7	22/7/2012 22:11	61.9	25/7/2012 19:21	64.1
16/7/2012 21:36	68.4	18/7/2012 22:46	63.9	21/7/2012 19:56	64.8	22/7/2012 13:06	66.9	22/7/2012 22:16	61.7	25/7/2012 19:26	63.6

Real-time Noise Data RTN1 (FEHD Hong Kong Transport Section Whitefield Depot)

25/7/2012 19:31	63.6	27/7/2012 20:41	65.6	28/6/2012 6:36	62.7	29/6/2012 23:46	64.2	1/7/2012 0:56	62.8	2/7/2012 2:06	60.9
25/7/2012 19:36	63.3	27/7/2012 20:46	64.7	28/6/2012 6:41	62.7	29/6/2012 23:51	64.1	1/7/2012 1:01	63.2	2/7/2012 2:11	61.8
25/7/2012 19:41	63.9	27/7/2012 20:51	64.6	28/6/2012 6:46	62.8	29/6/2012 23:56	64.0	1/7/2012 1:06	62.0	2/7/2012 2:16	60.4
25/7/2012 19:46	63.7	27/7/2012 20:56	64.4	28/6/2012 6:51	63.4	30/6/2012 0:01	64.4	1/7/2012 1:11	62.9	2/7/2012 2:21	60.6
25/7/2012 19:51	62.8	27/7/2012 21:01	64.6	28/6/2012 6:56	62.8	30/6/2012 0:06	64.3	1/7/2012 1:16	62.6	2/7/2012 2:26	60.6
25/7/2012 19:56	63.6	27/7/2012 21:06	64.6	28/6/2012 23:01	64.4	30/6/2012 0:11	64.4	1/7/2012 1:21	62.6	2/7/2012 2:31	60.4
25/7/2012 20:01	62.5	27/7/2012 21:11	63.5	28/6/2012 23:06	63.9	30/6/2012 0:16	63.8	1/7/2012 1:26	62.6	2/7/2012 2:36	60.3
25/7/2012 20:06	63.9	27/7/2012 21:16	63.9	28/6/2012 23:11	64.4	30/6/2012 0:21	63.8	1/7/2012 1:31	62.5	2/7/2012 2:41	60.1
25/7/2012 20:11	64.3	27/7/2012 21:21	63.7	28/6/2012 23:16	63.9	30/6/2012 0:26	65.0	1/7/2012 1:36	61.9	2/7/2012 2:46	61.8
25/7/2012 20:16	63.8	27/7/2012 21:26	64.5	28/6/2012 23:21	63.3	30/6/2012 0:31	64.9	1/7/2012 1:41	62.4	2/7/2012 2:51	60.2
25/7/2012 20:21	63.7	27/7/2012 21:31	64.1	28/6/2012 23:26	63.7	30/6/2012 0:36	64.3	1/7/2012 1:46	62.1	2/7/2012 2:56	60.2
25/7/2012 20:26	63.6	27/7/2012 21:36	64.5	28/6/2012 23:31	63.6	30/6/2012 0:41	64.0	1/7/2012 1:51	63.1	2/7/2012 3:01	60.6
25/7/2012 20:31	64.0	27/7/2012 21:41	64.1	28/6/2012 23:36	63.2	30/6/2012 0:46	63.7	1/7/2012 1:56	62.5	2/7/2012 3:06	60.2
25/7/2012 20:36	64.4	27/7/2012 21:46	63.9	28/6/2012 23:41	62.4	30/6/2012 0:51	63.5	1/7/2012 2:01	62.3	2/7/2012 3:11	59.0
25/7/2012 20:41	64.4	27/7/2012 21:51	64.1	28/6/2012 23:46	62.6	30/6/2012 0:56	63.6	1/7/2012 2:06	61.7	2/7/2012 3:16	61.1
25/7/2012 20:46	65.0	27/7/2012 21:56	64.4	28/6/2012 23:51	62.8	30/6/2012 1:01	63.1	1/7/2012 2:11	61.1	2/7/2012 3:21	60.8
25/7/2012 20:51	64.8	27/7/2012 22:01	64.1	28/6/2012 23:56	62.5	30/6/2012 1:06	62.9	1/7/2012 2:16	61.5	2/7/2012 3:26	60.3
25/7/2012 20:56	64.5	27/7/2012 22:06	64.0	29/6/2012 0:01	62.3	30/6/2012 1:11	62.8	1/7/2012 2:21	61.9	2/7/2012 3:31	60.8
25/7/2012 21:01	64.9	27/7/2012 22:11	63.7	29/6/2012 0:06	63.1	30/6/2012 1:16	62.4	1/7/2012 2:26	61.1	2/7/2012 3:36	60.1
25/7/2012 21:06	64.2	27/7/2012 22:16	64.1	29/6/2012 0:11	62.5	30/6/2012 1:21	62.4	1/7/2012 2:31	61.7	2/7/2012 3:41	60.5
25/7/2012 21:11	63.7	27/7/2012 22:21	63.7	29/6/2012 0:16	62.7	30/6/2012 1:26	61.5	1/7/2012 2:36	61.2	2/7/2012 3:46	60.6
25/7/2012 21:16	64.1	27/7/2012 22:26	63.8	29/6/2012 0:21	62.0	30/6/2012 1:31	61.4	1/7/2012 2:41	61.8	2/7/2012 3:51	60.3
25/7/2012 21:21	65.6	27/7/2012 22:31	64.0	29/6/2012 0:26	62.9	30/6/2012 1:36	61.2	1/7/2012 2:46	61.6	2/7/2012 3:56	60.0
25/7/2012 21:26	65.1	27/7/2012 22:36	63.2	29/6/2012 0:31	63.2	30/6/2012 1:41	62.0	1/7/2012 2:51	61.5	2/7/2012 4:01	59.9
25/7/2012 21:31	66.6	27/7/2012 22:41	63.2	29/6/2012 0:36	62.0	30/6/2012 1:46	61.3	1/7/2012 2:56	61.6	2/7/2012 4:06	60.9
25/7/2012 21:36	64.1	27/7/2012 22:46	62.3	29/6/2012 0:41	62.0	30/6/2012 1:51	60.4	1/7/2012 3:01	61.4	2/7/2012 4:11	59.9
25/7/2012 21:41	66.0	27/7/2012 22:51	63.0	29/6/2012 0:46	61.9	30/6/2012 1:56	61.5	1/7/2012 3:06	61.6	2/7/2012 4:16	59.6
25/7/2012 21:46	65.7	27/7/2012 22:56	62.5	29/6/2012 0:51	61.5	30/6/2012 2:01	61.0	1/7/2012 3:11	60.8	2/7/2012 4:21	59.7
25/7/2012 21:51	65.5			29/6/2012 0:56	61.7	30/6/2012 2:06	60.2	1/7/2012 3:16	61.2	2/7/2012 4:26	59.8
25/7/2012 21:56	64.3	Night-time 23:00-07:00		29/6/2012 1:01	60.9	30/6/2012 2:11	60.9	1/7/2012 3:21	61.3	2/7/2012 4:31	60.8
25/7/2012 22:01	64.1			29/6/2012 1:06	60.7	30/6/2012 2:16	60.7	1/7/2012 3:26	61.5	2/7/2012 4:36	60.5
25/7/2012 22:06	64.8	28/6/2012 0:01	64.0	29/6/2012 1:11	60.4	30/6/2012 2:21	60.8	1/7/2012 3:31	60.2	2/7/2012 4:41	60.1
25/7/2012 22:11	64.5	28/6/2012 0:06	62.9	29/6/2012 1:16	61.4	30/6/2012 2:26	60.6	1/7/2012 3:36	61.2	2/7/2012 4:46	60.3
25/7/2012 22:16	64.8	28/6/2012 0:11	62.2	29/6/2012 1:21	60.6	30/6/2012 2:31	60.0	1/7/2012 3:41	60.5	2/7/2012 4:51	59.9
25/7/2012 22:21	64.5	28/6/2012 0:16	62.6	29/6/2012 1:26	60.2	30/6/2012 2:36	60.3	1/7/2012 3:46	61.2	2/7/2012 4:56	59.7
25/7/2012 22:26	64.5	28/6/2012 0:21	62.6	29/6/2012 1:31	61.2	30/6/2012 2:41	60.1	1/7/2012 3:51	61.6	2/7/2012 5:01	60.1
25/7/2012 22:31	64.0	28/6/2012 0:26	62.3	29/6/2012 1:36	60.4	30/6/2012 2:46	60.3	1/7/2012 3:56	60.4	2/7/2012 5:06	60.5
25/7/2012 22:36	62.9	28/6/2012 0:31	62.9	29/6/2012 1:41	60.5	30/6/2012 2:51	60.2	1/7/2012 4:01	60.8	2/7/2012 5:11	59.8
25/7/2012 22:41	63.2	28/6/2012 0:36	62.2	29/6/2012 1:46	60.0	30/6/2012 2:56	59.8	1/7/2012 4:06	61.4	2/7/2012 5:16	60.8
25/7/2012 22:46	63.2	28/6/2012 0:41	62.1	29/6/2012 1:51	60.8	30/6/2012 3:01	59.4	1/7/2012 4:11	60.5	2/7/2012 5:21	60.5
25/7/2012 22:51	62.6	28/6/2012 0:46	62.1	29/6/2012 1:56	60.8	30/6/2012 3:06	59.6	1/7/2012 4:16	60.5	2/7/2012 5:26	60.6
25/7/2012 22:56	63.1	28/6/2012 0:51	62.2	29/6/2012 2:01	60.2	30/6/2012 3:11	59.7	1/7/2012 4:21	60.4	2/7/2012 5:31	59.4
26/7/2012 19:01	64.9	28/6/2012 0:56	61.9	29/6/2012 2:06	60.1	30/6/2012 3:16	60.3	1/7/2012 4:26	60.7	2/7/2012 5:36	61.1
26/7/2012 19:06	65.3	28/6/2012 1:01	62.0	29/6/2012 2:11	59.8	30/6/2012 3:21	59.8	1/7/2012 4:31	61.3	2/7/2012 5:41	60.9
26/7/2012 19:11	65.6	28/6/2012 1:06	62.0	29/6/2012 2:16	59.9	30/6/2012 3:26	59.1	1/7/2012 4:36	60.6	2/7/2012 5:46	60.6
26/7/2012 19:16	63.3	28/6/2012 1:11	61.9	29/6/2012 2:21	59.2	30/6/2012 3:31	59.1	1/7/2012 4:41	60.8	2/7/2012 5:51	60.2
26/7/2012 19:21	64.1	28/6/2012 1:16	61.8	29/6/2012 2:26	59.8	30/6/2012 3:36	59.5	1/7/2012 4:46	60.3	2/7/2012 5:56	61.3
26/7/2012 19:26	65.1	28/6/2012 1:21	61.9	29/6/2012 2:31	59.9	30/6/2012 3:41	59.4	1/7/2012 4:51	60.4	2/7/2012 6:01	61.5
26/7/2012 19:31	65.1	28/6/2012 1:26	61.2	29/6/2012 2:36	60.1	30/6/2012 3:46	59.0	1/7/2012 4:56	61.0	2/7/2012 6:06	60.9
26/7/2012 19:36	64.3	28/6/2012 1:31	61.1	29/6/2012 2:41	59.6	30/6/2012 3:51	59.2	1/7/2012 5:01	60.4	2/7/2012 6:11	60.9
26/7/2012 19:41	64.0	28/6/2012 1:36	61.5	29/6/2012 2:46	59.5	30/6/2012 3:56	59.6	1/7/2012 5:06	61.0	2/7/2012 6:16	62.1
26/7/2012 19:46	66.2	28/6/2012 1:41	61.5	29/6/2012 2:51	60.1	30/6/2012 4:01	59.0	1/7/2012 5:11	62.5	2/7/2012 6:21	61.8
26/7/2012 19:51	64.5	28/6/2012 1:46	60.9	29/6/2012 2:56	59.8	30/6/2012 4:06	62.3	1/7/2012 5:16	63.2	2/7/2012 6:26	61.2
26/7/2012 19:56	64.2	28/6/2012 1:51	61.5	29/6/2012 3:01	59.1	30/6/2012 4:11	63.4	1/7/2012 5:21	60.8	2/7/2012 6:31	61.9
26/7/2012 20:01	64.1	28/6/2012 1:56	61.6	29/6/2012 3:06	58.7	30/6/2012 4:16	59.0	1/7/2012 5:26	61.8	2/7/2012 6:36	62.2
26/7/2012 20:06	64.1	28/6/2012 2:01	61.3	29/6/2012 3:11	59.6	30/6/2012 4:21	59.1	1/7/2012 5:31	61.6	2/7/2012 6:41	61.5
26/7/2012 20:11	64.4	28/6/2012 2:06	61.0	29/6/2012 3:16	59.6	30/6/2012 4:26	59.6	1/7/2012 5:36	61.7	2/7/2012 6:46	62.8
26/7/2012 20:16	64.2	28/6/2012 2:11	60.3	29/6/2012 3:21	59.1	30/6/2012 4:31	60.7	1/7/2012 5:41	61.4	2/7/2012 6:51	63.0
26/7/2012 20:21	63.7	28/6/2012 2:16	58.5	29/6/2012 3:26	58.6	30/6/2012 4:36	58.4	1/7/2012 5:46	61.5	2/7/2012 6:56	61.6
26/7/2012 20:26	64.1	28/6/2012 2:21	61.2	29/6/2012 3:31	59.4	30/6/2012 4:41	59.9	1/7/2012 5:51	62.1	2/7/2012 23:01	62.5
26/7/2012 20:31	64.1	28/6/2012 2:26	60.6	29/6/2012 3:36	58.2	30/6/2012 4:46	60.0	1/7/2012 5:56	62.0	2/7/2012 23:06	63.0
26/7/2012 20:36	64.4	28/6/2012 2:31	60.5	29/6/2012 3:41	59.4	30/6/2012 4:51	60.0	1/7/2012 6:01	61.9	2/7/2012 23:11	62.8
26/7/2012 20:41	64.6	28/6/2012 2:36	61.2	29/6/2012 3:46	58.7	30/6/2012 4:56	60.1	1/7/2012 6:06	62.1	2/7/2012 23:16	62.4
26/7/2012 20:46	63.5	28/6/2012 2:41	60.2	29/6/2012 3:51	59.3	30/6/2012 5:01	59.9	1/7/2012 6:11	62.3	2/7/2012 23:21	62.7
26/7/2012 20:51	63.1	28/6/2012 2:46	60.4	29/6/2012 3:56	58.8	30/6/2012 5:06	59.5	1/7/2012 6:16	62.5	2/7/2012 23:26	63.1
26/7/2012 20:56	63.3	28/6/2012 2:51	60.4	29/6/2012 4:01	59.5	30/6/2012 5:11	60.5	1/7/2012 6:21	62.4	2/7/2012 23:31	63.4
26/7/2012 21:01	63.9	28/6/2012 2:56	60.4	29/6/2012 4:06	59.3	30/6/2012 5:16	59.6	1/7/2012 6:26	62.7	2/7/2012 23:36	62.7
26/7/2012 21:06	63.5	28/6/2012 3:01	60.4	29/6/2012 4:11	60.1	30/6/2012 5:21	60.2	1/7/2012 6:31	63.1	2/7/2012 23:41	62.5
26/7/2012 21:11	63.8	28/6/2012 3:06	62.0	29/6/2012 4:16	58.6	30/6/2012 5:26	60.2	1/7/2012 6:36	63.4	2/7/2012 23:46	62.9
26/7/2012 21:16	63.8	28/6/2012 3:11	59.6	29/6/2012 4:21	59.1	30/6/2012 5:31	60.1	1/7/2012 6:41	62.9	2/7/2012 23:51	62.2
26/7/2012 21:21	63.2	28/6/2012 3:16	60.3	29/6/2012 4:26	58.3	30/6/2012 5:36	61.8	1/7/2012 6:46	64.0	2/7/2012 23:56	62.4
26/7/2012 21:26	63.5	28/6/2012 3:21	60.4	29/6/2012 4:31	59.1	30/6/2012 5:41	59.9	1/7/2012 6:51	64.2	3/7/2012 0:01	63.2
26/7/2012 21:31	63.8	28/6/2012 3:26	60.2	29/6/2012 4:36	59.0	30/6/2012 5:46	60.6	1/7/2012 6:56	64.0	3/7/2012 0:06	63.0
26/7/2012 21:36	63.0	28/6/2012 3:31	60.0	29/6/2012 4:41	59.3	30/6/2012 5:51	62.7	1/7/2012 23:01	64.3	3/7/2012 0:11	62.9
26/7/2012 21:41	63.7	28/6/2012 3:36	60.0	29/6/2012 4:46	59.0	30/6/2012 5:56	62.6	1/7/2012 23:06	63.6	3/7/2012 0:16	62.2
26/7/2012 21:46	63.0	28/6/2012 3:41	59.9	29/6/2012 4:51	60.1	30/6/2012 6:01	61.4	1/7/2012 23:11	63.4	3/7/2012 0:21	62.4
26/7/2012 21:51	64.1	28/6/2012 3:46	60.5	29/6/2012 4:56	60.1	30/6/2012 6:06	61.4	1/7/2012 23:16	63.3	3/7/2012 0:26	62.9
26/7/2012 21:56	63.7	28/6/2012 3:51	60.1	29/6/2012 5:01	58.5	30/6/2012 6:11	62.5	1/7/2012 23:21	63.0	3/7/2012 0:31	64.2
26/7/2012 22:01	63.4	28/6/2012 3:56	60.0	29/6/2012 5:06	59.9	30/6/2012 6:16	62.3	1/7/2012 23:26	63.8	3/7/2012 0:36	61.2
26/7/2012 22:06	63.8	28/6/2012 4:01	59.7	29/6/2012 5:11	59.1	30/6/2012 6:21	63.5	1/7/2012 23:31	63.1	3/7/2012 0:41	62.0
26/7/2012 22:11	63.5	28/6/2012 4:06	59.7	29/6/2012 5:16	59.0	30/6/2012 6:26	63.3	1/7/2012 23:36	62.9	3/7/2012 0:46	62.2
26/7/2012 22:16	63.2	28/6/2012 4:11	60.9	29/6/2012 5:21	59.7	30/6/2012 6:31	63.9	1/7/2012 23:41	63.4	3/7/2012 0:51	60.9
26/7/2012 22:21	64.9	28/6/2012 4:16	60.0	29/6/2012 5:26	60.6	30/6/2012 6:36	63.4	1/7/2012 23:46	62.9	3/7/2012 0:56	61.1
26/7/2012 22:26	63.7	28/6/2012 4:21	60.6	29/6/2012 5:31	60.6	30/6/2012 6:41	63.7	1/7/2012 23:51	63.0	3/7/2012 1:01	61.4
26/7/2012 22:31	63.1	28/6/2012 4:26	60.2	29/6/2012 5:36	60.1	30/6/2012 6:46	64.5	1/7/2012 23:56	62.7	3/7/2012 1:06	59.6
26/7/2012 22:36	63.4	28/6/2012 4:31	62.3	29/6/2012 5:41	61.2	30/6/2012 6:51	65.0	2/7/2012 0:01	64.0	3/7/2012 1:11	61.1
26/7/2012 22:41	62.9	28/6/2012 4:36	60.7	29/6/2012 5:46	60.7	30/6/2012 6:56	64.7	2/7/2012 0:06	62.5	3/7/2012 1:16	61.0
26/7/2012 22:46	63.0	28/6/2012 4:41	59.9	29/6/2012 5:51	61.2	30/6/2012 23:01	65.0	2/7/2012 0:11	63.3	3/7/2012 1:21	60.2
26/7/2012 22:51	63.4	28/6/2012 4:46	60.2	29/6/2012 5:56	60.7	30/6/2012 23:06	64.1	2/7/2012 0:16	62.7	3/7/2012 1:26	59.6
26/7/2012 22:56	63.0	28/6/2012 4:51	60.3	29/6/2012 6:01	62.9	30/6/2012 23:11	64.4	2/7/2012 0:21	64.1	3/7/2012 1:31	59.5
27/7/2012 19:01	63.0	28/6/2012 4:56	59.7	29/6/2012 6:06	62.8	30/6/2012 23:16	64.1	2/7/2012 0:26	63.0	3/7/2012 1:36	60.7
27/7/2012 19:06	63.6	28/6/2012 5:01	60.8	29/6/2012 6:11	62.6	30/6/2012 23:21	64.5	2/7/2012 0:31	63.9	3/7/2012 1:41	60.2
27/7/2012 19:11	63.0	28/6/2012 5:06	60.0	29/6/2012 6:16	63.0	30/6/2012 23:26	64.5	2/7/2012 0:36	62.8	3/7/2012 1:46	59.6
27/7/2012 19:16	63.9	28/6/2012 5:11	60.2	29/6/2012 6:21	63.4	30/6/2012 23:31	63.6	2/7/2012 0:41	62.4	3/7/2012 1:51	59.2
27/7/2012 19:21	64.2	28/6/2012 5:16	60.9	29/6/2012 6:26	63.5	30/6/2012 23:36	63.9	2/7/2012 0:46	62.2	3/7/2012 1:56	59.6
27/7/2012 19:26	63.5	28/6/2012 5:21	60.5	29/6/2012 6:31	63.6	30/6/2012 23:41	64.3	2/7/2012 0:51	62.9	3/7/2012 2:01	59.2
27/7/2012 19:31	63.6	28/6/2012 5:26	60.3	29/6/2012 6:36	63.7	30/6/2012 23:46	63.7	2/7/2012 0:56	61.8	3/7/2012 2:06	59.5
27/7/2012 19:36	63.1	28/6/2012 5:31	61.2	29/6/2012 6:41	64.0	30/6/2012 23:51	63.7	2/7/2012 1:01	62.2	3/7/2012 2:11	58.6
27/7/2012 19:41	63.8	28/6/2012 5:36	59.6	29/6/2012 6:46	64.9	30/6/2012 23:56	63.7	2/7/2012 1:06	61.9	3/7/2012 2:16	60.8
27/7/2012 19:46	63.8	28/6/2012 5:41	60.3	29/6/2012 6:51	64.4	1/7/2012 0:01	63.9	2/7/2012 1:11	61.2	3/7/2012 2:21	59.7
27/7/2012 19:51	63.9	28/6/2012 5:46	61.6	29/6/2012 6:56	64.3	1/7/2012 0:06	64.1	2/7/2012 1:16	61.9	3/7/2012 2:26	59.9
27/7/2012 19:56	63.7	28/6/2012 5:51	61.8	29/6/2012 23:01	65.0	1/7/2012 0:11	63.5	2/7/2012 1:21	61.9	3/7/2012 2:31	59.7
27/7/2012 20:01	64.0	28/6/2012 5:56	61.3	29/6/2012 23:06	65.0	1/7/2012 0:16	63.9	2/7/2012 1:26	61.7	3/7/2012 2:36	58.5
27/7/2012 20:06	64.6	28/6/2012 6:01	60.7	29/6/2012 23:11	63.7	1/7/2012 0:21	63.8	2/7/2012 1:31	61.9	3/7/2012 2:41	58.7
27/7/2012 20:11	64.7	28/6/2012 6:06	61.6	29/6/2012 23:16	64.3	1/7/2012 0:26	62.9	2/7/2012 1:36	61.4	3/7/2012 2:46	59.1
27/7/2012 20:16	64.9	28/6/2012 6:11	62.0	29/6/2012 23:21	63.8	1/7/2012 0:31	63.4	2/7/2012 1:41	61.1	3/7/2012 2:51	59.2
27/7/2012 20:21	64.2	28/6/2012 6:16	61.3	29/6/2012 23:26	64.1	1/7/2012 0:36	63.9	2/7/2012 1:46	61.8	3/7/2012 2:56	57.8
27/7/2012 20:26	65.5	28/6/2012 6:21	61.8	29/6/2012 23:31	62.3	1/7/2012 0:41	63.8	2/7/2012 1:51	62.2	3/7/2012 3:01	58.4
27/7/2012 20:31	65.3	28/6/2012 6:26	62.5	29/6/2012 23:36	64.9	1/7/2012 0:46	63.6	2/7/2012 1:56	61.6	3/7/2012 3:06	58.6
27/7/2012 20:36	65.7	28/6/2012 6:31	62.0	29/6/2012 23:41	65.0	1/7/2012 0:51	62.8	2/7/2012 2:01	62.0	3/7/2012 3:11	58.0

Real-time Noise Data RTN1 (FEHD Hong Kong Transport Section Whitefield Depot)

3/7/2012 3:16	59.2	4/7/2012 4:26	58.3	5/7/2012 5:36	60.8	6/7/2012 6:46	62.3	7/7/2012 23:56	63.6	9/7/2012 1:06	61.1
3/7/2012 3:21	58.0	4/7/2012 4:31	58.6	5/7/2012 5:41	59.8	6/7/2012 6:51	62.6	8/7/2012 0:01	63.8	9/7/2012 1:11	62.0
3/7/2012 3:26	58.2	4/7/2012 4:36	58.0	5/7/2012 5:46	61.4	6/7/2012 6:56	62.9	8/7/2012 0:06	63.4	9/7/2012 1:16	60.4
3/7/2012 3:31	59.0	4/7/2012 4:41	58.7	5/7/2012 5:51	60.9	6/7/2012 23:01	63.6	8/7/2012 0:11	63.2	9/7/2012 1:21	61.2
3/7/2012 3:36	58.7	4/7/2012 4:46	58.4	5/7/2012 5:56	61.3	6/7/2012 23:06	63.7	8/7/2012 0:16	63.3	9/7/2012 1:26	60.0
3/7/2012 3:41	58.5	4/7/2012 4:51	59.0	5/7/2012 6:01	63.2	6/7/2012 23:11	63.8	8/7/2012 0:21	62.8	9/7/2012 1:31	61.0
3/7/2012 3:46	57.5	4/7/2012 4:56	59.3	5/7/2012 6:06	62.4	6/7/2012 23:16	63.6	8/7/2012 0:26	62.8	9/7/2012 1:36	60.0
3/7/2012 3:51	58.0	4/7/2012 5:01	59.5	5/7/2012 6:11	62.3	6/7/2012 23:21	64.3	8/7/2012 0:31	63.2	9/7/2012 1:41	60.2
3/7/2012 3:56	58.1	4/7/2012 5:06	59.6	5/7/2012 6:16	63.8	6/7/2012 23:26	64.3	8/7/2012 0:36	62.9	9/7/2012 1:46	60.0
3/7/2012 4:01	58.3	4/7/2012 5:11	58.7	5/7/2012 6:21	62.7	6/7/2012 23:31	63.9	8/7/2012 0:41	63.2	9/7/2012 1:51	60.9
3/7/2012 4:06	58.5	4/7/2012 5:16	59.6	5/7/2012 6:26	62.4	6/7/2012 23:36	64.2	8/7/2012 0:46	62.7	9/7/2012 1:56	61.0
3/7/2012 4:11	58.7	4/7/2012 5:21	59.4	5/7/2012 6:31	63.0	6/7/2012 23:41	62.9	8/7/2012 0:51	62.8	9/7/2012 2:01	60.0
3/7/2012 4:16	58.7	4/7/2012 5:26	59.5	5/7/2012 6:36	62.6	6/7/2012 23:46	63.9	8/7/2012 0:56	63.0	9/7/2012 2:06	59.8
3/7/2012 4:21	58.6	4/7/2012 5:31	59.7	5/7/2012 6:41	64.0	6/7/2012 23:51	63.1	8/7/2012 1:01	62.8	9/7/2012 2:11	60.5
3/7/2012 4:26	58.4	4/7/2012 5:36	59.9	5/7/2012 6:46	63.8	6/7/2012 23:56	64.7	8/7/2012 1:06	61.9	9/7/2012 2:16	59.6
3/7/2012 4:31	59.4	4/7/2012 5:41	60.8	5/7/2012 6:51	64.1	7/7/2012 0:01	63.0	8/7/2012 1:11	61.9	9/7/2012 2:21	59.7
3/7/2012 4:36	57.6	4/7/2012 5:46	61.1	5/7/2012 6:56	64.3	7/7/2012 0:06	63.2	8/7/2012 1:16	62.1	9/7/2012 2:26	60.1
3/7/2012 4:41	58.7	4/7/2012 5:51	60.9	5/7/2012 23:01	63.6	7/7/2012 0:11	64.4	8/7/2012 1:21	62.5	9/7/2012 2:31	59.6
3/7/2012 4:46	59.0	4/7/2012 5:56	61.8	5/7/2012 23:06	63.4	7/7/2012 0:16	63.2	8/7/2012 1:26	61.8	9/7/2012 2:36	59.4
3/7/2012 4:51	58.4	4/7/2012 6:01	61.2	5/7/2012 23:11	63.4	7/7/2012 0:21	64.7	8/7/2012 1:31	61.8	9/7/2012 2:41	59.7
3/7/2012 4:56	58.9	4/7/2012 6:06	61.4	5/7/2012 23:16	63.0	7/7/2012 0:26	64.1	8/7/2012 1:36	62.6	9/7/2012 2:46	59.9
3/7/2012 5:01	59.4	4/7/2012 6:11	62.4	5/7/2012 23:21	63.9	7/7/2012 0:31	62.3	8/7/2012 1:41	62.0	9/7/2012 2:51	59.9
3/7/2012 5:06	58.2	4/7/2012 6:16	62.2	5/7/2012 23:26	63.0	7/7/2012 0:36	63.9	8/7/2012 1:46	61.9	9/7/2012 2:56	60.2
3/7/2012 5:11	58.3	4/7/2012 6:21	63.0	5/7/2012 23:31	63.4	7/7/2012 0:41	62.7	8/7/2012 1:51	61.9	9/7/2012 3:01	59.1
3/7/2012 5:16	59.1	4/7/2012 6:26	62.8	5/7/2012 23:36	63.7	7/7/2012 0:46	62.9	8/7/2012 1:56	64.9	9/7/2012 3:06	59.3
3/7/2012 5:21	59.6	4/7/2012 6:31	63.0	5/7/2012 23:41	62.4	7/7/2012 0:51	61.8	8/7/2012 2:01	61.1	9/7/2012 3:11	59.2
3/7/2012 5:26	59.2	4/7/2012 6:36	63.8	5/7/2012 23:46	63.6	7/7/2012 0:56	62.8	8/7/2012 2:06	61.3	9/7/2012 3:16	59.2
3/7/2012 5:31	59.7	4/7/2012 6:41	63.4	5/7/2012 23:51	63.0	7/7/2012 1:01	61.3	8/7/2012 2:11	61.2	9/7/2012 3:21	59.0
3/7/2012 5:36	60.4	4/7/2012 6:46	64.1	5/7/2012 23:56	63.5	7/7/2012 1:06	63.4	8/7/2012 2:16	61.2	9/7/2012 3:26	60.0
3/7/2012 5:41	60.6	4/7/2012 6:51	63.7	6/7/2012 0:01	62.5	7/7/2012 1:11	62.0	8/7/2012 2:21	61.7	9/7/2012 3:31	61.0
3/7/2012 5:46	61.1	4/7/2012 6:56	63.9	6/7/2012 0:06	63.0	7/7/2012 1:16	62.2	8/7/2012 2:26	61.5	9/7/2012 3:36	60.4
3/7/2012 5:51	61.0	4/7/2012 23:01	63.2	6/7/2012 0:11	62.2	7/7/2012 1:21	61.8	8/7/2012 2:31	61.5	9/7/2012 3:41	58.5
3/7/2012 5:56	60.7	4/7/2012 23:06	63.5	6/7/2012 0:16	62.8	7/7/2012 1:26	61.4	8/7/2012 2:36	61.3	9/7/2012 3:46	59.1
3/7/2012 6:01	61.5	4/7/2012 23:11	63.1	6/7/2012 0:21	62.7	7/7/2012 1:31	61.2	8/7/2012 2:41	60.9	9/7/2012 3:51	59.7
3/7/2012 6:06	61.5	4/7/2012 23:16	63.2	6/7/2012 0:26	63.1	7/7/2012 1:36	62.2	8/7/2012 2:46	62.2	9/7/2012 3:56	58.7
3/7/2012 6:11	61.7	4/7/2012 23:21	63.1	6/7/2012 0:31	62.4	7/7/2012 1:41	61.7	8/7/2012 2:51	61.4	9/7/2012 4:01	58.8
3/7/2012 6:16	62.6	4/7/2012 23:26	63.2	6/7/2012 0:36	62.5	7/7/2012 1:46	62.0	8/7/2012 2:56	60.9	9/7/2012 4:06	60.4
3/7/2012 6:21	62.9	4/7/2012 23:31	62.9	6/7/2012 0:41	62.0	7/7/2012 1:51	60.9	8/7/2012 3:01	61.7	9/7/2012 4:11	59.2
3/7/2012 6:26	62.6	4/7/2012 23:36	63.0	6/7/2012 0:46	61.6	7/7/2012 1:56	61.7	8/7/2012 3:06	60.9	9/7/2012 4:16	59.6
3/7/2012 6:31	62.9	4/7/2012 23:41	62.5	6/7/2012 0:51	61.7	7/7/2012 2:01	61.0	8/7/2012 3:11	61.3	9/7/2012 4:21	59.0
3/7/2012 6:36	63.0	4/7/2012 23:46	63.3	6/7/2012 0:56	61.4	7/7/2012 2:06	60.6	8/7/2012 3:16	60.8	9/7/2012 4:26	57.9
3/7/2012 6:41	63.9	4/7/2012 23:51	62.7	6/7/2012 1:01	61.9	7/7/2012 2:11	60.9	8/7/2012 3:21	61.2	9/7/2012 4:31	59.1
3/7/2012 6:46	65.0	4/7/2012 23:56	62.8	6/7/2012 1:06	61.6	7/7/2012 2:16	60.6	8/7/2012 3:26	60.6	9/7/2012 4:36	58.7
3/7/2012 6:51	64.4	5/7/2012 0:01	62.9	6/7/2012 1:11	62.2	7/7/2012 2:21	61.3	8/7/2012 3:31	60.4	9/7/2012 4:41	59.3
3/7/2012 6:56	63.6	5/7/2012 0:06	62.6	6/7/2012 1:16	61.5	7/7/2012 2:26	61.8	8/7/2012 3:36	61.2	9/7/2012 4:46	59.2
3/7/2012 23:01	63.5	5/7/2012 0:11	62.8	6/7/2012 1:21	61.4	7/7/2012 2:31	60.3	8/7/2012 3:41	60.2	9/7/2012 4:51	59.1
3/7/2012 23:06	63.1	5/7/2012 0:16	62.6	6/7/2012 1:26	61.3	7/7/2012 2:36	60.1	8/7/2012 3:46	60.7	9/7/2012 4:56	58.4
3/7/2012 23:11	62.5	5/7/2012 0:21	62.4	6/7/2012 1:31	61.6	7/7/2012 2:41	60.8	8/7/2012 3:51	61.4	9/7/2012 5:01	58.9
3/7/2012 23:16	63.4	5/7/2012 0:26	62.4	6/7/2012 1:36	60.8	7/7/2012 2:46	60.5	8/7/2012 3:56	61.4	9/7/2012 5:06	59.3
3/7/2012 23:21	63.2	5/7/2012 0:31	63.4	6/7/2012 1:41	60.4	7/7/2012 2:51	61.4	8/7/2012 4:01	60.4	9/7/2012 5:11	59.9
3/7/2012 23:26	63.0	5/7/2012 0:36	62.7	6/7/2012 1:46	60.1	7/7/2012 2:56	59.7	8/7/2012 4:06	59.9	9/7/2012 5:16	59.4
3/7/2012 23:31	61.9	5/7/2012 0:41	62.8	6/7/2012 1:51	60.7	7/7/2012 3:01	59.0	8/7/2012 4:11	60.4	9/7/2012 5:21	59.2
3/7/2012 23:36	62.8	5/7/2012 0:46	63.1	6/7/2012 1:56	60.3	7/7/2012 3:06	60.2	8/7/2012 4:16	60.6	9/7/2012 5:26	59.1
3/7/2012 23:41	63.0	5/7/2012 0:51	61.2	6/7/2012 2:01	59.7	7/7/2012 3:11	60.2	8/7/2012 4:21	60.3	9/7/2012 5:31	59.1
3/7/2012 23:46	62.5	5/7/2012 0:56	62.1	6/7/2012 2:06	60.2	7/7/2012 3:16	60.9	8/7/2012 4:26	60.5	9/7/2012 5:36	59.1
3/7/2012 23:51	62.5	5/7/2012 1:01	61.4	6/7/2012 2:11	60.4	7/7/2012 3:21	60.6	8/7/2012 4:31	59.9	9/7/2012 5:41	59.4
3/7/2012 23:56	62.8	5/7/2012 1:06	61.8	6/7/2012 2:16	59.9	7/7/2012 3:26	63.0	8/7/2012 4:36	60.5	9/7/2012 5:46	59.7
4/7/2012 0:01	62.7	5/7/2012 1:11	60.7	6/7/2012 2:21	59.8	7/7/2012 3:31	61.1	8/7/2012 4:41	60.0	9/7/2012 5:51	60.3
4/7/2012 0:06	62.8	5/7/2012 1:16	60.9	6/7/2012 2:26	60.5	7/7/2012 3:36	62.3	8/7/2012 4:46	60.9	9/7/2012 5:56	60.0
4/7/2012 0:11	62.0	5/7/2012 1:21	61.7	6/7/2012 2:31	60.0	7/7/2012 3:41	60.0	8/7/2012 4:51	60.2	9/7/2012 6:01	59.8
4/7/2012 0:16	62.1	5/7/2012 1:26	60.9	6/7/2012 2:36	60.1	7/7/2012 3:46	60.0	8/7/2012 4:56	59.6	9/7/2012 6:06	60.2
4/7/2012 0:21	61.6	5/7/2012 1:31	60.6	6/7/2012 2:41	59.6	7/7/2012 3:51	59.1	8/7/2012 5:01	60.4	9/7/2012 6:11	59.9
4/7/2012 0:26	62.9	5/7/2012 1:36	59.8	6/7/2012 2:46	58.8	7/7/2012 3:56	61.6	8/7/2012 5:06	64.8	9/7/2012 6:16	61.7
4/7/2012 0:31	62.2	5/7/2012 1:41	60.7	6/7/2012 2:51	59.3	7/7/2012 4:01	60.8	8/7/2012 5:11	61.3	9/7/2012 6:21	59.6
4/7/2012 0:36	61.4	5/7/2012 1:46	60.0	6/7/2012 2:56	59.8	7/7/2012 4:06	61.0	8/7/2012 5:16	60.8	9/7/2012 6:26	61.5
4/7/2012 0:41	61.3	5/7/2012 1:51	60.9	6/7/2012 3:01	60.0	7/7/2012 4:11	60.0	8/7/2012 5:21	61.5	9/7/2012 6:31	60.3
4/7/2012 0:46	61.8	5/7/2012 1:56	60.7	6/7/2012 3:06	60.1	7/7/2012 4:16	59.3	8/7/2012 5:26	61.4	9/7/2012 6:36	60.6
4/7/2012 0:51	61.6	5/7/2012 2:01	60.0	6/7/2012 3:11	58.6	7/7/2012 4:21	60.4	8/7/2012 5:31	61.7	9/7/2012 6:41	61.3
4/7/2012 0:56	60.4	5/7/2012 2:06	59.4	6/7/2012 3:16	58.9	7/7/2012 4:26	60.0	8/7/2012 5:36	60.8	9/7/2012 6:46	61.3
4/7/2012 1:01	60.8	5/7/2012 2:11	59.2	6/7/2012 3:21	59.1	7/7/2012 4:31	60.3	8/7/2012 5:41	61.8	9/7/2012 6:51	61.7
4/7/2012 1:06	60.7	5/7/2012 2:16	59.5	6/7/2012 3:26	58.5	7/7/2012 4:36	60.0	8/7/2012 5:46	61.9	9/7/2012 6:56	61.0
4/7/2012 1:11	60.5	5/7/2012 2:21	60.0	6/7/2012 3:31	58.8	7/7/2012 4:41	60.6	8/7/2012 5:51	62.1	9/7/2012 23:01	62.2
4/7/2012 1:16	61.1	5/7/2012 2:26	59.7	6/7/2012 3:36	59.7	7/7/2012 4:46	58.7	8/7/2012 5:56	61.6	9/7/2012 23:06	62.1
4/7/2012 1:21	61.1	5/7/2012 2:31	59.3	6/7/2012 3:41	59.2	7/7/2012 4:51	60.1	8/7/2012 6:01	61.9	9/7/2012 23:11	62.1
4/7/2012 1:26	60.5	5/7/2012 2:36	59.8	6/7/2012 3:46	58.8	7/7/2012 4:56	61.4	8/7/2012 6:06	62.4	9/7/2012 23:16	62.3
4/7/2012 1:31	59.9	5/7/2012 2:41	59.9	6/7/2012 3:51	59.6	7/7/2012 5:01	61.1	8/7/2012 6:11	62.2	9/7/2012 23:21	62.5
4/7/2012 1:36	60.9	5/7/2012 2:46	59.5	6/7/2012 3:56	59.6	7/7/2012 5:06	61.2	8/7/2012 6:16	62.7	9/7/2012 23:26	62.1
4/7/2012 1:41	60.8	5/7/2012 2:51	59.0	6/7/2012 4:01	58.8	7/7/2012 5:11	61.5	8/7/2012 6:21	62.9	9/7/2012 23:31	61.7
4/7/2012 1:46	60.9	5/7/2012 2:56	60.0	6/7/2012 4:06	58.7	7/7/2012 5:16	60.8	8/7/2012 6:26	62.5	9/7/2012 23:36	61.8
4/7/2012 1:51	60.9	5/7/2012 3:01	59.2	6/7/2012 4:11	60.1	7/7/2012 5:21	61.6	8/7/2012 6:31	62.8	9/7/2012 23:41	61.8
4/7/2012 1:56	60.6	5/7/2012 3:06	58.7	6/7/2012 4:16	59.4	7/7/2012 5:26	61.9	8/7/2012 6:36	63.2	9/7/2012 23:46	61.8
4/7/2012 2:01	60.1	5/7/2012 3:11	60.1	6/7/2012 4:21	57.2	7/7/2012 5:31	62.6	8/7/2012 6:41	63.6	9/7/2012 23:51	61.7
4/7/2012 2:06	59.1	5/7/2012 3:16	59.5	6/7/2012 4:26	58.6	7/7/2012 5:36	61.3	8/7/2012 6:46	63.8	9/7/2012 23:56	61.2
4/7/2012 2:11	60.2	5/7/2012 3:21	58.8	6/7/2012 4:31	58.9	7/7/2012 5:41	62.5	8/7/2012 6:51	63.7	10/7/2012 0:01	63.1
4/7/2012 2:16	59.0	5/7/2012 3:26	58.7	6/7/2012 4:36	58.1	7/7/2012 5:46	63.2	8/7/2012 6:56	64.1	10/7/2012 0:06	61.4
4/7/2012 2:21	59.3	5/7/2012 3:31	59.2	6/7/2012 4:41	58.2	7/7/2012 5:51	63.1	8/7/2012 23:01	62.6	10/7/2012 0:11	61.8
4/7/2012 2:26	58.9	5/7/2012 3:36	58.6	6/7/2012 4:46	59.1	7/7/2012 5:56	62.2	8/7/2012 23:06	62.5	10/7/2012 0:16	61.6
4/7/2012 2:31	59.7	5/7/2012 3:41	58.9	6/7/2012 4:51	59.0	7/7/2012 6:01	63.4	8/7/2012 23:11	63.2	10/7/2012 0:21	61.8
4/7/2012 2:36	59.9	5/7/2012 3:46	59.9	6/7/2012 4:56	58.7	7/7/2012 6:06	63.1	8/7/2012 23:16	62.1	10/7/2012 0:26	61.5
4/7/2012 2:41	59.1	5/7/2012 3:51	58.9	6/7/2012 5:01	58.3	7/7/2012 6:11	63.4	8/7/2012 23:21	62.4	10/7/2012 0:31	61.3
4/7/2012 2:46	59.3	5/7/2012 3:56	58.9	6/7/2012 5:06	59.4	7/7/2012 6:16	64.2	8/7/2012 23:26	62.1	10/7/2012 0:36	61.7
4/7/2012 2:51	58.5	5/7/2012 4:01	58.9	6/7/2012 5:11	59.5	7/7/2012 6:21	63.5	8/7/2012 23:31	63.0	10/7/2012 0:41	61.3
4/7/2012 2:56	59.0	5/7/2012 4:06	58.7	6/7/2012 5:16	59.3	7/7/2012 6:26	64.9	8/7/2012 23:36	62.3	10/7/2012 0:46	60.1
4/7/2012 3:01	58.8	5/7/2012 4:11	59.2	6/7/2012 5:21	58.6	7/7/2012 6:31	65.0	8/7/2012 23:41	62.5	10/7/2012 0:51	60.2
4/7/2012 3:06	58.9	5/7/2012 4:16	58.9	6/7/2012 5:26	58.9	7/7/2012 6:36	64.2	8/7/2012 23:46	62.8	10/7/2012 0:56	60.3
4/7/2012 3:11	59.3	5/7/2012 4:21	58.8	6/7/2012 5:31	59.3	7/7/2012 6:41	64.5	8/7/2012 23:51	61.8	10/7/2012 1:01	59.9
4/7/2012 3:16	58.5	5/7/2012 4:26	58.6	6/7/2012 5:36	60.2	7/7/2012 6:46	63.5	8/7/2012 23:56	62.1	10/7/2012 1:06	59.6
4/7/2012 3:21	60.3	5/7/2012 4:31	58.6	6/7/2012 5:41	60.6	7/7/2012 6:51	65.0	9/7/2012 0:01	62.0	10/7/2012 1:11	59.4
4/7/2012 3:26	59.8	5/7/2012 4:36	58.4	6/7/2012 5:46	60.6	7/7/2012 6:56	64.3	9/7/2012 0:06	61.9	10/7/2012 1:16	59.7
4/7/2012 3:31	58.1	5/7/2012 4:41	58.8	6/7/2012 5:51	59.9	7/7/2012 23:01	64.1	9/7/2012 0:11	61.5	10/7/2012 1:21	59.9
4/7/2012 3:36	57.8	5/7/2012 4:46	59.9	6/7/2012 5:56	60.2	7/7/2012 23:06	63.7	9/7/2012 0:16	62.2	10/7/2012 1:26	59.9
4/7/2012 3:41	59.3	5/7/2012 4:51	58.6	6/7/2012 6:01	60.2	7/7/2012 23:11	63.3	9/7/2012 0:21	62.2	10/7/2012 1:31	59.4
4/7/2012 3:46	58.8	5/7/2012 4:56	58.5	6/7/2012 6:06	60.9	7/7/2012 23:16	64.2	9/7/2012 0:26	62.2	10/7/2012 1:36	59.3
4/7/2012 3:51	58.9	5/7/2012 5:01	58.1	6/7/2012 6:11	61.3	7/7/2012 23:21	64.3	9/7/2012 0:31	62.3	10/7/2012 1:41	60.1
4/7/2012 3:56	58.4	5/7/2012 5:06	60.1	6/7/2012 6:16	61.6	7/7/2012 23:26	63.5	9/7/2012 0:36	61.9	10/7/2012 1:46	59.1
4/7/2012 4:01	58.4	5/7/2012 5:11	60.3	6/7/2012 6:21	61.9	7/7/2012 23:31	63.9	9/7/2012 0:41	61.1	10/7/2012 1:51	59.0
4/7/2012 4:06	58.1	5/7/2012 5:16	60.3	6/7/2012 6:26	61.5	7/7/2012 23:36	63.6	9/7/2012 0:46	61.6	10/7/2012 1:56	58.8
4/7/2012 4:11	58.4	5/7/2012 5:21	59.6	6/7/2012 6:31	62.1	7/7/2012 23:41	63.7	9/7/2012 0:51	61.0	10/7/2012 2:01	58.6
4/7/2012 4:16	58.6	5/7/2012 5:26	59.6	6/7/2012 6:36	62.9	7/7/2012 23:46	63.4	9/7/2012 0:56	61.3	10/7/2012 2:06	58.8
4/7/2012 4:21	58.7	5/7/2012 5:31	60.5	6/7/2012 6:41	63.2	7/7/2012 23:51	63.9	9/7/2012 1:01	60.5	10/7/2012 2:11	57.8

Real-time Noise Data RTN1 (FEHD Hong Kong Transport Section Whitefield Depot)

10/7/2012 2:16	58.3	11/7/2012 3:26	60.4	12/7/2012 4:36	63.0	13/7/2012 5:46	62.0	14/7/2012 6:56	59.5	16/7/2012 0:06	64.8
10/7/2012 2:21	58.1	11/7/2012 3:31	60.7	12/7/2012 4:41	61.6	13/7/2012 5:51	61.9	14/7/2012 23:01	63.9	16/7/2012 0:11	63.8
10/7/2012 2:26	58.1	11/7/2012 3:36	62.3	12/7/2012 4:46	62.9	13/7/2012 5:56	62.0	14/7/2012 23:06	64.1	16/7/2012 0:16	64.5
10/7/2012 2:31	58.7	11/7/2012 3:41	60.9	12/7/2012 4:51	61.4	13/7/2012 6:01	64.1	14/7/2012 23:11	64.0	16/7/2012 0:21	64.3
10/7/2012 2:36	57.9	11/7/2012 3:46	62.2	12/7/2012 4:56	62.7	13/7/2012 6:06	60.2	14/7/2012 23:16	64.1	16/7/2012 0:26	64.9
10/7/2012 2:41	58.2	11/7/2012 3:51	61.9	12/7/2012 5:01	62.4	13/7/2012 6:11	60.5	14/7/2012 23:21	64.0	16/7/2012 0:31	63.7
10/7/2012 2:46	60.8	11/7/2012 3:56	61.1	12/7/2012 5:06	62.5	13/7/2012 6:16	60.8	14/7/2012 23:26	64.4	16/7/2012 0:36	64.8
10/7/2012 2:51	60.8	11/7/2012 4:01	62.5	12/7/2012 5:11	61.8	13/7/2012 6:21	60.4	14/7/2012 23:31	63.6	16/7/2012 0:41	63.8
10/7/2012 2:56	60.2	11/7/2012 4:06	61.6	12/7/2012 5:16	61.7	13/7/2012 6:26	60.5	14/7/2012 23:36	64.5	16/7/2012 0:46	64.2
10/7/2012 3:01	60.1	11/7/2012 4:11	59.6	12/7/2012 5:21	62.0	13/7/2012 6:31	60.6	14/7/2012 23:41	64.5	16/7/2012 0:51	64.7
10/7/2012 3:06	59.8	11/7/2012 4:16	60.0	12/7/2012 5:26	61.4	13/7/2012 6:36	60.2	14/7/2012 23:46	63.6	16/7/2012 0:56	63.5
10/7/2012 3:11	59.9	11/7/2012 4:21	61.2	12/7/2012 5:31	61.6	13/7/2012 6:41	60.7	14/7/2012 23:51	63.6	16/7/2012 1:01	64.5
10/7/2012 3:16	59.2	11/7/2012 4:26	61.3	12/7/2012 5:36	61.4	13/7/2012 6:46	59.8	14/7/2012 23:56	64.1	16/7/2012 1:06	64.4
10/7/2012 3:21	59.8	11/7/2012 4:31	60.0	12/7/2012 5:41	60.8	13/7/2012 6:51	59.7	15/7/2012 0:01	63.5	16/7/2012 1:11	64.2
10/7/2012 3:26	59.9	11/7/2012 4:36	60.5	12/7/2012 5:46	60.8	13/7/2012 6:56	59.7	15/7/2012 0:06	63.9	16/7/2012 1:16	64.5
10/7/2012 3:31	60.1	11/7/2012 4:41	59.5	12/7/2012 5:51	59.7	13/7/2012 23:01	64.9	15/7/2012 0:11	64.4	16/7/2012 1:21	64.4
10/7/2012 3:36	59.6	11/7/2012 4:46	60.1	12/7/2012 5:56	60.8	13/7/2012 23:06	64.9	15/7/2012 0:16	65.0	16/7/2012 1:26	64.3
10/7/2012 3:41	59.5	11/7/2012 4:51	60.0	12/7/2012 6:01	60.8	13/7/2012 23:11	65.0	15/7/2012 0:21	64.7	16/7/2012 1:31	64.2
10/7/2012 3:46	60.1	11/7/2012 4:56	60.8	12/7/2012 6:06	60.3	13/7/2012 23:16	64.8	15/7/2012 0:26	64.7	16/7/2012 1:36	64.3
10/7/2012 3:51	59.8	11/7/2012 5:01	61.4	12/7/2012 6:11	60.0	13/7/2012 23:21	64.4	15/7/2012 0:31	64.6	16/7/2012 1:41	64.3
10/7/2012 3:56	59.1	11/7/2012 5:06	60.2	12/7/2012 6:16	61.0	13/7/2012 23:26	64.6	15/7/2012 0:36	64.6	16/7/2012 1:46	64.0
10/7/2012 4:01	58.7	11/7/2012 5:11	60.1	12/7/2012 6:21	59.6	13/7/2012 23:31	64.9	15/7/2012 0:41	64.9	16/7/2012 1:51	65.0
10/7/2012 4:06	59.6	11/7/2012 5:16	60.9	12/7/2012 6:26	59.8	13/7/2012 23:36	64.5	15/7/2012 0:46	63.8	16/7/2012 1:56	64.2
10/7/2012 4:11	59.6	11/7/2012 5:21	59.1	12/7/2012 6:31	59.6	13/7/2012 23:41	64.1	15/7/2012 0:51	64.7	16/7/2012 2:01	64.7
10/7/2012 4:16	59.1	11/7/2012 5:26	61.7	12/7/2012 6:36	60.7	13/7/2012 23:46	64.2	15/7/2012 0:56	64.6	16/7/2012 2:06	64.9
10/7/2012 4:21	58.6	11/7/2012 5:31	62.0	12/7/2012 6:41	60.8	13/7/2012 23:51	64.7	15/7/2012 1:01	64.5	16/7/2012 2:11	64.8
10/7/2012 4:26	59.4	11/7/2012 5:36	61.7	12/7/2012 6:46	59.5	13/7/2012 23:56	64.3	15/7/2012 1:06	64.4	16/7/2012 2:16	64.7
10/7/2012 4:31	58.2	11/7/2012 5:41	62.2	12/7/2012 6:51	59.5	14/7/2012 0:01	63.9	15/7/2012 1:11	64.4	16/7/2012 2:21	64.2
10/7/2012 4:36	59.4	11/7/2012 5:46	63.1	12/7/2012 6:56	58.9	14/7/2012 0:06	64.0	15/7/2012 1:16	64.1	16/7/2012 2:26	64.9
10/7/2012 4:41	58.7	11/7/2012 5:51	62.3	12/7/2012 23:01	65.0	14/7/2012 0:11	63.5	15/7/2012 1:21	64.6	16/7/2012 2:31	64.4
10/7/2012 4:46	59.3	11/7/2012 5:56	63.2	12/7/2012 23:06	64.8	14/7/2012 0:16	64.9	15/7/2012 1:26	64.4	16/7/2012 2:36	64.6
10/7/2012 4:51	58.8	11/7/2012 6:01	62.5	12/7/2012 23:11	64.7	14/7/2012 0:21	64.8	15/7/2012 1:31	64.8	16/7/2012 2:41	64.4
10/7/2012 4:56	59.5	11/7/2012 6:06	62.9	12/7/2012 23:16	64.5	14/7/2012 0:26	64.6	15/7/2012 1:36	64.4	16/7/2012 2:46	63.8
10/7/2012 5:01	59.3	11/7/2012 6:11	62.8	12/7/2012 23:21	63.8	14/7/2012 0:31	64.1	15/7/2012 1:41	64.7	16/7/2012 2:51	64.6
10/7/2012 5:06	60.1	11/7/2012 6:16	63.4	12/7/2012 23:26	64.4	14/7/2012 0:36	64.4	15/7/2012 1:46	64.4	16/7/2012 2:56	64.1
10/7/2012 5:11	58.6	11/7/2012 6:21	64.1	12/7/2012 23:31	64.5	14/7/2012 0:41	63.4	15/7/2012 1:51	63.7	16/7/2012 3:01	64.6
10/7/2012 5:16	59.1	11/7/2012 6:26	63.9	12/7/2012 23:36	63.9	14/7/2012 0:46	64.3	15/7/2012 1:56	64.3	16/7/2012 3:06	64.4
10/7/2012 5:21	58.3	11/7/2012 6:31	63.9	12/7/2012 23:41	63.6	14/7/2012 0:51	64.5	15/7/2012 2:01	64.9	16/7/2012 3:11	64.4
10/7/2012 5:26	59.1	11/7/2012 6:36	64.9	12/7/2012 23:46	63.7	14/7/2012 0:56	64.0	15/7/2012 2:06	64.4	16/7/2012 3:16	64.2
10/7/2012 5:31	59.0	11/7/2012 6:41	63.8	12/7/2012 23:51	63.6	14/7/2012 1:01	64.5	15/7/2012 2:11	64.8	16/7/2012 3:21	64.8
10/7/2012 5:36	59.3	11/7/2012 6:46	64.5	12/7/2012 23:56	64.5	14/7/2012 1:06	64.8	15/7/2012 2:16	64.2	16/7/2012 3:26	64.3
10/7/2012 5:41	59.0	11/7/2012 6:51	64.8	13/7/2012 0:01	63.8	14/7/2012 1:11	64.8	15/7/2012 2:21	64.3	16/7/2012 3:31	64.3
10/7/2012 5:46	60.1	11/7/2012 6:56	64.7	13/7/2012 0:06	64.8	14/7/2012 1:16	64.6	15/7/2012 2:26	64.0	16/7/2012 3:36	64.4
10/7/2012 5:51	60.1	11/7/2012 23:01	64.9	13/7/2012 0:11	64.9	14/7/2012 1:21	64.4	15/7/2012 2:31	64.6	16/7/2012 3:41	64.1
10/7/2012 5:56	58.5	11/7/2012 23:06	64.9	13/7/2012 0:16	64.9	14/7/2012 1:26	64.0	15/7/2012 2:36	64.0	16/7/2012 3:46	64.4
10/7/2012 6:01	59.9	11/7/2012 23:11	63.8	13/7/2012 0:21	65.0	14/7/2012 1:31	64.4	15/7/2012 2:41	64.1	16/7/2012 3:51	64.3
10/7/2012 6:06	59.1	11/7/2012 23:16	64.5	13/7/2012 0:26	65.0	14/7/2012 1:36	64.5	15/7/2012 2:46	64.2	16/7/2012 3:56	64.7
10/7/2012 6:11	59.0	11/7/2012 23:21	65.0	13/7/2012 0:31	64.6	14/7/2012 1:41	64.8	15/7/2012 2:51	63.8	16/7/2012 4:01	63.9
10/7/2012 6:16	59.7	11/7/2012 23:26	64.3	13/7/2012 0:36	64.7	14/7/2012 1:46	64.2	15/7/2012 2:56	64.9	16/7/2012 4:06	64.4
10/7/2012 6:21	60.6	11/7/2012 23:31	64.6	13/7/2012 0:41	64.9	14/7/2012 1:51	64.2	15/7/2012 3:01	64.7	16/7/2012 4:11	63.9
10/7/2012 6:26	60.6	11/7/2012 23:36	63.5	13/7/2012 0:46	64.7	14/7/2012 1:56	64.4	15/7/2012 3:06	64.8	16/7/2012 4:16	64.4
10/7/2012 6:31	60.1	11/7/2012 23:41	63.2	13/7/2012 0:51	64.9	14/7/2012 2:01	64.4	15/7/2012 3:11	64.8	16/7/2012 4:21	63.4
10/7/2012 6:36	61.2	11/7/2012 23:46	65.0	13/7/2012 0:56	64.3	14/7/2012 2:06	64.8	15/7/2012 3:16	64.2	16/7/2012 4:26	63.9
10/7/2012 6:41	60.7	11/7/2012 23:51	64.6	13/7/2012 1:01	64.4	14/7/2012 2:11	64.4	15/7/2012 3:21	64.4	16/7/2012 4:31	63.4
10/7/2012 6:46	61.2	11/7/2012 23:56	63.6	13/7/2012 1:06	64.2	14/7/2012 2:16	64.9	15/7/2012 3:26	64.1	16/7/2012 4:36	64.2
10/7/2012 6:51	60.7	12/7/2012 0:01	63.4	13/7/2012 1:11	64.5	14/7/2012 2:21	64.4	15/7/2012 3:31	63.9	16/7/2012 4:41	64.2
10/7/2012 6:56	62.9	12/7/2012 0:06	63.0	13/7/2012 1:16	64.6	14/7/2012 2:26	64.3	15/7/2012 3:36	64.0	16/7/2012 4:46	64.2
10/7/2012 23:01	64.8	12/7/2012 0:11	63.0	13/7/2012 1:21	63.7	14/7/2012 2:31	65.0	15/7/2012 3:41	63.7	16/7/2012 4:51	63.3
10/7/2012 23:06	65.0	12/7/2012 0:16	63.2	13/7/2012 1:26	64.6	14/7/2012 2:36	64.2	15/7/2012 3:46	63.8	16/7/2012 4:56	63.0
10/7/2012 23:11	64.3	12/7/2012 0:21	62.9	13/7/2012 1:31	64.2	14/7/2012 2:41	64.9	15/7/2012 3:51	63.7	16/7/2012 5:01	63.9
10/7/2012 23:16	64.9	12/7/2012 0:26	63.1	13/7/2012 1:36	64.5	14/7/2012 2:46	64.4	15/7/2012 3:56	63.7	16/7/2012 5:06	64.0
10/7/2012 23:21	63.8	12/7/2012 0:31	63.1	13/7/2012 1:41	64.6	14/7/2012 2:51	64.2	15/7/2012 4:01	63.9	16/7/2012 5:11	63.3
10/7/2012 23:26	64.6	12/7/2012 0:36	64.0	13/7/2012 1:46	63.8	14/7/2012 2:56	64.9	15/7/2012 4:06	64.5	16/7/2012 5:16	63.5
10/7/2012 23:31	64.7	12/7/2012 0:41	63.6	13/7/2012 1:51	64.1	14/7/2012 3:01	64.0	15/7/2012 4:11	64.0	16/7/2012 5:21	62.5
10/7/2012 23:36	64.5	12/7/2012 0:46	63.4	13/7/2012 1:56	64.2	14/7/2012 3:06	64.0	15/7/2012 4:16	63.8	16/7/2012 5:26	62.3
10/7/2012 23:41	65.0	12/7/2012 0:51	64.0	13/7/2012 2:01	64.1	14/7/2012 3:11	64.9	15/7/2012 4:21	63.3	16/7/2012 5:31	61.8
10/7/2012 23:46	63.9	12/7/2012 0:56	64.9	13/7/2012 2:06	64.2	14/7/2012 3:16	64.5	15/7/2012 4:26	64.2	16/7/2012 5:36	62.1
10/7/2012 23:51	65.0	12/7/2012 1:01	64.8	13/7/2012 2:11	64.1	14/7/2012 3:21	64.3	15/7/2012 4:31	62.9	16/7/2012 5:41	61.4
10/7/2012 23:56	64.1	12/7/2012 1:06	64.4	13/7/2012 2:16	64.5	14/7/2012 3:26	64.1	15/7/2012 4:36	64.0	16/7/2012 5:46	62.6
11/7/2012 0:01	63.8	12/7/2012 1:11	64.4	13/7/2012 2:21	64.1	14/7/2012 3:31	63.8	15/7/2012 4:41	63.3	16/7/2012 5:51	62.1
11/7/2012 0:06	64.9	12/7/2012 1:16	64.3	13/7/2012 2:26	64.2	14/7/2012 3:36	63.7	15/7/2012 4:46	63.4	16/7/2012 5:56	61.9
11/7/2012 0:11	64.8	12/7/2012 1:21	64.0	13/7/2012 2:31	64.1	14/7/2012 3:41	63.3	15/7/2012 4:51	62.7	16/7/2012 6:01	62.2
11/7/2012 0:16	64.7	12/7/2012 1:26	64.8	13/7/2012 2:36	64.5	14/7/2012 3:46	64.2	15/7/2012 4:56	62.8	16/7/2012 6:06	62.0
11/7/2012 0:21	64.0	12/7/2012 1:31	63.9	13/7/2012 2:41	64.1	14/7/2012 3:51	64.1	15/7/2012 5:01	62.8	16/7/2012 6:11	61.8
11/7/2012 0:26	64.3	12/7/2012 1:36	64.1	13/7/2012 2:46	64.3	14/7/2012 3:56	63.3	15/7/2012 5:06	63.3	16/7/2012 6:16	61.8
11/7/2012 0:31	63.8	12/7/2012 1:41	64.3	13/7/2012 2:51	64.0	14/7/2012 4:01	64.5	15/7/2012 5:11	64.1	16/7/2012 6:21	62.1
11/7/2012 0:36	64.9	12/7/2012 1:46	64.3	13/7/2012 2:56	64.0	14/7/2012 4:06	63.2	15/7/2012 5:16	63.0	16/7/2012 6:26	62.3
11/7/2012 0:41	64.1	12/7/2012 1:51	64.2	13/7/2012 3:01	64.0	14/7/2012 4:11	64.2	15/7/2012 5:21	61.9	16/7/2012 6:31	61.2
11/7/2012 0:46	64.6	12/7/2012 1:56	63.9	13/7/2012 3:06	63.9	14/7/2012 4:16	63.2	15/7/2012 5:26	62.6	16/7/2012 6:36	61.8
11/7/2012 0:51	64.5	12/7/2012 2:01	63.4	13/7/2012 3:11	64.0	14/7/2012 4:21	63.2	15/7/2012 5:31	61.7	16/7/2012 6:41	61.5
11/7/2012 0:56	64.1	12/7/2012 2:06	64.8	13/7/2012 3:16	64.2	14/7/2012 4:26	63.1	15/7/2012 5:36	62.1	16/7/2012 6:46	61.1
11/7/2012 1:01	64.3	12/7/2012 2:11	63.9	13/7/2012 3:21	64.3	14/7/2012 4:31	62.6	15/7/2012 5:41	61.3	16/7/2012 6:51	61.5
11/7/2012 1:06	64.1	12/7/2012 2:16	63.6	13/7/2012 3:26	63.8	14/7/2012 4:36	63.8	15/7/2012 5:46	61.1	16/7/2012 6:56	62.1
11/7/2012 1:11	63.1	12/7/2012 2:21	64.3	13/7/2012 3:31	63.9	14/7/2012 4:41	63.3	15/7/2012 5:51	61.3	16/7/2012 23:01	64.6
11/7/2012 1:16	63.9	12/7/2012 2:26	63.9	13/7/2012 3:36	63.2	14/7/2012 4:46	63.0	15/7/2012 5:56	61.4	16/7/2012 23:06	64.7
11/7/2012 1:21	63.8	12/7/2012 2:31	63.4	13/7/2012 3:41	63.6	14/7/2012 4:51	62.5	15/7/2012 6:01	61.2	16/7/2012 23:11	64.9
11/7/2012 1:26	63.6	12/7/2012 2:36	64.1	13/7/2012 3:46	63.8	14/7/2012 4:56	63.5	15/7/2012 6:06	61.2	16/7/2012 23:16	64.6
11/7/2012 1:31	63.7	12/7/2012 2:41	63.5	13/7/2012 3:51	63.6	14/7/2012 5:01	63.0	15/7/2012 6:11	61.4	16/7/2012 23:21	63.9
11/7/2012 1:36	63.1	12/7/2012 2:46	63.9	13/7/2012 3:56	64.4	14/7/2012 5:06	63.7	15/7/2012 6:16	60.9	16/7/2012 23:26	63.8
11/7/2012 1:41	63.5	12/7/2012 2:51	63.7	13/7/2012 4:01	63.9	14/7/2012 5:11	62.8	15/7/2012 6:21	61.6	16/7/2012 23:31	63.5
11/7/2012 1:46	63.0	12/7/2012 2:56	63.6	13/7/2012 4:06	63.3	14/7/2012 5:16	62.2	15/7/2012 6:26	60.7	16/7/2012 23:36	64.6
11/7/2012 1:51	62.4	12/7/2012 3:01	63.5	13/7/2012 4:11	63.9	14/7/2012 5:21	62.4	15/7/2012 6:31	61.6	16/7/2012 23:41	63.9
11/7/2012 1:56	62.1	12/7/2012 3:06	63.5	13/7/2012 4:16	63.0	14/7/2012 5:26	61.8	15/7/2012 6:36	60.2	16/7/2012 23:46	63.8
11/7/2012 2:01	62.3	12/7/2012 3:11	63.6	13/7/2012 4:21	63.2	14/7/2012 5:31	62.3	15/7/2012 6:41	60.3	16/7/2012 23:51	63.0
11/7/2012 2:06	62.2	12/7/2012 3:16	63.1	13/7/2012 4:26	63.2	14/7/2012 5:36	62.3	15/7/2012 6:46	59.6	16/7/2012 23:56	64.4
11/7/2012 2:11	62.4	12/7/2012 3:21	64.3	13/7/2012 4:31	62.9	14/7/2012 5:41	61.4	15/7/2012 6:51	60.1	17/7/2012 0:01	63.2
11/7/2012 2:16	63.2	12/7/2012 3:26	63.5	13/7/2012 4:36	63.1	14/7/2012 5:46	61.7	15/7/2012 6:56	60.2	17/7/2012 0:06	63.9
11/7/2012 2:21	63.0	12/7/2012 3:31	63.5	13/7/2012 4:41	63.0	14/7/2012 5:51	61.6	15/7/2012 23:01	64.5	17/7/2012 0:11	64.7
11/7/2012 2:26	61.3	12/7/2012 3:36	63.9	13/7/2012 4:46	63.1	14/7/2012 5:56	61.5	15/7/2012 23:06	64.9	17/7/2012 0:16	64.5
11/7/2012 2:31	62.3	12/7/2012 3:41	63.3	13/7/2012 4:51	62.9	14/7/2012 6:01	61.8	15/7/2012 23:11	64.4	17/7/2012 0:21	64.7
11/7/2012 2:36	61.1	12/7/2012 3:46	63.4	13/7/2012 4:56	63.1	14/7/2012 6:06	61.1	15/7/2012 23:16	63.8	17/7/2012 0:26	65.0
11/7/2012 2:41	61.4	12/7/2012 3:51	62.6	13/7/2012 5:01	63.4	14/7/2012 6:11	60.5	15/7/2012 23:21	64.3	17/7/2012 0:31	64.8
11/7/2012 2:46	61.6	12/7/2012 3:56	62.9	13/7/2012 5:06	64.0	14/7/2012 6:16	61.1	15/7/2012 23:26	64.4	17/7/2012 0:36	64.9
11/7/2012 2:51	61.5	12/7/2012 4:01	62.7	13/7/2012 5:11	63.0	14/7/2012 6:21	61.2	15/7/2012 23:31	64.3	17/7/2012 0:41	64.9
11/7/2012 2:56	61.8	12/7/2012 4:06	63.0	13/7/2012 5:16	61.7	14/7/2012 6:26	60.5	15/7/2012 23:36	64.2	17/7/2012 0:46	64.8
11/7/2012 3:01	60.9	12/7/2012 4:11	62.4	13/7/2012 5:21	61.9	14/7/2012 6:31	60.0	15/7/2012 23:41	64.0	17/7/2012 0:51	64.7
11/7/2012 3:06	60.9	12/7/2012 4:16	62.5	13/7/2012 5:26	61.8	14/7/2012 6:36	59.6	15/7/2012 23:46	64.6	17/7/2012 0:56	64.0
11/7/2012 3:11	61.1	12/7/2012 4:21	62.5	13/7/2012 5:31	62.2	14/7/2012 6:41	61.7	15/7/2012 23:51	64.9	17/7/2012 1:01	63.8
11/7/2012 3:16	61.2	12/7/2012 4:26	62.2	13/7/2012 5:36	61.9	14/7/2012 6:46	60.8	15/7/2012 23:56	64.8	17/7/2012 1:06	64.5
11/7/2012 3:21	61.3	12/7/2012 4:31	62.5	13/7/2012 5:41	61.0	14/7/2012 6:51	59.7	16/7/2012 0:01	64.0	17/7/2012 1:11	64.0

Real-time Noise Data RTN1 (FEHD Hong Kong Transport Section Whitefield Depot)

17/7/2012 1:16	64.2	18/7/2012 2:26	58.7	19/7/2012 3:36	58.6	20/7/2012 4:46	58.7	21/7/2012 5:56	62.6	22/7/2012 23:06	64.2
17/7/2012 1:21	64.2	18/7/2012 2:31	58.2	19/7/2012 3:41	58.7	20/7/2012 4:51	58.6	21/7/2012 6:01	61.4	22/7/2012 23:11	63.9
17/7/2012 1:26	64.3	18/7/2012 2:36	58.2	19/7/2012 3:46	58.5	20/7/2012 4:56	59.4	21/7/2012 6:06	62.9	22/7/2012 23:16	63.6
17/7/2012 1:31	64.0	18/7/2012 2:41	58.6	19/7/2012 3:51	58.1	20/7/2012 5:01	58.9	21/7/2012 6:11	62.3	22/7/2012 23:21	62.6
17/7/2012 1:36	64.3	18/7/2012 2:46	58.0	19/7/2012 3:56	58.2	20/7/2012 5:06	58.8	21/7/2012 6:16	63.2	22/7/2012 23:26	63.2
17/7/2012 1:41	64.2	18/7/2012 2:51	58.7	19/7/2012 4:01	58.4	20/7/2012 5:11	59.2	21/7/2012 6:21	63.0	22/7/2012 23:31	63.2
17/7/2012 1:46	64.6	18/7/2012 2:56	58.4	19/7/2012 4:06	59.0	20/7/2012 5:16	60.1	21/7/2012 6:26	63.5	22/7/2012 23:36	63.1
17/7/2012 1:51	64.5	18/7/2012 3:01	57.9	19/7/2012 4:11	58.9	20/7/2012 5:21	59.7	21/7/2012 6:31	63.4	22/7/2012 23:41	63.1
17/7/2012 1:56	64.1	18/7/2012 3:06	58.3	19/7/2012 4:16	58.7	20/7/2012 5:26	59.3	21/7/2012 6:36	64.0	22/7/2012 23:46	63.4
17/7/2012 2:01	64.8	18/7/2012 3:11	57.9	19/7/2012 4:21	58.3	20/7/2012 5:31	60.6	21/7/2012 6:41	64.5	22/7/2012 23:51	62.9
17/7/2012 2:06	64.4	18/7/2012 3:16	58.2	19/7/2012 4:26	58.4	20/7/2012 5:36	60.1	21/7/2012 6:46	64.8	22/7/2012 23:56	63.0
17/7/2012 2:11	64.0	18/7/2012 3:21	58.1	19/7/2012 4:31	59.2	20/7/2012 5:41	60.2	21/7/2012 6:51	65.1	23/7/2012 0:01	62.8
17/7/2012 2:16	64.2	18/7/2012 3:26	57.9	19/7/2012 4:36	58.6	20/7/2012 5:46	60.6	21/7/2012 6:56	63.9	23/7/2012 0:06	62.2
17/7/2012 2:21	65.0	18/7/2012 3:31	58.5	19/7/2012 4:41	57.8	20/7/2012 5:51	61.0	21/7/2012 23:01	63.3	23/7/2012 0:11	62.2
17/7/2012 2:26	64.6	18/7/2012 3:36	58.7	19/7/2012 4:46	57.6	20/7/2012 5:56	61.7	21/7/2012 23:06	63.1	23/7/2012 0:16	62.3
17/7/2012 2:31	64.1	18/7/2012 3:41	58.3	19/7/2012 4:51	59.1	20/7/2012 6:01	61.4	21/7/2012 23:11	63.1	23/7/2012 0:21	62.5
17/7/2012 2:36	64.4	18/7/2012 3:46	57.8	19/7/2012 4:56	57.4	20/7/2012 6:06	61.3	21/7/2012 23:16	63.1	23/7/2012 0:26	62.6
17/7/2012 2:41	64.5	18/7/2012 3:51	58.5	19/7/2012 5:01	58.0	20/7/2012 6:11	61.4	21/7/2012 23:21	64.9	23/7/2012 0:31	62.0
17/7/2012 2:46	64.0	18/7/2012 3:56	58.3	19/7/2012 5:06	56.0	20/7/2012 6:16	62.0	21/7/2012 23:26	62.7	23/7/2012 0:36	61.7
17/7/2012 2:51	64.6	18/7/2012 4:01	57.8	19/7/2012 5:11	58.9	20/7/2012 6:21	62.1	21/7/2012 23:31	62.7	23/7/2012 0:41	62.0
17/7/2012 2:56	64.4	18/7/2012 4:06	58.1	19/7/2012 5:16	58.1	20/7/2012 6:26	62.5	21/7/2012 23:36	63.3	23/7/2012 0:46	61.3
17/7/2012 3:01	64.1	18/7/2012 4:11	58.0	19/7/2012 5:21	61.3	20/7/2012 6:31	62.9	21/7/2012 23:41	62.7	23/7/2012 0:51	61.2
17/7/2012 3:06	64.6	18/7/2012 4:16	57.6	19/7/2012 5:26	58.8	20/7/2012 6:36	62.2	21/7/2012 23:46	62.2	23/7/2012 0:56	61.2
17/7/2012 3:11	64.3	18/7/2012 4:21	58.6	19/7/2012 5:31	58.6	20/7/2012 6:41	62.8	21/7/2012 23:51	62.6	23/7/2012 1:01	60.9
17/7/2012 3:16	64.5	18/7/2012 4:26	57.6	19/7/2012 5:36	59.6	20/7/2012 6:46	63.2	21/7/2012 23:56	62.8	23/7/2012 1:06	60.8
17/7/2012 3:21	63.9	18/7/2012 4:31	58.1	19/7/2012 5:41	58.6	20/7/2012 6:51	63.2	22/7/2012 0:01	62.9	23/7/2012 1:11	61.2
17/7/2012 3:26	64.0	18/7/2012 4:36	57.8	19/7/2012 5:46	60.3	20/7/2012 6:56	63.3	22/7/2012 0:06	62.5	23/7/2012 1:16	60.8
17/7/2012 3:31	63.9	18/7/2012 4:41	58.0	19/7/2012 5:51	61.9	20/7/2012 23:01	62.6	22/7/2012 0:11	62.7	23/7/2012 1:21	60.2
17/7/2012 3:36	63.3	18/7/2012 4:46	58.7	19/7/2012 5:56	61.0	20/7/2012 23:06	62.5	22/7/2012 0:16	61.9	23/7/2012 1:26	60.8
17/7/2012 3:41	63.3	18/7/2012 4:51	57.8	19/7/2012 6:01	61.0	20/7/2012 23:11	62.5	22/7/2012 0:21	62.3	23/7/2012 1:31	60.6
17/7/2012 3:46	63.3	18/7/2012 4:56	59.0	19/7/2012 6:06	61.2	20/7/2012 23:16	62.2	22/7/2012 0:26	62.9	23/7/2012 1:36	60.6
17/7/2012 3:51	63.8	18/7/2012 5:01	58.2	19/7/2012 6:11	61.1	20/7/2012 23:21	62.5	22/7/2012 0:31	62.1	23/7/2012 1:41	60.3
17/7/2012 3:56	63.6	18/7/2012 5:06	58.4	19/7/2012 6:16	62.2	20/7/2012 23:26	62.9	22/7/2012 0:36	62.3	23/7/2012 1:46	60.2
17/7/2012 4:01	63.2	18/7/2012 5:11	58.2	19/7/2012 6:21	63.1	20/7/2012 23:31	62.4	22/7/2012 0:41	60.3	23/7/2012 1:51	60.0
17/7/2012 4:06	63.7	18/7/2012 5:16	59.7	19/7/2012 6:26	62.2	20/7/2012 23:36	62.3	22/7/2012 0:46	60.3	23/7/2012 1:56	60.0
17/7/2012 4:11	63.9	18/7/2012 5:21	59.0	19/7/2012 6:31	63.5	20/7/2012 23:41	61.7	22/7/2012 0:51	60.1	23/7/2012 2:01	59.9
17/7/2012 4:16	63.0	18/7/2012 5:26	59.1	19/7/2012 6:36	63.2	20/7/2012 23:46	62.5	22/7/2012 0:56	59.6	23/7/2012 2:06	60.0
17/7/2012 4:21	63.8	18/7/2012 5:31	64.3	19/7/2012 6:41	62.6	20/7/2012 23:51	62.3	22/7/2012 1:01	59.1	23/7/2012 2:11	60.0
17/7/2012 4:26	63.9	18/7/2012 5:36	64.8	19/7/2012 6:46	62.5	20/7/2012 23:56	62.3	22/7/2012 1:06	59.5	23/7/2012 2:16	60.0
17/7/2012 4:31	63.9	18/7/2012 5:41	64.7	19/7/2012 6:51	62.9	21/7/2012 0:01	61.9	22/7/2012 1:11	59.4	23/7/2012 2:21	59.7
17/7/2012 4:36	63.7	18/7/2012 5:46	64.3	19/7/2012 6:56	63.3	21/7/2012 0:06	61.8	22/7/2012 1:16	59.1	23/7/2012 2:26	59.8
17/7/2012 4:41	63.7	18/7/2012 5:51	60.1	19/7/2012 23:01	62.4	21/7/2012 0:11	62.3	22/7/2012 1:21	59.3	23/7/2012 2:31	59.2
17/7/2012 4:46	63.6	18/7/2012 5:56	61.0	19/7/2012 23:06	62.6	21/7/2012 0:16	62.5	22/7/2012 1:26	59.0	23/7/2012 2:36	59.8
17/7/2012 4:51	64.0	18/7/2012 6:01	61.8	19/7/2012 23:11	63.1	21/7/2012 0:21	62.5	22/7/2012 1:31	58.9	23/7/2012 2:41	60.3
17/7/2012 4:56	62.6	18/7/2012 6:06	64.8	19/7/2012 23:16	62.6	21/7/2012 0:26	62.1	22/7/2012 1:36	58.8	23/7/2012 2:46	59.5
17/7/2012 5:01	63.2	18/7/2012 6:11	64.9	19/7/2012 23:21	62.4	21/7/2012 0:31	61.8	22/7/2012 1:41	58.3	23/7/2012 2:51	59.7
17/7/2012 5:06	63.2	18/7/2012 6:16	64.7	19/7/2012 23:26	62.5	21/7/2012 0:36	62.7	22/7/2012 1:46	58.8	23/7/2012 2:56	60.1
17/7/2012 5:11	63.0	18/7/2012 6:21	64.5	19/7/2012 23:31	62.2	21/7/2012 0:41	62.9	22/7/2012 1:51	58.2	23/7/2012 3:01	58.9
17/7/2012 5:16	62.7	18/7/2012 6:26	64.8	19/7/2012 23:36	62.3	21/7/2012 0:46	61.6	22/7/2012 1:56	62.7	23/7/2012 3:06	59.3
17/7/2012 5:21	62.5	18/7/2012 6:31	64.5	19/7/2012 23:41	61.9	21/7/2012 0:51	61.5	22/7/2012 2:01	59.9	23/7/2012 3:11	59.5
17/7/2012 5:26	62.8	18/7/2012 6:36	64.3	19/7/2012 23:46	61.8	21/7/2012 0:56	60.8	22/7/2012 2:06	58.0	23/7/2012 3:16	56.2
17/7/2012 5:31	62.7	18/7/2012 6:41	64.5	19/7/2012 23:51	61.8	21/7/2012 1:01	61.4	22/7/2012 2:11	58.2	23/7/2012 3:21	56.5
17/7/2012 5:36	62.2	18/7/2012 6:46	64.7	19/7/2012 23:56	61.9	21/7/2012 1:06	61.5	22/7/2012 2:16	58.3	23/7/2012 3:26	58.2
17/7/2012 5:41	62.2	18/7/2012 6:51	64.9	20/7/2012 0:01	61.6	21/7/2012 1:11	60.9	22/7/2012 2:21	58.5	23/7/2012 3:31	57.0
17/7/2012 5:46	61.3	18/7/2012 6:56	65.0	20/7/2012 0:06	61.8	21/7/2012 1:16	60.8	22/7/2012 2:26	57.8	23/7/2012 3:36	57.2
17/7/2012 5:51	60.8	18/7/2012 23:01	63.3	20/7/2012 0:11	61.7	21/7/2012 1:21	61.1	22/7/2012 2:31	57.6	23/7/2012 3:41	58.3
17/7/2012 5:56	62.0	18/7/2012 23:06	63.3	20/7/2012 0:16	61.3	21/7/2012 1:26	60.6	22/7/2012 2:36	57.6	23/7/2012 3:46	57.9
17/7/2012 6:01	61.5	18/7/2012 23:11	63.3	20/7/2012 0:21	61.6	21/7/2012 1:31	60.9	22/7/2012 2:41	58.0	23/7/2012 3:51	56.5
17/7/2012 6:06	61.5	18/7/2012 23:16	63.8	20/7/2012 0:26	61.2	21/7/2012 1:36	60.7	22/7/2012 2:46	57.5	23/7/2012 3:56	58.1
17/7/2012 6:11	62.5	18/7/2012 23:21	63.6	20/7/2012 0:31	61.2	21/7/2012 1:41	60.8	22/7/2012 2:51	57.1	23/7/2012 4:01	58.8
17/7/2012 6:16	62.3	18/7/2012 23:26	63.2	20/7/2012 0:36	61.3	21/7/2012 1:46	60.7	22/7/2012 2:56	57.5	23/7/2012 4:06	57.3
17/7/2012 6:21	62.0	18/7/2012 23:31	63.7	20/7/2012 0:41	63.0	21/7/2012 1:51	60.7	22/7/2012 3:01	57.3	23/7/2012 4:11	57.7
17/7/2012 6:26	61.7	18/7/2012 23:36	63.9	20/7/2012 0:46	61.0	21/7/2012 1:56	60.4	22/7/2012 3:06	57.1	23/7/2012 4:16	57.3
17/7/2012 6:31	61.7	18/7/2012 23:41	63.4	20/7/2012 0:51	60.6	21/7/2012 2:01	60.8	22/7/2012 3:11	57.2	23/7/2012 4:21	59.3
17/7/2012 6:36	61.2	18/7/2012 23:46	62.7	20/7/2012 0:56	60.2	21/7/2012 2:06	60.1	22/7/2012 3:16	57.9	23/7/2012 4:26	57.8
17/7/2012 6:41	61.6	18/7/2012 23:51	62.9	20/7/2012 1:01	60.3	21/7/2012 2:11	60.3	22/7/2012 3:21	57.3	23/7/2012 4:31	59.2
17/7/2012 6:46	61.2	18/7/2012 23:56	62.3	20/7/2012 1:06	60.7	21/7/2012 2:16	60.3	22/7/2012 3:26	57.3	23/7/2012 4:36	58.5
17/7/2012 6:51	60.8	19/7/2012 0:01	61.5	20/7/2012 1:11	60.0	21/7/2012 2:21	60.1	22/7/2012 3:31	59.6	23/7/2012 4:41	58.5
17/7/2012 6:56	61.3	19/7/2012 0:06	61.1	20/7/2012 1:16	60.2	21/7/2012 2:26	59.7	22/7/2012 3:36	60.3	23/7/2012 4:46	58.7
17/7/2012 23:01	61.7	19/7/2012 0:11	61.3	20/7/2012 1:21	60.1	21/7/2012 2:31	60.5	22/7/2012 3:41	60.4	23/7/2012 4:51	58.6
17/7/2012 23:06	61.5	19/7/2012 0:16	60.9	20/7/2012 1:26	60.4	21/7/2012 2:36	59.5	22/7/2012 3:46	60.2	23/7/2012 4:56	60.2
17/7/2012 23:11	62.9	19/7/2012 0:21	60.9	20/7/2012 1:31	59.9	21/7/2012 2:41	59.8	22/7/2012 3:51	60.0	23/7/2012 5:01	61.2
17/7/2012 23:16	62.0	19/7/2012 0:26	61.3	20/7/2012 1:36	59.8	21/7/2012 2:46	60.1	22/7/2012 3:56	60.0	23/7/2012 5:06	58.2
17/7/2012 23:21	62.4	19/7/2012 0:31	60.6	20/7/2012 1:41	60.1	21/7/2012 2:51	60.0	22/7/2012 4:01	59.9	23/7/2012 5:11	59.4
17/7/2012 23:26	62.0	19/7/2012 0:36	60.2	20/7/2012 1:46	58.5	21/7/2012 2:56	59.3	22/7/2012 4:06	60.5	23/7/2012 5:16	60.3
17/7/2012 23:31	62.7	19/7/2012 0:41	60.1	20/7/2012 1:51	59.9	21/7/2012 3:01	59.8	22/7/2012 4:11	60.1	23/7/2012 5:21	59.8
17/7/2012 23:36	61.9	19/7/2012 0:46	60.0	20/7/2012 1:56	60.3	21/7/2012 3:06	59.6	22/7/2012 4:16	60.0	23/7/2012 5:26	60.6
17/7/2012 23:41	63.8	19/7/2012 0:51	59.5	20/7/2012 2:01	59.2	21/7/2012 3:11	59.2	22/7/2012 4:21	59.7	23/7/2012 5:31	59.9
17/7/2012 23:46	62.5	19/7/2012 0:56	59.3	20/7/2012 2:06	58.9	21/7/2012 3:16	59.8	22/7/2012 4:26	59.7	23/7/2012 5:36	60.3
17/7/2012 23:51	62.0	19/7/2012 1:01	59.0	20/7/2012 2:11	58.7	21/7/2012 3:21	59.7	22/7/2012 4:31	60.9	23/7/2012 5:41	59.8
17/7/2012 23:56	61.8	19/7/2012 1:06	58.8	20/7/2012 2:16	61.8	21/7/2012 3:26	60.0	22/7/2012 4:36	60.0	23/7/2012 5:46	59.9
18/7/2012 0:01	61.6	19/7/2012 1:11	59.0	20/7/2012 2:21	60.2	21/7/2012 3:31	59.3	22/7/2012 4:41	60.6	23/7/2012 5:51	61.0
18/7/2012 0:06	61.8	19/7/2012 1:16	59.1	20/7/2012 2:26	59.4	21/7/2012 3:36	59.9	22/7/2012 4:46	60.2	23/7/2012 5:56	60.2
18/7/2012 0:11	60.9	19/7/2012 1:21	58.7	20/7/2012 2:31	59.1	21/7/2012 3:41	60.1	22/7/2012 4:51	62.3	23/7/2012 6:01	60.4
18/7/2012 0:16	61.7	19/7/2012 1:26	58.6	20/7/2012 2:36	58.7	21/7/2012 3:46	60.0	22/7/2012 4:56	60.7	23/7/2012 6:06	59.7
18/7/2012 0:21	61.0	19/7/2012 1:31	59.4	20/7/2012 2:41	59.8	21/7/2012 3:51	60.3	22/7/2012 5:01	59.9	23/7/2012 6:11	60.6
18/7/2012 0:26	61.9	19/7/2012 1:36	58.5	20/7/2012 2:46	58.8	21/7/2012 3:56	59.4	22/7/2012 5:06	60.2	23/7/2012 6:16	60.3
18/7/2012 0:31	61.6	19/7/2012 1:41	58.2	20/7/2012 2:51	58.9	21/7/2012 4:01	59.1	22/7/2012 5:11	60.3	23/7/2012 6:21	59.7
18/7/2012 0:36	61.2	19/7/2012 1:46	58.1	20/7/2012 2:56	59.7	21/7/2012 4:06	59.1	22/7/2012 5:16	59.7	23/7/2012 6:26	60.2
18/7/2012 0:41	61.0	19/7/2012 1:51	58.3	20/7/2012 3:01	58.6	21/7/2012 4:11	59.3	22/7/2012 5:21	60.8	23/7/2012 6:31	60.4
18/7/2012 0:46	60.8	19/7/2012 1:56	58.2	20/7/2012 3:06	58.1	21/7/2012 4:16	57.9	22/7/2012 5:26	60.0	23/7/2012 6:36	61.9
18/7/2012 0:51	60.4	19/7/2012 2:01	57.7	20/7/2012 3:11	58.4	21/7/2012 4:21	65.0	22/7/2012 5:31	60.2	23/7/2012 6:41	60.5
18/7/2012 0:56	60.5	19/7/2012 2:06	57.7	20/7/2012 3:16	58.9	21/7/2012 4:26	61.1	22/7/2012 5:36	60.9	23/7/2012 6:46	61.8
18/7/2012 1:01	60.1	19/7/2012 2:11	58.4	20/7/2012 3:21	58.8	21/7/2012 4:31	59.1	22/7/2012 5:41	60.5	23/7/2012 6:51	61.9
18/7/2012 1:06	60.1	19/7/2012 2:16	57.4	20/7/2012 3:26	58.7	21/7/2012 4:36	58.1	22/7/2012 5:46	60.3	23/7/2012 6:56	60.9
18/7/2012 1:11	60.5	19/7/2012 2:21	58.2	20/7/2012 3:31	58.1	21/7/2012 4:41	58.3	22/7/2012 5:51	61.2	23/7/2012 23:01	63.0
18/7/2012 1:16	59.8	19/7/2012 2:26	57.7	20/7/2012 3:36	58.8	21/7/2012 4:46	58.6	22/7/2012 5:56	59.6	23/7/2012 23:06	63.3
18/7/2012 1:21	60.2	19/7/2012 2:31	58.6	20/7/2012 3:41	58.5	21/7/2012 4:51	58.7	22/7/2012 6:01	60.3	23/7/2012 23:11	62.9
18/7/2012 1:26	59.7	19/7/2012 2:36	59.7	20/7/2012 3:46	59.4	21/7/2012 4:56	59.0	22/7/2012 6:06	61.6	23/7/2012 23:16	63.4
18/7/2012 1:31	59.4	19/7/2012 2:41	58.9	20/7/2012 3:51	59.5	21/7/2012 5:01	59.2	22/7/2012 6:11	61.8	23/7/2012 23:21	64.0
18/7/2012 1:36	59.2	19/7/2012 2:46	59.5	20/7/2012 3:56	58.9	21/7/2012 5:06	59.3	22/7/2012 6:16	61.3	23/7/2012 23:26	63.8
18/7/2012 1:41	59.1	19/7/2012 2:51	59.2	20/7/2012 4:01	58.9	21/7/2012 5:11	59.7	22/7/2012 6:21	60.7	23/7/2012 23:31	63.0
18/7/2012 1:46	58.9	19/7/2012 2:56	59.2	20/7/2012 4:06	58.4	21/7/2012 5:16	60.3	22/7/2012 6:26	61.6	23/7/2012 23:36	63.2
18/7/2012 1:51	59.3	19/7/2012 3:01	57.8	20/7/2012 4:11	57.7	21/7/2012 5:21	60.0	22/7/2012 6:31	62.0	23/7/2012 23:41	63.1
18/7/2012 1:56	58.9	19/7/2012 3:06	58.8	20/7/2012 4:16	59.8	21/7/2012 5:26	60.8	22/7/2012 6:36	61.3	23/7/2012 23:46	61.6
18/7/2012 2:01	59.1	19/7/2012 3:11	58.4	20/7/2012 4:21	58.0	21/7/2012 5:31	61.3	22/7/2012 6:41	61.8	23/7/2012 23:51	61.8
18/7/2012 2:06	59.0	19/7/2012 3:16	58.1	20/7/2012 4:26	58.5	21/7/2012 5:36	60.6	22/7/2012 6:46	62.5	23/7/2012 23:56	62.4
18/7/2012 2:11	59.0	19/7/2012 3:21	59.1	20/7/2012 4:31	59.3	21/7/2012 5:41	62.0	22/7/2012 6:51	62.0	24/7/2012 0:01	62.4
18/7/2012 2:16	58.9	19/7/2012 3:26	59.3	20/7/2012 4:36	58.4	21/7/2012 5:46	62.1	22/7/2012 6:56	62.7	24/7/2012 0:06	62.5
18/7/2012 2:21	58.4	19/7/2012 3:31	59.0	20/7/2012 4:41	58.3	21/7/2012 5:51	61.8	22/7/2012 23:01	63.2	24/7/2012 0:11	62.1

Real-time Noise Data RTN1 (FEHD Hong Kong Transport Section Whitefield Depot)

24/7/2012 0:16	61.8
24/7/2012 0:21	61.3
24/7/2012 0:26	62.1
24/7/2012 0:31	61.4
24/7/2012 0:36	60.9
24/7/2012 0:41	61.7
24/7/2012 0:46	61.0
24/7/2012 0:51	60.8
24/7/2012 0:56	61.2
24/7/2012 1:01	60.2
24/7/2012 1:06	61.0
24/7/2012 1:11	60.4
24/7/2012 1:16	60.6
24/7/2012 1:21	60.7
24/7/2012 1:26	61.0
24/7/2012 1:31	60.5
24/7/2012 1:36	60.8
24/7/2012 1:41	59.9
24/7/2012 1:46	59.8
24/7/2012 1:51	59.7
24/7/2012 1:56	57.7
24/7/2012 2:01	57.8
24/7/2012 2:06	56.9
24/7/2012 2:11	58.0
24/7/2012 2:16	58.4
24/7/2012 2:21	57.6
24/7/2012 2:26	56.9
24/7/2012 2:31	57.0
24/7/2012 2:36	58.0
24/7/2012 2:41	57.7
24/7/2012 2:46	56.4
24/7/2012 2:51	57.0
24/7/2012 2:56	57.3
24/7/2012 3:01	56.5
24/7/2012 3:06	57.6
24/7/2012 3:11	57.2
24/7/2012 3:16	56.4
24/7/2012 3:21	56.7
24/7/2012 3:26	56.3
24/7/2012 3:31	55.8
24/7/2012 3:36	57.6
24/7/2012 3:41	58.0
24/7/2012 3:46	57.2
24/7/2012 3:51	57.5
24/7/2012 3:56	56.6
24/7/2012 4:01	56.4
24/7/2012 4:06	56.3
24/7/2012 4:11	56.3
24/7/2012 4:16	57.3
24/7/2012 4:21	56.7
24/7/2012 4:26	57.4
24/7/2012 4:31	56.5
24/7/2012 4:36	57.0
24/7/2012 4:41	56.9
24/7/2012 4:46	57.2
24/7/2012 4:51	56.8
24/7/2012 4:56	57.6
24/7/2012 5:01	58.2
24/7/2012 5:06	58.6
24/7/2012 5:11	57.4
24/7/2012 5:16	59.2
24/7/2012 5:21	60.3
24/7/2012 5:26	58.9
24/7/2012 5:31	58.2
24/7/2012 5:36	57.8
24/7/2012 5:41	58.7
24/7/2012 5:46	59.7
24/7/2012 5:51	58.6
24/7/2012 5:56	58.6
24/7/2012 6:01	58.5
24/7/2012 6:06	59.1
24/7/2012 6:11	58.6
24/7/2012 6:16	61.0
24/7/2012 6:21	60.4
24/7/2012 6:26	60.9
24/7/2012 6:31	60.7
24/7/2012 6:36	60.8
24/7/2012 6:41	61.5
24/7/2012 6:46	62.0
24/7/2012 6:51	60.6
24/7/2012 6:56	61.6
24/7/2012 23:01	62.3
24/7/2012 23:06	62.3
24/7/2012 23:11	62.3
24/7/2012 23:16	62.1
24/7/2012 23:21	62.1
24/7/2012 23:26	62.0
24/7/2012 23:31	62.3
24/7/2012 23:36	62.2
24/7/2012 23:41	61.8
24/7/2012 23:46	62.0
24/7/2012 23:51	62.6
24/7/2012 23:56	61.7
25/7/2012 0:01	62.4
25/7/2012 0:06	62.6
25/7/2012 0:11	62.6
25/7/2012 0:16	61.8
25/7/2012 0:21	61.3
25/7/2012 0:26	62.8
25/7/2012 0:31	61.9
25/7/2012 0:36	60.8
25/7/2012 0:41	62.3
25/7/2012 0:46	61.6
25/7/2012 0:51	60.4
25/7/2012 0:56	60.0
25/7/2012 1:01	60.8
25/7/2012 1:06	60.7
25/7/2012 1:11	60.2
25/7/2012 1:16	60.7
25/7/2012 1:21	60.8

25/7/2012 1:26	60.7
25/7/2012 1:31	60.5
25/7/2012 1:36	59.2
25/7/2012 1:41	61.2
25/7/2012 1:46	59.9
25/7/2012 1:51	59.6
25/7/2012 1:56	59.7
25/7/2012 2:01	58.7
25/7/2012 2:06	59.4
25/7/2012 2:11	58.5
25/7/2012 2:16	59.3
25/7/2012 2:21	58.1
25/7/2012 2:26	59.5
25/7/2012 2:31	59.2
25/7/2012 2:36	59.0
25/7/2012 2:41	59.2
25/7/2012 2:46	58.8
25/7/2012 2:51	58.6
25/7/2012 2:56	58.1
25/7/2012 3:01	58.1
25/7/2012 3:06	60.0
25/7/2012 3:11	58.4
25/7/2012 3:16	59.2
25/7/2012 3:21	57.9
25/7/2012 3:26	58.1
25/7/2012 3:31	58.1
25/7/2012 3:36	57.7
25/7/2012 3:41	58.0
25/7/2012 3:46	58.7
25/7/2012 3:51	58.7
25/7/2012 3:56	59.6
25/7/2012 4:01	58.8
25/7/2012 4:06	59.4
25/7/2012 4:11	59.5
25/7/2012 4:16	58.2
25/7/2012 4:21	58.8
25/7/2012 4:26	58.4
25/7/2012 4:31	58.6
25/7/2012 4:36	58.8
25/7/2012 4:41	58.5
25/7/2012 4:46	60.7
25/7/2012 4:51	58.9
25/7/2012 4:56	60.2
25/7/2012 5:01	57.1
25/7/2012 5:06	57.3
25/7/2012 5:11	57.7
25/7/2012 5:16	57.6
25/7/2012 5:21	58.0
25/7/2012 5:26	58.0
25/7/2012 5:31	58.3
25/7/2012 5:36	58.4
25/7/2012 5:41	59.2
25/7/2012 5:46	59.4
25/7/2012 5:51	59.5
25/7/2012 5:56	58.9
25/7/2012 6:01	59.9
25/7/2012 6:06	59.6
25/7/2012 6:11	60.8
25/7/2012 6:16	60.7
25/7/2012 6:21	61.4
25/7/2012 6:26	61.8
25/7/2012 6:31	61.7
25/7/2012 6:36	62.2
25/7/2012 6:41	62.7
25/7/2012 6:46	62.7
25/7/2012 6:51	62.9
25/7/2012 6:56	63.5
25/7/2012 23:01	63.1
25/7/2012 23:06	63.4
25/7/2012 23:11	63.8
25/7/2012 23:16	62.8
25/7/2012 23:21	62.8
25/7/2012 23:26	62.4
25/7/2012 23:31	63.9
25/7/2012 23:36	64.0
25/7/2012 23:41	62.5
25/7/2012 23:46	62.4
25/7/2012 23:51	62.6
25/7/2012 23:56	62.7
26/7/2012 0:01	62.7
26/7/2012 0:06	62.8
26/7/2012 0:11	62.7
26/7/2012 0:16	62.6
26/7/2012 0:21	62.5
26/7/2012 0:26	62.7
26/7/2012 0:31	62.5
26/7/2012 0:36	61.8
26/7/2012 0:41	61.8
26/7/2012 0:46	62.0
26/7/2012 0:51	61.6
26/7/2012 0:56	61.2
26/7/2012 1:01	61.4
26/7/2012 1:06	61.1
26/7/2012 1:11	61.3
26/7/2012 1:16	61.0
26/7/2012 1:21	61.2
26/7/2012 1:26	61.2
26/7/2012 1:31	60.4
26/7/2012 1:36	61.0
26/7/2012 1:41	61.0
26/7/2012 1:46	60.8
26/7/2012 1:51	60.6
26/7/2012 1:56	60.5
26/7/2012 2:01	60.7
26/7/2012 2:06	60.7
26/7/2012 2:11	60.2
26/7/2012 2:16	60.2
26/7/2012 2:21	59.5
26/7/2012 2:26	59.7
26/7/2012 2:31	59.5

26/7/2012 2:36	59.6
26/7/2012 2:41	60.3
26/7/2012 2:46	60.2
26/7/2012 2:51	59.6
26/7/2012 2:56	59.6
26/7/2012 3:01	59.8
26/7/2012 3:06	59.7
26/7/2012 3:11	60.4
26/7/2012 3:16	59.3
26/7/2012 3:21	59.0
26/7/2012 3:26	59.4
26/7/2012 3:31	60.3
26/7/2012 3:36	58.9
26/7/2012 3:41	59.4
26/7/2012 3:46	58.8
26/7/2012 3:51	59.3
26/7/2012 3:56	59.4
26/7/2012 4:01	58.8
26/7/2012 4:06	59.1
26/7/2012 4:11	58.9
26/7/2012 4:16	59.8
26/7/2012 4:21	59.3
26/7/2012 4:26	60.1
26/7/2012 4:31	59.3
26/7/2012 4:36	59.0
26/7/2012 4:41	59.4
26/7/2012 4:46	58.7
26/7/2012 4:51	60.4
26/7/2012 4:56	59.6
26/7/2012 5:01	59.1
26/7/2012 5:06	59.6
26/7/2012 5:11	59.5
26/7/2012 5:16	59.9
26/7/2012 5:21	59.9
26/7/2012 5:26	59.9
26/7/2012 5:31	61.1
26/7/2012 5:36	60.5
26/7/2012 5:41	61.1
26/7/2012 5:46	60.6
26/7/2012 5:51	60.6
26/7/2012 5:56	62.0
26/7/2012 6:01	63.2
26/7/2012 6:06	64.9
26/7/2012 6:11	63.2
26/7/2012 6:16	62.9
26/7/2012 6:21	64.0
26/7/2012 6:26	62.6
26/7/2012 6:31	63.6
26/7/2012 6:36	64.9
26/7/2012 6:41	64.3
26/7/2012 6:46	63.7
26/7/2012 6:51	63.8
26/7/2012 6:56	63.9
26/7/2012 23:01	64.5
26/7/2012 23:06	63.0
26/7/2012 23:11	62.9
26/7/2012 23:16	62.6
26/7/2012 23:21	62.6
26/7/2012 23:26	62.8
26/7/2012 23:31	62.7
26/7/2012 23:36	62.1
26/7/2012 23:41	62.4
26/7/2012 23:46	62.2
26/7/2012 23:51	62.3
26/7/2012 23:56	62.6
27/7/2012 0:01	61.7
27/7/2012 0:06	62.2
27/7/2012 0:11	61.9
27/7/2012 0:16	61.7
27/7/2012 0:21	62.3
27/7/2012 0:26	62.1
27/7/2012 0:31	62.1
27/7/2012 0:36	60.9
27/7/2012 0:41	61.0
27/7/2012 0:46	61.5
27/7/2012 0:51	61.1
27/7/2012 0:56	64.8
27/7/2012 1:01	64.7
27/7/2012 1:06	63.7
27/7/2012 1:11	60.9
27/7/2012 1:16	60.2
27/7/2012 1:21	60.7
27/7/2012 1:26	60.6
27/7/2012 1:31	59.9
27/7/2012 1:36	60.6
27/7/2012 1:41	59.9
27/7/2012 1:46	59.9
27/7/2012 1:51	60.0
27/7/2012 1:56	60.6
27/7/2012 2:01	59.4
27/7/2012 2:06	59.4
27/7/2012 2:11	59.8
27/7/2012 2:16	59.7
27/7/2012 2:21	59.2
27/7/2012 2:26	58.8
27/7/2012 2:31	59.7
27/7/2012 2:36	59.6
27/7/2012 2:41	59.4
27/7/2012 2:46	59.4
27/7/2012 2:51	58.9
27/7/2012 2:56	59.1
27/7/2012 3:01	59.3
27/7/2012 3:06	59.0
27/7/2012 3:11	59.1
27/7/2012 3:16	58.9
27/7/2012 3:21	59.1
27/7/2012 3:26	58.6
27/7/2012 3:31	58.3
27/7/2012 3:36	58.8
27/7/2012 3:41	59.1

27/7/2012 3:46	58.8
27/7/2012 3:51	59.3
27/7/2012 3:56	59.5
27/7/2012 4:01	57.8
27/7/2012 4:06	58.7
27/7/2012 4:11	59.8
27/7/2012 4:16	59.3
27/7/2012 4:21	58.3
27/7/2012 4:26	59.1
27/7/2012 4:31	58.4
27/7/2012 4:36	59.4
27/7/2012 4:41	58.2
27/7/2012 4:46	59.5
27/7/2012 4:51	58.3
27/7/2012 4:56	59.0
27/7/2012 5:01	59.0
27/7/2012 5:06	59.8
27/7/2012 5:11	58.8
27/7/2012 5:16	59.4
27/7/2012 5:21	59.2
27/7/2012 5:26	59.6
27/7/2012 5:31	59.9
27/7/2012 5:36	59.8
27/7/2012 5:41	60.2
27/7/2012 5:46	60.5
27/7/2012 5:51	60.2
27/7/2012 5:56	61.2
27/7/2012 6:01	60.9
27/7/2012 6:06	61.3
27/7/2012 6:11	62.3
27/7/2012 6:16	61.5
27/7/2012 6:21	62.1
27/7/2012 6:26	61.9
27/7/2012 6:31	62.8
27/7/2012 6:36	62.7
27/7/2012 6:41	64.9
27/7/2012 6:46	64.3
27/7/2012 6:51	63.5
27/7/2012 6:56	64.1
27/7/2012 23:01	61.7
27/7/2012 23:06	62.4
27/7/2012 23:11	62.6
27/7/2012 23:16	61.9
27/7/2012 23:21	62.5
27/7/2012 23:26	62.8
27/7/2012 23:31	62.7
27/7/2012 23:36	63.0
27/7/2012 23:41	62.8
27/7/2012 23:46	62.7
27/7/2012 23:51	62.4
27/7/2012 23:56	63.3

*Exceedance recorded during monitoring compliance check with NCO

Real-time Noise Data RTN2 (Oil Street Community Liaison Centre)

Normal Day 07:00-19:00

28/6/2012 7:01	64.3
28/6/2012 7:31	66.0
28/6/2012 8:01	68.8
28/6/2012 8:31	71.5
28/6/2012 9:01	67.5
28/6/2012 9:31	70.6
28/6/2012 10:01	65.3
28/6/2012 10:31	70.8
28/6/2012 11:01	63.9
28/6/2012 11:31	69.8
28/6/2012 12:01	65.9
28/6/2012 12:31	65.8
28/6/2012 13:01	71.6
28/6/2012 13:31	66.0
28/6/2012 14:01	69.0
28/6/2012 14:31	69.6
28/6/2012 15:01	69.0
28/6/2012 15:31	70.1
28/6/2012 16:01	70.5
28/6/2012 16:31	64.3
28/6/2012 17:01	70.4
28/6/2012 17:31	67.2
28/6/2012 18:01	66.6
28/6/2012 18:31	65.5
29/6/2012 7:01	63.5
29/6/2012 7:31	64.4
29/6/2012 8:01	65.8
29/6/2012 8:31	71.2
29/6/2012 9:01	70.4
29/6/2012 9:31	69.2
29/6/2012 10:01	70.1
29/6/2012 10:31	71.9
29/6/2012 11:01	71.3
29/6/2012 11:31	69.7
29/6/2012 12:01	64.2
29/6/2012 12:31	65.0
29/6/2012 13:01	65.4
29/6/2012 13:31	70.9
29/6/2012 14:01	71.1
29/6/2012 14:31	69.9
29/6/2012 15:01	72.0
29/6/2012 15:31	71.3
29/6/2012 16:01	70.8
29/6/2012 16:31	70.3
29/6/2012 17:01	69.7
29/6/2012 17:31	65.9
29/6/2012 18:01	66.6
29/6/2012 18:31	67.8
30/6/2012 7:01	64.0
30/6/2012 7:31	65.4
30/6/2012 8:01	67.9
30/6/2012 8:31	70.4
30/6/2012 9:01	40.2
30/6/2012 9:31	71.8
30/6/2012 10:01	70.5
30/6/2012 10:31	70.6
30/6/2012 11:01	70.8
30/6/2012 11:31	70.0
30/6/2012 12:01	66.1
30/6/2012 12:31	67.5
30/6/2012 13:01	69.7
30/6/2012 13:31	69.2
30/6/2012 14:01	69.9
30/6/2012 14:31	71.0
30/6/2012 15:01	67.6
30/6/2012 15:31	69.5
30/6/2012 16:01	71.0
30/6/2012 16:31	71.4
30/6/2012 17:01	69.2
30/6/2012 17:31	70.6
30/6/2012 18:01	64.8
30/6/2012 18:31	64.3
3/7/2012 7:01	64.3
3/7/2012 7:31	66.5
3/7/2012 8:01	68.7
3/7/2012 8:31	71.4
3/7/2012 9:01	67.1
3/7/2012 9:31	71.7
3/7/2012 10:01	67.9
3/7/2012 10:31	61.0
3/7/2012 11:01	59.6
3/7/2012 11:31	71.6
3/7/2012 12:01	66.4
3/7/2012 12:31	65.9
3/7/2012 13:01	60.9
3/7/2012 13:31	62.3
3/7/2012 14:01	70.9
3/7/2012 14:31	68.7
3/7/2012 15:01	60.4
3/7/2012 15:31	67.0
3/7/2012 16:01	73.9
3/7/2012 16:31	74.1
3/7/2012 17:01	65.9
3/7/2012 17:31	65.2
3/7/2012 18:01	66.8
3/7/2012 18:31	64.8
4/7/2012 7:01	65.4
4/7/2012 7:31	66.5
4/7/2012 8:01	70.0
4/7/2012 8:31	71.1
4/7/2012 9:01	69.6
4/7/2012 9:31	71.2
4/7/2012 10:01	61.4
4/7/2012 10:31	70.9
4/7/2012 11:01	70.2
4/7/2012 11:31	66.0
4/7/2012 12:01	67.1
4/7/2012 12:31	69.8
4/7/2012 13:01	71.3
4/7/2012 13:31	70.8
4/7/2012 14:01	68.6
4/7/2012 14:31	64.2
4/7/2012 15:01	71.8
4/7/2012 15:31	64.9
4/7/2012 16:01	70.5
4/7/2012 16:31	60.3
4/7/2012 17:01	70.3
4/7/2012 17:31	68.6
4/7/2012 18:01	65.9
4/7/2012 18:31	66.1
5/7/2012 7:01	67.3
5/7/2012 7:31	67.6
5/7/2012 8:01	69.9
5/7/2012 8:31	69.2
5/7/2012 9:01	71.0
5/7/2012 9:31	71.0
5/7/2012 10:01	71.5
5/7/2012 10:31	65.6
5/7/2012 11:01	63.6
5/7/2012 11:31	65.2
5/7/2012 12:01	64.1
5/7/2012 12:31	69.5
5/7/2012 13:01	58.5
5/7/2012 13:31	69.3
5/7/2012 14:01	67.2
5/7/2012 14:31	71.0
5/7/2012 15:01	71.6
5/7/2012 15:31	71.1
5/7/2012 16:01	71.3
5/7/2012 16:31	57.0
5/7/2012 17:01	70.7
5/7/2012 17:31	65.3
5/7/2012 18:01	65.6
5/7/2012 18:31	66.7
6/7/2012 7:01	65.1
6/7/2012 7:31	65.7
6/7/2012 8:01	68.4
6/7/2012 8:31	64.7
6/7/2012 9:01	65.9
6/7/2012 9:31	59.9
6/7/2012 10:01	65.0
6/7/2012 10:31	71.0
6/7/2012 11:01	72.0
6/7/2012 11:31	55.2
6/7/2012 12:01	66.6
6/7/2012 12:31	66.4
6/7/2012 13:01	69.7
6/7/2012 13:31	73.8
6/7/2012 14:01	73.2
6/7/2012 14:31	71.2
6/7/2012 15:01	70.0
6/7/2012 15:31	67.4
6/7/2012 16:01	67.9
6/7/2012 16:31	70.2
6/7/2012 17:01	66.8
6/7/2012 17:31	71.8
6/7/2012 18:01	69.0
6/7/2012 18:31	67.8
7/7/2012 7:01	63.3
7/7/2012 7:31	66.1
7/7/2012 8:01	69.4
7/7/2012 8:31	69.6
7/7/2012 9:01	71.0
7/7/2012 9:31	70.2
7/7/2012 10:01	70.4
7/7/2012 10:31	69.7
7/7/2012 11:01	70.0
7/7/2012 11:31	69.4
7/7/2012 12:01	63.6
7/7/2012 12:31	64.8
7/7/2012 13:01	72.0
7/7/2012 13:31	71.2
7/7/2012 14:01	71.2
7/7/2012 14:31	66.1
7/7/2012 15:01	66.9
7/7/2012 15:31	64.0
7/7/2012 16:01	71.8
7/7/2012 16:31	69.9
7/7/2012 17:01	67.3
7/7/2012 17:31	70.2
7/7/2012 18:01	65.6
7/7/2012 18:31	66.7
9/7/2012 7:01	64.4
9/7/2012 7:31	65.4
9/7/2012 8:01	67.8
9/7/2012 8:31	70.6
9/7/2012 9:01	70.9
9/7/2012 9:31	70.5
9/7/2012 10:01	67.4
9/7/2012 10:31	70.9
9/7/2012 11:01	60.0
9/7/2012 11:31	71.3
9/7/2012 12:01	66.9
9/7/2012 12:31	66.8
9/7/2012 13:01	71.5
9/7/2012 13:31	70.2
9/7/2012 14:01	75.0
9/7/2012 14:31	73.7
9/7/2012 15:01	68.6
9/7/2012 15:31	65.6
9/7/2012 16:01	72.9
9/7/2012 16:31	70.9
9/7/2012 17:01	69.7
9/7/2012 17:31	68.8
9/7/2012 18:01	67.1
9/7/2012 18:31	64.8
10/7/2012 7:01	63.5
10/7/2012 7:31	64.8
10/7/2012 8:01	70.2
10/7/2012 8:31	63.3
10/7/2012 9:01	71.6
10/7/2012 9:31	70.0
10/7/2012 10:01	63.8
10/7/2012 10:31	68.6
10/7/2012 11:01	69.5
10/7/2012 11:31	71.4
10/7/2012 12:01	64.5
10/7/2012 12:31	64.4
10/7/2012 13:01	71.2
10/7/2012 13:31	70.4
10/7/2012 14:01	65.6
10/7/2012 14:31	65.8
10/7/2012 15:01	54.9
10/7/2012 15:31	70.3
10/7/2012 16:01	67.3
10/7/2012 16:31	62.2
10/7/2012 17:01	71.1
10/7/2012 17:31	71.7
10/7/2012 18:01	65.3
10/7/2012 18:31	65.8
11/7/2012 7:01	63.2
11/7/2012 7:31	64.3
11/7/2012 8:01	66.2
11/7/2012 8:31	71.5
11/7/2012 9:01	71.2
11/7/2012 9:31	74.1
11/7/2012 10:01	72.9
11/7/2012 10:31	73.3
11/7/2012 11:01	73.5
11/7/2012 11:31	72.0
11/7/2012 12:01	66.0
11/7/2012 12:31	67.0
11/7/2012 13:01	65.7
11/7/2012 13:31	73.8
11/7/2012 14:01	69.0
11/7/2012 14:31	75.7
11/7/2012 15:01	69.2
11/7/2012 15:31	64.1
11/7/2012 16:01	73.1
11/7/2012 16:31	67.7
11/7/2012 17:01	70.1
11/7/2012 17:31	70.3
11/7/2012 18:01	67.9
11/7/2012 18:31	66.0
12/7/2012 7:01	63.2
12/7/2012 7:31	65.7
12/7/2012 8:01	70.4
12/7/2012 8:31	71.2
12/7/2012 9:01	71.8
12/7/2012 9:31	64.6
12/7/2012 10:01	71.4
12/7/2012 10:31	60.1
12/7/2012 11:01	62.2
12/7/2012 11:31	70.6
12/7/2012 12:01	66.0
12/7/2012 12:31	65.9
12/7/2012 13:01	70.3
12/7/2012 13:31	69.2
12/7/2012 14:01	62.3
12/7/2012 14:31	70.4
12/7/2012 15:01	66.3
12/7/2012 15:31	72.8
12/7/2012 16:01	69.3
12/7/2012 16:31	66.1
12/7/2012 17:01	70.4
12/7/2012 17:31	68.2
12/7/2012 18:01	66.5
12/7/2012 18:31	65.7
13/7/2012 7:01	63.4
13/7/2012 7:31	64.2
13/7/2012 8:01	67.4
13/7/2012 8:31	71.9
13/7/2012 9:01	67.6
13/7/2012 9:31	70.2
13/7/2012 10:01	71.6
13/7/2012 10:31	70.2
13/7/2012 11:01	69.3
13/7/2012 11:31	71.4
13/7/2012 12:01	65.9
13/7/2012 12:31	66.1
13/7/2012 13:01	71.6
13/7/2012 13:31	71.3
13/7/2012 14:01	70.5
13/7/2012 14:31	72.7
13/7/2012 15:01	67.0
13/7/2012 15:31	67.1
13/7/2012 16:01	71.3
13/7/2012 16:31	67.6
13/7/2012 17:01	71.9
13/7/2012 17:31	70.0
13/7/2012 18:01	66.8
13/7/2012 18:31	65.6
14/7/2012 7:01	63.7
14/7/2012 7:31	65.2
14/7/2012 8:01	68.7
14/7/2012 8:31	61.1
14/7/2012 9:01	69.6
14/7/2012 9:31	71.6
14/7/2012 10:01	69.8
14/7/2012 10:31	71.0
14/7/2012 11:01	70.3
14/7/2012 11:31	71.1
14/7/2012 12:01	65.4
14/7/2012 12:31	65.9
14/7/2012 13:01	71.9
14/7/2012 13:31	70.3
14/7/2012 14:01	70.0
14/7/2012 14:31	72.3
14/7/2012 15:01	67.1
14/7/2012 15:31	59.5
14/7/2012 16:01	70.5
14/7/2012 16:31	68.7
14/7/2012 17:01	61.8
14/7/2012 17:31	70.4
14/7/2012 18:01	66.6
14/7/2012 18:31	65.9
16/7/2012 7:01	64.2
16/7/2012 7:31	65.2
16/7/2012 8:01	67.8
16/7/2012 8:31	71.6
16/7/2012 9:01	67.1
16/7/2012 9:31	71.2
16/7/2012 10:01	70.7
16/7/2012 10:31	70.7
16/7/2012 11:01	69.3
16/7/2012 11:31	71.1
16/7/2012 12:01	66.2
16/7/2012 12:31	67.1
16/7/2012 13:01	50.9
16/7/2012 13:31	71.5
16/7/2012 14:01	71.7
16/7/2012 14:31	73.3
16/7/2012 15:01	60.0
16/7/2012 15:31	69.7
16/7/2012 16:01	72.1
16/7/2012 16:31	69.2
16/7/2012 17:01	69.2
16/7/2012 17:31	68.4
16/7/2012 18:01	68.2
16/7/2012 18:31	64.4
17/7/2012 7:01	64.8
17/7/2012 7:31	67.4
17/7/2012 8:01	67.8
17/7/2012 8:31	69.8
17/7/2012 9:01	69.4
17/7/2012 9:31	68.7
17/7/2012 10:01	67.2
17/7/2012 10:31	67.7
17/7/2012 11:01	66.4
17/7/2012 11:31	67.8
17/7/2012 12:01	65.1
17/7/2012 12:31	66.0
17/7/2012 13:01	69.5
17/7/2012 13:31	66.4
17/7/2012 14:01	70.5
17/7/2012 14:31	68.5
17/7/2012 15:01	70.1
17/7/2012 15:31	69.3
17/7/2012 16:01	71.5
17/7/2012 16:31	70.5
17/7/2012 17:01	70.7
17/7/2012 17:31	68.6
17/7/2012 18:01	68.8
17/7/2012 18:31	67.9
18/7/2012 7:01	66.0
18/7/2012 7:31	66.4
18/7/2012 8:01	67.1
18/7/2012 8:31	72.9
18/7/2012 9:01	74.0
18/7/2012 9:31	71.6
18/7/2012 10:01	71.0
18/7/2012 10:31	74.7
18/7/2012 11:01	66.7
18/7/2012 11:31	66.4
18/7/2012 12:01	66.3
18/7/2012 12:31	66.7
18/7/2012 13:01	71.4
18/7/2012 13:31	65.6
18/7/2012 14:01	71.4
18/7/2012 14:31	68.4
18/7/2012 15:01	66.0
18/7/2012 15:31	57.6
18/7/2012 16:01	49.1
18/7/2012 16:31	64.6
18/7/2012 17:01	71.4
18/7/2012 17:31	69.8
18/7/2012 18:01	65.9
18/7/2012 18:31	65.2
19/7/2012 7:01	63.9
19/7/2012 7:31	69.2
19/7/2012 8:01	69.9
19/7/2012 8:31	64.4
19/7/2012 9:01	66.2
19/7/2012 9:31	67.1
19/7/2012 10:01	64.2
19/7/2012 10:31	68.7
19/7/2012 11:01	67.4
19/7/2012 11:31	71.1
19/7/2012 12:01	66.2
19/7/2012 12:31	66.8
19/7/2012 13:01	68.1
19/7/2012 13:31	69.6
19/7/2012 14:01	70.1
19/7/2012 14:31	69.0
19/7/2012 15:01	68.4
19/7/2012 15:31	67.3
19/7/2012 16:01	70.7
19/7/2012 16:31	68.3
19/7/2012 17:01	71.0
19/7/2012 17:31	69.1
19/7/2012 18:01	66.6
19/7/2012 18:31	66.7
20/7/2012 7:01	64.0
20/7/2012 7:31	64.6
20/7/2012 8:01	70.4
20/7/2012 8:31	70.9
20/7/2012 9:01	62.6
20/7/2012 9:31	71.9
20/7/2012 10:01	71.9
20/7/2012 10:31	73.8
20/7/2012 11:01	72.5
20/7/2012 11:31	68.1
20/7/2012 12:01	64.4
20/7/2012 12:31	65.3
20/7/2012 13:01	71.0
20/7/2012 13:31	72.1
20/7/2012 14:01	71.2
20/7/2012 14:31	69.3
20/7/2012 15:01	70.8
20/7/2012 15:31	71.5
20/7/2012 16:01	71.3
20/7/2012 16:31	58.3
20/7/2012 17:01	71.8
20/7/2012 17:31	69.4
20/7/2012 18:01	66.6
20/7/2012 18:31	63.8
21/7/2012 7:01	62.5
21/7/2012 7:31	64.7
21/7/2012 8:01	71.0
21/7/2012 8:31	71.7
21/7/2012 9:01	71.4
21/7/2012 9:31	72.7
21/7/2012 10:01	67.7
21/7/2012 10:31	69.2
21/7/2012 11:01	71.8
21/7/2012 11:31	67.1
21/7/2012 12:01	71.0
21/7/2012 12:31	67.1
21/7/2012 13:01	69.2
21/7/2012 13:31	70.1
21/7/2012 14:01	70.4
21/7/2012 14:31	70.0
21/7/2012 15:01	69.8
21/7/2012 15:31	70.1
21/7/2012 16:01	67.4
21/7/2012 16:31	68.5
21/7/2012 17:01	72.1
21/7/2012 17:31	71.4
21/7/2012 18:01	70.6
21/7/2012 18:31	67.0
23/7/2012 7:01	63.9
23/7/2012 7:31	66.8
23/7/2012 8:01	64.7
23/7/2012 8:31	71.5
23/7/2012 9:01	71.0
23/7/2012 9:31	73.7
23/7/2012 10:01	72.6
23/7/2012 10:31	72.2
23/7/2012 11:01	73.3
23/7/2012 11:31	64.8
23/7/2012 12:01	65.7
23/7/2012 12:31	64.6
23/7/2012 13:01	71.1
23/7/2012 13:31	74.3
23/7/2012 14:01	74.3
23/7/2012 14:31	74.3
23/7/2012 15:01	71.7
23/7/2012 15:31	71.4
23/7/2012 16:01	71.5
23/7/2012 16:31	69.6
23/7/2012 17:01	70.0
23/7/2012 17:31	69.9
23/7/2012 18:01	66.6
23/7/2012 18:31	67.8
24/7/2012 7:01	65.7
24/7/2012 7:31	65.5
24/7/2012 8:01	63.3
24/7/2012 8:31	62.5
24/7/2012 9:01	61.7
24/7/2012 9:31	61.3
24/7/2012 10:01	63.0
24/7/2012 10:31	63.8
24/7/2012 11:01	61.5
24/7/2012 11:31	63.3
24/7/2012 12:01	64.1
24/7/2012 12:31	64.9
24/7/2012 13:01	66.3
24/7/2012 13:31	67.3
24/7/2012 14:01	67.3
24/7/2012 14:31	68.7
24/7/2012 15:01	67.7
24/7/2012 15:31	69.7
24/7/2012 16:01	69.9
24/7/2012 16:31	65.4
24/7/2012 17:01	71.2
24/7/2012 17:31	69.5
24/7/2012 18:01	65.4
24/7/2012 18:31	64.7
25/7/2012 7:01	66.1
25/7/2012 7:31	65.8
25/7/2012 8:01	68.8
25/7/2012 8:31	65.3
25/7/2012 9:01	71.9
25/7/2012 9:31	71.2
25/7/2012 10:01	44.3
25/7/2012 10:31	62.9
25/7/2012 11:01	71.6
25/7/2012 11:31	63.1
25/7/2012 12:01	67.0
25/7/2012 12:31	70.0
25/7/2012 13:01	67.9
25/7/2012 13:31	67.3
25/7/2012 14:01	68.6
25/7/2012 14:31	59.8
25/7/2012 15:01	71.3
25/7/2012 15:31	64.4
25/7/2012 16:01	64.7
25/7/2012 16:31	70.4
25/7/2012 17:01	70.4
25/7/2012 17:31	70.0
25/7/2012 18:01	65.2
25/7/2012 18:31	64.8
26/7/2012 7:01	64.9
26/7/2012 7:31	65.7
26/7/2012 8:01	69.7
26/7/2012 8:31	71.8
26/7/2012 9:01	71.6
26/7/2012 9:31	72.6
26/7/2012 10:01	71.3
26/7/2012 10:31	73.5
26/7/2012 11:01	71.8
26/7/2012 11:31	72.0
26/7/2012 12:01	66.7
26/7/2012 12:31	67.0
26/7/2012 13:01	70.5
26/7/2012 13:31	71.7
26/7/2012 14:01	70.9
26/7/2012 14:31	72.2
26/7/2012 15:01	71.9
26/7/2012 15:31	70.6
26/7/2012 16:01	69.7
26/7/2012 16:31	71.3
26/7/2012 17:01	73.7
26/7/2012 17:31	66.8
26/7/2012 18:01	69.8
26/7/2012 18:31	65.7
27/7/2012 7:01	65.3
27/7/2012 7:31	66.9
27/7/2012 8:01	72.0
27/7/2012 8:31	72.7
27/7/2012 9:01	72.4
27/7/2012 9:31	72.0
27/7/2012 10:01	67.8
27/7/2012 10:31	67.9
27/7/2012 11:01	66.5
27/7/2012 11:31	70.5
27/7/2012 12:01	64.6
27/7/2012 12:31	64.0
27/7/2012 13:01	71.0
27/7/2012 13:31	65.4
27/7/2012 14:01	69.0
27/7/2012 14:31	63.4
27/7/2012 15:01	71.8
27/7/2012 15:31	70.9
27/7/2012 16:01	71.1
27/7/2012 16:31	71.1
27/7/2012 17:01	64.3
27/7/2012 17:31	68.5
27/7/2012 18:01	65.2
27/7/2012 18:31	62.6

Normal Day 19:00-23:00, Sunday & Holiday 07:00-23:00

28/6/2012 19:01	65.2
28/6/2012 19:06	64.5
28/6/2012 19:11	61.4
28/6/2012 19:16	61.7
28/6/2012 19:21	62.0
28/6/2012 19:26	61.6
28/6/2012 19:31	62.8
28/6/2012 19:36	62.8
28/6/2012 19:41	62.4
28/6/2012 19:46	62.5
28/6/2012 19:51	62.3
28/6/2012 19:56	63.8
28/6/2012 20:01	62.7
28/6/2012 20:06	63.2
28/6/2012 20:11	61.9
28/6/2012 20:16	61.9
28/6/2012 20:21	62.0
28/6/2012 20:26	62.3
28/6/2012 20:31	62.1
28/6/2012 20:36	61.8
28/6/2012 20:41	61.7
28/6/2012 20:46	61.7
28/6/2012 20:51	61.7
28/6/2012 20:56	61.3
28/6/2012 21:01	61.6
28/6/2012 21:06	61.3
28/6/2012 21:11	62.3
28/6/2012 21:16	61.6
28/6/2012 21:21	61.6
28/6/2012 21:26	60.9
28/6/2012 21:31	62.8
28/6/2012 21:36	61.4
28/6/2012 21:41	61.3
28/6/2012 21:46	61.0
28/6/2012 21:51	61.3
28/6/2012 21:56	62.0
28/6/2012 22:01	61.4
28/6/2012 22:06	61.5
28/6/2012 22:11	61.4
28/6/2012 22:16	61.2
28/6/2012 22:21	62.3
28/6/2012 22:26	61.2
28/6/2012 22:31	61.1
28/6/2012 22:36	61.4
28/6/2012 22:41	61.3
28/6/2012 22:46	62.0
28/6/2012 22:51	61.4
28/6/2012 22:56	61.0
29/6/2012 19:01	62.7
29/6/2012 19:06	63.6
29/6/2012 19:11	63.6
29/6/2012 19:16	62.3
29/6/2012 19:21	61.9
29/6/2012 19:26	63.0

Real-time Noise Data RTN2 (Oil Street Community Liaison Centre)

29/6/2012 19:31	62.2	1/7/2012 8:41	65.5	1/7/2012 17:51	61.8	2/7/2012 10:01	64.6	2/7/2012 19:11	62.5	4/7/2012 20:21	63.2
29/6/2012 19:36	63.0	1/7/2012 8:46	67.2	1/7/2012 17:56	62.0	2/7/2012 10:06	65.7	2/7/2012 19:16	63.0	4/7/2012 20:26	63.4
29/6/2012 19:41	64.1	1/7/2012 8:51	66.0	1/7/2012 18:01	62.3	2/7/2012 10:11	64.1	2/7/2012 19:21	62.8	4/7/2012 20:31	63.4
29/6/2012 19:46	63.9	1/7/2012 8:56	65.1	1/7/2012 18:06	62.4	2/7/2012 10:16	64.4	2/7/2012 19:26	63.4	4/7/2012 20:36	62.6
29/6/2012 19:51	64.0	1/7/2012 9:01	64.8	1/7/2012 18:11	62.4	2/7/2012 10:21	64.3	2/7/2012 19:31	62.5	4/7/2012 20:41	62.5
29/6/2012 19:56	62.4	1/7/2012 9:06	65.3	1/7/2012 18:16	62.5	2/7/2012 10:26	65.2	2/7/2012 19:36	62.9	4/7/2012 20:46	62.7
29/6/2012 20:01	62.6	1/7/2012 9:11	63.8	1/7/2012 18:21	62.1	2/7/2012 10:31	66.1	2/7/2012 19:41	61.9	4/7/2012 20:51	63.0
29/6/2012 20:06	64.9	1/7/2012 9:16	63.8	1/7/2012 18:26	62.7	2/7/2012 10:36	65.0	2/7/2012 19:46	63.1	4/7/2012 20:56	63.3
29/6/2012 20:11	63.8	1/7/2012 9:21	66.4	1/7/2012 18:31	62.1	2/7/2012 10:41	65.1	2/7/2012 19:51	62.0	4/7/2012 21:01	63.1
29/6/2012 20:16	64.2	1/7/2012 9:26	65.3	1/7/2012 18:36	62.0	2/7/2012 10:46	65.4	2/7/2012 19:56	61.8	4/7/2012 21:06	62.7
29/6/2012 20:21	62.5	1/7/2012 9:31	64.9	1/7/2012 18:41	62.1	2/7/2012 10:51	63.6	2/7/2012 20:01	63.7	4/7/2012 21:11	63.0
29/6/2012 20:26	64.5	1/7/2012 9:36	64.2	1/7/2012 18:46	62.4	2/7/2012 10:56	64.1	2/7/2012 20:06	62.2	4/7/2012 21:16	62.8
29/6/2012 20:31	62.9	1/7/2012 9:41	65.7	1/7/2012 18:51	62.9	2/7/2012 11:01	64.7	2/7/2012 20:11	62.1	4/7/2012 21:21	62.8
29/6/2012 20:36	62.9	1/7/2012 9:46	65.3	1/7/2012 18:56	61.9	2/7/2012 11:06	64.5	2/7/2012 20:16	62.6	4/7/2012 21:26	63.2
29/6/2012 20:41	62.8	1/7/2012 9:51	64.4	1/7/2012 19:01	61.3	2/7/2012 11:11	64.8	2/7/2012 20:21	62.0	4/7/2012 21:31	63.2
29/6/2012 20:46	63.7	1/7/2012 9:56	63.8	1/7/2012 19:06	61.2	2/7/2012 11:16	64.4	2/7/2012 20:26	62.2	4/7/2012 21:36	63.0
29/6/2012 20:51	62.7	1/7/2012 10:01	63.8	1/7/2012 19:11	61.6	2/7/2012 11:21	63.3	2/7/2012 20:31	61.4	4/7/2012 21:41	63.4
29/6/2012 20:56	63.1	1/7/2012 10:06	66.0	1/7/2012 19:16	61.4	2/7/2012 11:26	63.2	2/7/2012 20:36	62.8	4/7/2012 21:46	63.3
29/6/2012 21:01	63.4	1/7/2012 10:11	66.8	1/7/2012 19:21	61.4	2/7/2012 11:31	63.5	2/7/2012 20:41	61.5	4/7/2012 21:51	61.9
29/6/2012 21:06	65.0	1/7/2012 10:16	66.9	1/7/2012 19:26	61.4	2/7/2012 11:36	63.0	2/7/2012 20:46	62.0	4/7/2012 21:56	61.8
29/6/2012 21:11	63.5	1/7/2012 10:21	65.9	1/7/2012 19:31	63.4	2/7/2012 11:41	64.1	2/7/2012 20:51	61.5	4/7/2012 22:01	61.8
29/6/2012 21:16	65.2	1/7/2012 10:26	64.7	1/7/2012 19:36	61.4	2/7/2012 11:46	63.3	2/7/2012 20:56	62.2	4/7/2012 22:06	61.0
29/6/2012 21:21	66.2	1/7/2012 10:31	65.2	1/7/2012 19:41	61.0	2/7/2012 11:51	63.9	2/7/2012 21:01	62.0	4/7/2012 22:11	61.4
29/6/2012 21:26	63.4	1/7/2012 10:36	66.6	1/7/2012 19:46	60.9	2/7/2012 11:56	63.7	2/7/2012 21:06	62.5	4/7/2012 22:16	61.7
29/6/2012 21:31	63.8	1/7/2012 10:41	64.8	1/7/2012 19:51	61.1	2/7/2012 12:01	63.7	2/7/2012 21:11	61.8	4/7/2012 22:21	62.0
29/6/2012 21:36	64.0	1/7/2012 10:46	64.6	1/7/2012 19:56	59.7	2/7/2012 12:06	65.7	2/7/2012 21:16	61.9	4/7/2012 22:26	62.1
29/6/2012 21:41	66.9	1/7/2012 10:51	64.5	1/7/2012 20:01	72.8	2/7/2012 12:11	63.5	2/7/2012 21:21	62.0	4/7/2012 22:31	61.3
29/6/2012 21:46	64.0	1/7/2012 10:56	64.7	1/7/2012 20:06	75.0	2/7/2012 12:16	64.2	2/7/2012 21:26	62.2	4/7/2012 22:36	61.0
29/6/2012 21:51	66.2	1/7/2012 11:01	64.6	1/7/2012 20:11	75.7	2/7/2012 12:21	63.6	2/7/2012 21:31	62.0	4/7/2012 22:41	61.7
29/6/2012 21:56	64.3	1/7/2012 11:06	64.8	1/7/2012 20:16	74.2	2/7/2012 12:26	64.0	2/7/2012 21:36	61.4	4/7/2012 22:46	61.7
29/6/2012 22:01	64.0	1/7/2012 11:11	64.2	1/7/2012 20:21	74.1	2/7/2012 12:31	63.5	2/7/2012 21:41	61.5	4/7/2012 22:51	61.8
29/6/2012 22:06	64.8	1/7/2012 11:16	64.2	1/7/2012 20:26	61.4	2/7/2012 12:36	64.3	2/7/2012 21:46	61.1	4/7/2012 22:56	61.0
29/6/2012 22:11	63.6	1/7/2012 11:21	64.8	1/7/2012 20:31	61.9	2/7/2012 12:41	65.6	2/7/2012 21:51	62.0	5/7/2012 19:01	67.1
29/6/2012 22:16	64.3	1/7/2012 11:26	64.5	1/7/2012 20:36	61.7	2/7/2012 12:46	65.5	2/7/2012 21:56	61.9	5/7/2012 19:06	64.6
29/6/2012 22:21	64.6	1/7/2012 11:31	64.5	1/7/2012 20:41	61.0	2/7/2012 12:51	65.2	2/7/2012 22:01	61.7	5/7/2012 19:11	64.0
29/6/2012 22:26	65.8	1/7/2012 11:36	63.6	1/7/2012 20:46	60.8	2/7/2012 12:56	64.7	2/7/2012 22:06	62.0	5/7/2012 19:16	63.4
29/6/2012 22:31	64.3	1/7/2012 11:41	63.7	1/7/2012 20:51	61.2	2/7/2012 13:01	65.1	2/7/2012 22:11	61.6	5/7/2012 19:21	63.8
29/6/2012 22:36	64.0	1/7/2012 11:46	63.7	1/7/2012 20:56	61.8	2/7/2012 13:06	64.0	2/7/2012 22:16	61.8	5/7/2012 19:26	60.6
29/6/2012 22:41	64.7	1/7/2012 11:51	63.4	1/7/2012 21:01	61.0	2/7/2012 13:11	64.5	2/7/2012 22:21	61.5	5/7/2012 19:31	68.4
29/6/2012 22:46	64.3	1/7/2012 11:56	63.0	1/7/2012 21:06	61.4	2/7/2012 13:16	64.3	2/7/2012 22:26	61.3	5/7/2012 19:36	62.8
29/6/2012 22:51	64.3	1/7/2012 12:01	63.0	1/7/2012 21:11	60.9	2/7/2012 13:21	65.2	2/7/2012 22:31	62.3	5/7/2012 19:41	67.4
29/6/2012 22:56	65.1	1/7/2012 12:06	63.4	1/7/2012 21:16	61.3	2/7/2012 13:26	65.9	2/7/2012 22:36	61.1	5/7/2012 19:46	64.8
30/6/2012 19:01	63.9	1/7/2012 12:11	63.7	1/7/2012 21:21	61.0	2/7/2012 13:31	64.4	2/7/2012 22:41	61.1	5/7/2012 19:51	64.5
30/6/2012 19:06	63.1	1/7/2012 12:16	64.3	1/7/2012 21:26	61.9	2/7/2012 13:36	64.3	2/7/2012 22:46	61.0	5/7/2012 19:56	63.6
30/6/2012 19:11	62.7	1/7/2012 12:21	64.2	1/7/2012 21:31	61.0	2/7/2012 13:41	64.1	2/7/2012 22:51	61.5	5/7/2012 20:01	63.4
30/6/2012 19:16	63.6	1/7/2012 12:26	63.9	1/7/2012 21:36	61.3	2/7/2012 13:46	63.7	2/7/2012 22:56	62.5	5/7/2012 20:06	63.6
30/6/2012 19:21	64.1	1/7/2012 12:31	63.8	1/7/2012 21:41	62.0	2/7/2012 13:51	66.9	3/7/2012 19:01	65.1	5/7/2012 20:11	63.7
30/6/2012 19:26	63.9	1/7/2012 12:36	63.4	1/7/2012 21:46	62.1	2/7/2012 13:56	65.5	3/7/2012 19:06	64.0	5/7/2012 20:16	67.2
30/6/2012 19:31	63.1	1/7/2012 12:41	64.3	1/7/2012 21:51	61.3	2/7/2012 14:01	65.9	3/7/2012 19:11	65.4	5/7/2012 20:21	63.4
30/6/2012 19:36	63.1	1/7/2012 12:46	64.0	1/7/2012 21:56	61.6	2/7/2012 14:06	63.6	3/7/2012 19:16	64.0	5/7/2012 20:26	63.4
30/6/2012 19:41	62.9	1/7/2012 12:51	64.9	1/7/2012 22:01	61.7	2/7/2012 14:11	64.0	3/7/2012 19:21	63.6	5/7/2012 20:31	63.1
30/6/2012 19:46	63.6	1/7/2012 12:56	65.9	1/7/2012 22:06	62.1	2/7/2012 14:16	64.1	3/7/2012 19:26	64.1	5/7/2012 20:36	65.0
30/6/2012 19:51	64.0	1/7/2012 13:01	63.9	1/7/2012 22:11	61.6	2/7/2012 14:21	64.0	3/7/2012 19:31	64.0	5/7/2012 20:41	62.9
30/6/2012 19:56	62.8	1/7/2012 13:06	64.3	1/7/2012 22:16	61.2	2/7/2012 14:26	64.4	3/7/2012 19:36	64.5	5/7/2012 20:46	63.4
30/6/2012 20:01	63.2	1/7/2012 13:11	65.4	1/7/2012 22:21	61.5	2/7/2012 14:31	64.6	3/7/2012 19:41	64.0	5/7/2012 20:51	63.3
30/6/2012 20:06	63.0	1/7/2012 13:16	64.6	1/7/2012 22:26	61.5	2/7/2012 14:36	66.3	3/7/2012 19:46	64.6	5/7/2012 20:56	63.4
30/6/2012 20:11	62.7	1/7/2012 13:21	64.5	1/7/2012 22:31	61.7	2/7/2012 14:41	64.9	3/7/2012 19:51	62.8	5/7/2012 21:01	63.6
30/6/2012 20:16	62.7	1/7/2012 13:26	64.2	1/7/2012 22:36	61.4	2/7/2012 14:46	64.3	3/7/2012 19:56	62.5	5/7/2012 21:06	63.0
30/6/2012 20:21	62.9	1/7/2012 13:31	64.6	1/7/2012 22:41	61.3	2/7/2012 14:51	64.3	3/7/2012 20:01	63.0	5/7/2012 21:11	63.6
30/6/2012 20:26	63.7	1/7/2012 13:36	64.4	1/7/2012 22:46	64.4	2/7/2012 14:56	59.2	3/7/2012 20:06	63.9	5/7/2012 21:16	63.2
30/6/2012 20:31	63.5	1/7/2012 13:41	64.8	1/7/2012 22:51	62.6	2/7/2012 15:01	66.5	3/7/2012 20:11	62.7	5/7/2012 21:21	63.9
30/6/2012 20:36	62.8	1/7/2012 13:46	65.0	1/7/2012 22:56	61.7	2/7/2012 15:06	64.1	3/7/2012 20:16	62.3	5/7/2012 21:26	63.7
30/6/2012 20:41	63.1	1/7/2012 13:51	64.5	1/7/2012 23:01	63.8	2/7/2012 15:11	63.4	3/7/2012 20:21	63.3	5/7/2012 21:31	63.0
30/6/2012 20:46	62.9	1/7/2012 13:56	65.8	1/7/2012 23:06	61.9	2/7/2012 15:16	63.9	3/7/2012 20:26	63.2	5/7/2012 21:36	63.1
30/6/2012 20:51	63.2	1/7/2012 14:01	65.0	1/7/2012 23:11	61.5	2/7/2012 15:21	63.4	3/7/2012 20:31	62.4	5/7/2012 21:41	63.2
30/6/2012 20:56	62.7	1/7/2012 14:06	63.9	1/7/2012 23:16	64.1	2/7/2012 15:26	64.0	3/7/2012 20:36	62.0	5/7/2012 21:46	63.2
30/6/2012 21:01	63.4	1/7/2012 14:11	65.0	1/7/2012 23:21	64.4	2/7/2012 15:31	62.9	3/7/2012 20:41	62.0	5/7/2012 21:51	63.5
30/6/2012 21:06	62.5	1/7/2012 14:16	64.5	1/7/2012 23:26	64.1	2/7/2012 15:36	62.0	3/7/2012 20:46	62.3	5/7/2012 21:56	63.3
30/6/2012 21:11	62.1	1/7/2012 14:21	64.2	1/7/2012 23:31	62.6	2/7/2012 15:41	61.8	3/7/2012 20:51	62.6	5/7/2012 22:01	63.4
30/6/2012 21:16	62.6	1/7/2012 14:26	64.6	1/7/2012 23:36	63.1	2/7/2012 15:46	61.5	3/7/2012 20:56	62.0	5/7/2012 22:06	64.0
30/6/2012 21:21	62.1	1/7/2012 14:31	64.7	1/7/2012 23:41	62.5	2/7/2012 15:51	60.6	3/7/2012 21:01	61.9	5/7/2012 22:11	63.6
30/6/2012 21:26	62.7	1/7/2012 14:36	64.6	1/7/2012 23:46	63.2	2/7/2012 15:56	62.9	3/7/2012 21:06	61.8	5/7/2012 22:16	63.7
30/6/2012 21:31	63.1	1/7/2012 14:41	64.4	1/7/2012 23:51	61.7	2/7/2012 16:01	64.2	3/7/2012 21:11	61.4	5/7/2012 22:21	63.2
30/6/2012 21:36	62.4	1/7/2012 14:46	64.0	1/7/2012 23:56	62.2	2/7/2012 16:06	61.7	3/7/2012 21:16	62.1	5/7/2012 22:26	62.9
30/6/2012 21:41	62.6	1/7/2012 14:51	62.8	2/7/2012 7:01	62.3	2/7/2012 16:11	62.0	3/7/2012 21:21	61.6	5/7/2012 22:31	62.5
30/6/2012 21:46	63.1	1/7/2012 14:56	62.8	2/7/2012 7:06	62.0	2/7/2012 16:16	61.9	3/7/2012 21:26	61.9	5/7/2012 22:36	62.5
30/6/2012 21:51	62.5	1/7/2012 15:01	62.0	2/7/2012 7:11	66.7	2/7/2012 16:21	62.5	3/7/2012 21:31	62.8	5/7/2012 22:41	62.2
30/6/2012 21:56	62.0	1/7/2012 15:06	62.4	2/7/2012 7:16	61.9	2/7/2012 16:26	63.5	3/7/2012 21:36	61.7	5/7/2012 22:46	62.2
30/6/2012 22:01	62.6	1/7/2012 15:11	62.5	2/7/2012 7:21	62.1	2/7/2012 16:31	63.9	3/7/2012 21:41	62.3	5/7/2012 22:51	62.3
30/6/2012 22:06	62.7	1/7/2012 15:16	62.8	2/7/2012 7:26	62.1	2/7/2012 16:36	63.4	3/7/2012 21:46	61.4	5/7/2012 22:56	63.4
30/6/2012 22:11	63.4	1/7/2012 15:21	66.8	2/7/2012 7:31	63.3	2/7/2012 16:41	64.2	3/7/2012 21:51	61.7	6/7/2012 19:01	63.3
30/6/2012 22:16	62.7	1/7/2012 15:26	67.1	2/7/2012 7:36	61.7	2/7/2012 16:46	63.6	3/7/2012 21:56	62.2	6/7/2012 19:06	63.3
30/6/2012 22:21	62.4	1/7/2012 15:31	66.0	2/7/2012 7:41	61.8	2/7/2012 16:51	64.0	3/7/2012 22:01	61.7	6/7/2012 19:11	66.0
30/6/2012 22:26	62.5	1/7/2012 15:36	66.3	2/7/2012 7:46	61.6	2/7/2012 16:56	63.5	3/7/2012 22:06	61.9	6/7/2012 19:16	65.6
30/6/2012 22:31	61.8	1/7/2012 15:41	65.4	2/7/2012 7:51	61.2	2/7/2012 17:01	63.8	3/7/2012 22:11	61.8	6/7/2012 19:21	64.5
30/6/2012 22:36	62.2	1/7/2012 15:46	62.4	2/7/2012 7:56	61.7	2/7/2012 17:06	64.0	3/7/2012 22:16	61.6	6/7/2012 19:26	66.0
30/6/2012 22:41	62.2	1/7/2012 15:51	62.4	2/7/2012 8:01	65.2	2/7/2012 17:11	63.7	3/7/2012 22:21	62.8	6/7/2012 19:31	66.7
30/6/2012 22:46	62.6	1/7/2012 15:56	63.7	2/7/2012 8:06	62.6	2/7/2012 17:16	63.6	3/7/2012 22:26	61.6	6/7/2012 19:36	63.4
30/6/2012 22:51	62.9	1/7/2012 16:01	63.5	2/7/2012 8:11	68.1	2/7/2012 17:21	63.6	3/7/2012 22:31	62.0	6/7/2012 19:41	63.9
30/6/2012 22:56	64.1	1/7/2012 16:06	62.6	2/7/2012 8:16	53.0	2/7/2012 17:26	62.9	3/7/2012 22:36	61.8	6/7/2012 19:46	63.6
1/7/2012 7:01	63.6	1/7/2012 16:11	62.6	2/7/2012 8:21	67.0	2/7/2012 17:31	63.8	3/7/2012 22:41	61.8	6/7/2012 19:51	64.3
1/7/2012 7:06	63.0	1/7/2012 16:16	62.6	2/7/2012 8:26	67.7	2/7/2012 17:36	64.3	3/7/2012 22:46	63.0	6/7/2012 19:56	64.9
1/7/2012 7:11	62.1	1/7/2012 16:21	63.7	2/7/2012 8:31	67.4	2/7/2012 17:41	63.7	3/7/2012 22:51	62.6	6/7/2012 20:01	64.4
1/7/2012 7:16	62.5	1/7/2012 16:26	62.3	2/7/2012 8:36	66.7	2/7/2012 17:46	63.7	3/7/2012 22:56	62.7	6/7/2012 20:06	64.9
1/7/2012 7:21	62.7	1/7/2012 16:31	64.9	2/7/2012 8:41	66.6	2/7/2012 17:51	64.4	4/7/2012 19:01	64.3	6/7/2012 20:11	63.6
1/7/2012 7:26	62.2	1/7/2012 16:36	65.5	2/7/2012 8:46	66.1	2/7/2012 17:56	65.1	4/7/2012 19:06	63.4	6/7/2012 20:16	63.2
1/7/2012 7:31	63.1	1/7/2012 16:41	62.2	2/7/2012 8:51	66.4	2/7/2012 18:01	64.6	4/7/2012 19:11	64.3	6/7/2012 20:21	63.3
1/7/2012 7:36	63.2	1/7/2012 16:46	62.4	2/7/2012 8:56	66.5	2/7/2012 18:06	62.9	4/7/2012 19:16	63.5	6/7/2012 20:26	63.5
1/7/2012 7:41	63.0	1/7/2012 16:51	62.3	2/7/2012 9:01	62.5	2/7/2012 18:11	63.2	4/7/2012 19:21	63.2	6/7/2012 20:31	63.2
1/7/2012 7:46	63.9	1/7/2012 16:56	62.1	2/7/2012 9:06	63.1	2/7/2012 18:16	63.8	4/7/2012 19:26	63.8	6/7/2012 20:36	63.5
1/7/2012 7:51	62.8	1/7/2012 17:01	61.8	2/7/2012 9:11	63.8	2/7/2012 18:21	63.3	4/7/2012 19:31	63.2	6/7/2012 20:41	63.2
1/7/2012 7:56	63.4	1/7/2012 17:06	61.9	2/7/2012 9:16	63.6	2/7/2012 18:26	63.4	4/7/2012 19:36	63.2	6/7/2012 20:46	63.5
1/7/2012 8:01	65.6	1/7/2012 17:11	63.9	2/7/2012 9:21	62.5	2/7/2012 18:31	63.4	4/7/2012 19:41	64.2	6/7/2012 20:51	64.2
1/7/2012 8:06	62.9	1/7/2012 17:16	62.7	2/7/2012 9:26	63.4	2/7/2012 18:36	64.9	4/7/2012 19:46	63.0	6/7/2012 20:56	65.0
1/7/2012 8:11	63.4	1/7/2012 17:21	62.3	2/7/2012 9:31	65.0	2/7/2012 18:41	64.3	4/7/2012 19:51	62.9	6/7/2012 21:01	66.6
1/7/2012 8:16	63.1	1/7/2012 17:26	64.0	2/7/2012 9:36	64.6	2/7/2012 18:46	67.2	4/7/2012 19:56	63.2	6/7/2012 21:06	63.1
1/7/2012 8:21	63.2	1/7/2012 17:31	62.3	2/7/2012 9:41	64.8	2/7/2012 18:51	63.6	4/7/2012 20:01	63.3	6/7/2012 21:11	63.1
1/7/2012 8:26	63.2	1/7/2012 17:36	62.8	2/7/2012 9:46	65.2	2/7/2012 18:56	59.1	4/7/2012 20:06	63.4	6/7/2012 21:16	62.5
1/7/2012 8:31	62.6	1/7/2012 17:41	63.4	2/7/2012 9:51	64.3	2/7/2012 19:01	65.0	4/7/2012 20:11	63.3	6/7/2012 21:21	63.2
1/7/2012 8:36	65.9	1/7/2012 17:46	65.2	2/7/2012 9:56	64.4	2/7/2012 19:06	63.4	4/7/2012 20:16	62.9	6/7/2012 21:26	63.8

Real-time Noise Data RTN2 (Oil Street Community Liaison Centre)

6/7/2012 21:31	61.3	8/7/2012 10:41	63.4	8/7/2012 19:51	61.3	10/7/2012 21:01	61.4	12/7/2012 22:11	61.3	15/7/2012 7:21	66.2
6/7/2012 21:36	62.0	8/7/2012 10:46	63.8	8/7/2012 19:56	61.6	10/7/2012 21:06	61.4	12/7/2012 22:16	61.1	15/7/2012 7:26	66.1
6/7/2012 21:41	61.8	8/7/2012 10:51	64.3	8/7/2012 20:01	61.7	10/7/2012 21:11	61.7	12/7/2012 22:21	61.1	15/7/2012 7:31	66.5
6/7/2012 21:46	62.4	8/7/2012 10:56	63.4	8/7/2012 20:06	62.0	10/7/2012 21:16	61.3	12/7/2012 22:26	60.9	15/7/2012 7:36	66.2
6/7/2012 21:51	62.2	8/7/2012 11:01	63.2	8/7/2012 20:11	62.1	10/7/2012 21:21	61.7	12/7/2012 22:31	61.3	15/7/2012 7:41	66.0
6/7/2012 21:56	63.0	8/7/2012 11:06	64.3	8/7/2012 20:16	64.4	10/7/2012 21:26	61.9	12/7/2012 22:36	61.4	15/7/2012 7:46	66.2
6/7/2012 22:01	62.1	8/7/2012 11:11	64.2	8/7/2012 20:21	61.2	10/7/2012 21:31	61.7	12/7/2012 22:41	61.2	15/7/2012 7:51	66.7
6/7/2012 22:06	61.8	8/7/2012 11:16	63.4	8/7/2012 20:26	61.4	10/7/2012 21:36	62.4	12/7/2012 22:46	60.9	15/7/2012 7:56	67.4
6/7/2012 22:11	61.2	8/7/2012 11:21	63.3	8/7/2012 20:31	62.2	10/7/2012 21:41	61.9	12/7/2012 22:51	61.7	15/7/2012 8:01	55.0
6/7/2012 22:16	61.7	8/7/2012 11:26	63.2	8/7/2012 20:36	61.6	10/7/2012 21:46	62.2	12/7/2012 22:56	61.3	15/7/2012 8:06	68.0
6/7/2012 22:21	62.4	8/7/2012 11:31	64.5	8/7/2012 20:41	61.5	10/7/2012 21:51	62.3	13/7/2012 19:01	65.4	15/7/2012 8:11	68.0
6/7/2012 22:26	61.7	8/7/2012 11:36	63.8	8/7/2012 20:46	61.6	10/7/2012 21:56	61.6	13/7/2012 19:06	65.2	15/7/2012 8:16	62.8
6/7/2012 22:31	61.3	8/7/2012 11:41	64.2	8/7/2012 20:51	61.2	10/7/2012 22:01	61.4	13/7/2012 19:11	65.1	15/7/2012 8:21	66.2
6/7/2012 22:36	61.7	8/7/2012 11:46	62.9	8/7/2012 20:56	61.2	10/7/2012 22:06	61.3	13/7/2012 19:16	64.2	15/7/2012 8:26	68.2
6/7/2012 22:41	62.4	8/7/2012 11:51	62.5	8/7/2012 21:01	61.6	10/7/2012 22:11	62.4	13/7/2012 19:21	63.8	15/7/2012 8:31	67.3
6/7/2012 22:46	62.1	8/7/2012 11:56	63.9	8/7/2012 21:06	61.5	10/7/2012 22:16	62.8	13/7/2012 19:26	63.8	15/7/2012 8:36	67.3
6/7/2012 22:51	61.8	8/7/2012 12:01	62.5	8/7/2012 21:11	60.8	10/7/2012 22:21	62.6	13/7/2012 19:31	63.8	15/7/2012 8:41	70.6
6/7/2012 22:56	61.5	8/7/2012 12:06	62.4	8/7/2012 21:16	62.1	10/7/2012 22:26	62.5	13/7/2012 19:36	64.7	15/7/2012 8:46	70.6
7/7/2012 19:01	64.0	8/7/2012 12:11	62.5	8/7/2012 21:21	61.3	10/7/2012 22:31	62.5	13/7/2012 19:41	64.1	15/7/2012 8:51	71.0
7/7/2012 19:06	63.5	8/7/2012 12:16	63.2	8/7/2012 21:26	61.1	10/7/2012 22:36	62.1	13/7/2012 19:46	64.5	15/7/2012 8:56	72.0
7/7/2012 19:11	63.3	8/7/2012 12:21	63.4	8/7/2012 21:31	61.0	10/7/2012 22:41	63.0	13/7/2012 19:51	64.7	15/7/2012 9:01	72.3
7/7/2012 19:16	63.9	8/7/2012 12:26	62.1	8/7/2012 21:36	62.3	10/7/2012 22:46	62.3	13/7/2012 19:56	64.0	15/7/2012 9:06	73.6
7/7/2012 19:21	62.4	8/7/2012 12:31	61.9	8/7/2012 21:41	62.1	10/7/2012 22:51	61.2	13/7/2012 20:01	63.5	15/7/2012 9:11	70.8
7/7/2012 19:26	62.1	8/7/2012 12:36	61.6	8/7/2012 21:46	62.8	10/7/2012 22:56	61.9	13/7/2012 20:06	63.6	15/7/2012 9:16	69.2
7/7/2012 19:31	62.0	8/7/2012 12:41	62.0	8/7/2012 21:51	61.7	11/7/2012 19:01	66.0	13/7/2012 20:11	62.9	15/7/2012 9:21	70.6
7/7/2012 19:36	62.3	8/7/2012 12:46	63.1	8/7/2012 21:56	61.2	11/7/2012 19:06	66.2	13/7/2012 20:16	63.1	15/7/2012 9:26	71.5
7/7/2012 19:41	62.3	8/7/2012 12:51	63.4	8/7/2012 22:01	62.1	11/7/2012 19:11	66.4	13/7/2012 20:21	62.8	15/7/2012 9:31	70.9
7/7/2012 19:46	64.6	8/7/2012 12:56	63.9	8/7/2012 22:06	61.7	11/7/2012 19:16	64.0	13/7/2012 20:26	62.8	15/7/2012 9:36	71.1
7/7/2012 19:51	63.1	8/7/2012 13:01	63.2	8/7/2012 22:11	61.4	11/7/2012 19:21	64.0	13/7/2012 20:31	63.4	15/7/2012 9:41	72.9
7/7/2012 19:56	62.3	8/7/2012 13:06	64.2	8/7/2012 22:16	61.4	11/7/2012 19:26	64.2	13/7/2012 20:36	63.0	15/7/2012 9:46	72.3
7/7/2012 20:01	63.2	8/7/2012 13:11	66.0	8/7/2012 22:21	61.2	11/7/2012 19:31	63.7	13/7/2012 20:41	63.1	15/7/2012 9:51	70.9
7/7/2012 20:06	62.4	8/7/2012 13:16	64.9	8/7/2012 22:26	61.0	11/7/2012 19:36	65.8	13/7/2012 20:46	63.3	15/7/2012 9:56	72.0
7/7/2012 20:11	62.0	8/7/2012 13:21	65.0	8/7/2012 22:31	61.2	11/7/2012 19:41	64.1	13/7/2012 20:51	62.9	15/7/2012 10:01	71.1
7/7/2012 20:16	62.1	8/7/2012 13:26	64.1	8/7/2012 22:36	60.6	11/7/2012 19:46	65.5	13/7/2012 20:56	62.9	15/7/2012 10:06	72.0
7/7/2012 20:21	62.8	8/7/2012 13:31	64.4	8/7/2012 22:41	60.9	11/7/2012 19:51	66.0	13/7/2012 21:01	62.8	15/7/2012 10:11	72.3
7/7/2012 20:26	63.8	8/7/2012 13:36	63.7	8/7/2012 22:46	63.0	11/7/2012 19:56	65.5	13/7/2012 21:06	62.7	15/7/2012 10:16	73.0
7/7/2012 20:31	62.3	8/7/2012 13:41	63.5	8/7/2012 22:51	62.2	11/7/2012 20:01	63.4	13/7/2012 21:11	62.4	15/7/2012 10:21	72.8
7/7/2012 20:36	62.4	8/7/2012 13:46	64.0	8/7/2012 22:56	62.4	11/7/2012 20:06	64.4	13/7/2012 21:16	61.9	15/7/2012 10:26	72.5
7/7/2012 20:41	62.0	8/7/2012 13:51	63.8	9/7/2012 19:01	64.3	11/7/2012 20:11	64.3	13/7/2012 21:21	62.0	15/7/2012 10:31	71.9
7/7/2012 20:46	61.9	8/7/2012 13:56	63.7	9/7/2012 19:06	63.4	11/7/2012 20:16	64.3	13/7/2012 21:26	62.3	15/7/2012 10:36	71.3
7/7/2012 20:51	61.8	8/7/2012 14:01	63.6	9/7/2012 19:11	62.7	11/7/2012 20:21	63.9	13/7/2012 21:31	62.0	15/7/2012 10:41	70.9
7/7/2012 20:56	61.8	8/7/2012 14:06	63.2	9/7/2012 19:16	63.2	11/7/2012 20:26	64.4	13/7/2012 21:36	62.1	15/7/2012 10:46	69.8
7/7/2012 21:01	61.9	8/7/2012 14:11	62.7	9/7/2012 19:21	63.2	11/7/2012 20:31	65.5	13/7/2012 21:41	61.7	15/7/2012 10:51	70.3
7/7/2012 21:06	61.7	8/7/2012 14:16	63.3	9/7/2012 19:26	62.9	11/7/2012 20:36	64.8	13/7/2012 21:46	61.6	15/7/2012 10:56	71.7
7/7/2012 21:11	61.6	8/7/2012 14:21	63.3	9/7/2012 19:31	62.5	11/7/2012 20:41	65.0	13/7/2012 21:51	62.0	15/7/2012 11:01	72.1
7/7/2012 21:16	61.4	8/7/2012 14:26	63.3	9/7/2012 19:36	63.0	11/7/2012 20:46	65.5	13/7/2012 21:56	61.5	15/7/2012 11:06	70.8
7/7/2012 21:21	61.7	8/7/2012 14:31	63.6	9/7/2012 19:41	62.9	11/7/2012 20:51	64.9	13/7/2012 22:01	61.4	15/7/2012 11:11	71.0
7/7/2012 21:26	61.4	8/7/2012 14:36	64.2	9/7/2012 19:46	62.9	11/7/2012 20:56	65.1	13/7/2012 22:06	61.6	15/7/2012 11:16	70.4
7/7/2012 21:31	61.8	8/7/2012 14:41	64.1	9/7/2012 19:51	63.6	11/7/2012 21:01	65.0	13/7/2012 22:11	61.6	15/7/2012 11:21	70.0
7/7/2012 21:36	61.5	8/7/2012 14:46	62.8	9/7/2012 19:56	63.8	11/7/2012 21:06	64.7	13/7/2012 22:16	61.8	15/7/2012 11:26	68.4
7/7/2012 21:41	62.2	8/7/2012 14:51	63.4	9/7/2012 20:01	64.5	11/7/2012 21:11	63.4	13/7/2012 22:21	61.8	15/7/2012 11:31	67.1
7/7/2012 21:46	61.8	8/7/2012 14:56	67.0	9/7/2012 20:06	64.8	11/7/2012 21:16	61.1	13/7/2012 22:26	61.9	15/7/2012 11:36	68.2
7/7/2012 21:51	63.2	8/7/2012 15:01	62.9	9/7/2012 20:11	62.5	11/7/2012 21:21	60.6	13/7/2012 22:31	61.6	15/7/2012 11:41	66.5
7/7/2012 21:56	62.7	8/7/2012 15:06	63.2	9/7/2012 20:16	62.8	11/7/2012 21:26	61.8	13/7/2012 22:36	62.0	15/7/2012 11:46	54.4
7/7/2012 22:01	61.7	8/7/2012 15:11	63.3	9/7/2012 20:21	62.6	11/7/2012 21:31	61.6	13/7/2012 22:41	61.8	15/7/2012 11:51	67.1
7/7/2012 22:06	61.7	8/7/2012 15:16	64.2	9/7/2012 20:26	62.8	11/7/2012 21:36	61.7	13/7/2012 22:46	61.5	15/7/2012 11:56	66.2
7/7/2012 22:11	62.0	8/7/2012 15:21	63.8	9/7/2012 20:31	63.1	11/7/2012 21:41	61.0	13/7/2012 22:51	61.1	15/7/2012 12:01	66.0
7/7/2012 22:16	61.5	8/7/2012 15:26	64.3	9/7/2012 20:36	62.6	11/7/2012 21:46	61.0	13/7/2012 22:56	61.7	15/7/2012 12:06	65.7
7/7/2012 22:21	61.7	8/7/2012 15:31	63.9	9/7/2012 20:41	62.7	11/7/2012 21:51	61.0	14/7/2012 19:01	65.1	15/7/2012 12:11	66.9
7/7/2012 22:26	62.2	8/7/2012 15:36	63.9	9/7/2012 20:46	62.9	11/7/2012 21:56	61.2	14/7/2012 19:06	64.9	15/7/2012 12:16	65.5
7/7/2012 22:31	61.3	8/7/2012 15:41	64.0	9/7/2012 20:51	62.5	11/7/2012 22:01	61.5	14/7/2012 19:11	65.0	15/7/2012 12:21	65.4
7/7/2012 22:36	61.4	8/7/2012 15:46	63.6	9/7/2012 20:56	61.5	11/7/2012 22:06	62.1	14/7/2012 19:16	64.4	15/7/2012 12:26	65.8
7/7/2012 22:41	63.4	8/7/2012 15:51	64.1	9/7/2012 21:01	61.6	11/7/2012 22:11	61.7	14/7/2012 19:21	63.8	15/7/2012 12:31	65.9
7/7/2012 22:46	61.8	8/7/2012 15:56	63.3	9/7/2012 21:06	60.8	11/7/2012 22:16	61.9	14/7/2012 19:26	63.7	15/7/2012 12:36	66.0
7/7/2012 22:51	62.3	8/7/2012 16:01	63.0	9/7/2012 21:11	61.6	11/7/2012 22:21	61.7	14/7/2012 19:31	63.6	15/7/2012 12:41	66.1
7/7/2012 22:56	61.0	8/7/2012 16:06	62.3	9/7/2012 21:16	61.6	11/7/2012 22:26	62.8	14/7/2012 19:36	64.3	15/7/2012 12:46	67.4
8/7/2012 7:01	61.1	8/7/2012 16:11	63.3	9/7/2012 21:21	61.8	11/7/2012 22:31	61.2	14/7/2012 19:41	64.0	15/7/2012 12:51	66.4
8/7/2012 7:06	60.6	8/7/2012 16:16	63.3	9/7/2012 21:26	60.9	11/7/2012 22:36	62.2	14/7/2012 19:46	64.9	15/7/2012 12:56	66.6
8/7/2012 7:11	62.2	8/7/2012 16:21	63.1	9/7/2012 21:31	61.1	11/7/2012 22:41	61.0	14/7/2012 19:51	64.9	15/7/2012 13:01	63.2
8/7/2012 7:16	61.2	8/7/2012 16:26	63.0	9/7/2012 21:36	62.0	11/7/2012 22:46	61.6	14/7/2012 19:56	64.1	15/7/2012 13:06	68.9
8/7/2012 7:21	65.4	8/7/2012 16:31	62.3	9/7/2012 21:41	62.0	11/7/2012 22:51	60.6	14/7/2012 20:01	63.7	15/7/2012 13:11	69.3
8/7/2012 7:26	64.4	8/7/2012 16:36	62.4	9/7/2012 21:46	61.6	11/7/2012 22:56	61.9	14/7/2012 20:06	63.6	15/7/2012 13:16	69.1
8/7/2012 7:31	60.8	8/7/2012 16:41	64.1	9/7/2012 21:51	62.6	12/7/2012 19:01	65.3	14/7/2012 20:11	62.8	15/7/2012 13:21	69.5
8/7/2012 7:36	62.0	8/7/2012 16:46	64.9	9/7/2012 21:56	61.3	12/7/2012 19:06	64.6	14/7/2012 20:16	62.9	15/7/2012 13:26	69.7
8/7/2012 7:41	63.5	8/7/2012 16:51	64.1	9/7/2012 22:01	61.5	12/7/2012 19:11	64.1	14/7/2012 20:21	62.9	15/7/2012 13:31	72.0
8/7/2012 7:46	61.1	8/7/2012 16:56	64.9	9/7/2012 22:06	61.5	12/7/2012 19:16	62.6	14/7/2012 20:26	63.3	15/7/2012 13:36	73.3
8/7/2012 7:51	61.4	8/7/2012 17:01	62.4	9/7/2012 22:11	61.0	12/7/2012 19:21	62.5	14/7/2012 20:31	63.4	15/7/2012 13:41	71.4
8/7/2012 7:56	61.3	8/7/2012 17:06	62.2	9/7/2012 22:16	61.3	12/7/2012 19:26	62.9	14/7/2012 20:36	63.0	15/7/2012 13:46	72.0
8/7/2012 8:01	62.2	8/7/2012 17:11	61.7	9/7/2012 22:21	61.5	12/7/2012 19:31	63.1	14/7/2012 20:41	63.1	15/7/2012 13:51	73.6
8/7/2012 8:06	62.6	8/7/2012 17:16	62.5	9/7/2012 22:26	61.1	12/7/2012 19:36	64.1	14/7/2012 20:46	63.3	15/7/2012 13:56	71.8
8/7/2012 8:11	62.1	8/7/2012 17:21	63.3	9/7/2012 22:31	61.3	12/7/2012 19:41	63.1	14/7/2012 20:51	62.9	15/7/2012 14:01	72.4
8/7/2012 8:16	62.7	8/7/2012 17:26	65.5	9/7/2012 22:36	62.1	12/7/2012 19:46	62.6	14/7/2012 20:56	62.8	15/7/2012 14:06	72.0
8/7/2012 8:21	62.4	8/7/2012 17:31	64.0	9/7/2012 22:41	61.7	12/7/2012 19:51	61.5	14/7/2012 21:01	62.7	15/7/2012 14:11	72.4
8/7/2012 8:26	63.0	8/7/2012 17:36	65.7	9/7/2012 22:46	61.0	12/7/2012 19:56	61.8	14/7/2012 21:06	62.5	15/7/2012 14:16	72.5
8/7/2012 8:31	63.5	8/7/2012 17:41	67.5	9/7/2012 22:51	60.9	12/7/2012 20:01	62.1	14/7/2012 21:11	62.1	15/7/2012 14:21	73.0
8/7/2012 8:36	63.8	8/7/2012 17:46	67.1	9/7/2012 22:56	61.6	12/7/2012 20:06	62.7	14/7/2012 21:16	61.3	15/7/2012 14:26	72.9
8/7/2012 8:41	63.6	8/7/2012 17:51	66.1	10/7/2012 19:01	65.9	12/7/2012 20:11	62.3	14/7/2012 21:21	61.5	15/7/2012 14:31	69.5
8/7/2012 8:46	63.5	8/7/2012 17:56	66.0	10/7/2012 19:06	66.0	12/7/2012 20:16	63.0	14/7/2012 21:26	61.6	15/7/2012 14:36	69.3
8/7/2012 8:51	63.6	8/7/2012 18:01	63.0	10/7/2012 19:11	66.3	12/7/2012 20:21	62.5	14/7/2012 21:31	61.6	15/7/2012 14:41	69.7
8/7/2012 8:56	63.7	8/7/2012 18:06	62.7	10/7/2012 19:16	66.0	12/7/2012 20:26	61.7	14/7/2012 21:36	61.9	15/7/2012 14:46	69.7
8/7/2012 9:01	63.6	8/7/2012 18:11	63.0	10/7/2012 19:21	65.0	12/7/2012 20:31	62.0	14/7/2012 21:41	61.8	15/7/2012 14:51	69.3
8/7/2012 9:06	63.9	8/7/2012 18:16	62.5	10/7/2012 19:26	64.9	12/7/2012 20:36	62.1	14/7/2012 21:46	61.6	15/7/2012 14:56	68.8
8/7/2012 9:11	64.2	8/7/2012 18:21	63.1	10/7/2012 19:31	65.4	12/7/2012 20:41	62.1	14/7/2012 21:51	62.4	15/7/2012 15:01	69.8
8/7/2012 9:16	64.2	8/7/2012 18:26	63.3	10/7/2012 19:36	65.3	12/7/2012 20:46	61.9	14/7/2012 21:56	61.7	15/7/2012 15:06	69.5
8/7/2012 9:21	62.6	8/7/2012 18:31	63.1	10/7/2012 19:41	65.8	12/7/2012 20:51	61.7	14/7/2012 22:01	61.5	15/7/2012 15:11	69.2
8/7/2012 9:26	63.1	8/7/2012 18:36	62.9	10/7/2012 19:46	66.0	12/7/2012 20:56	62.2	14/7/2012 22:06	61.6	15/7/2012 15:16	68.8
8/7/2012 9:31	62.8	8/7/2012 18:41	63.1	10/7/2012 19:51	66.0	12/7/2012 21:01	62.1	14/7/2012 22:11	61.8	15/7/2012 15:21	68.8
8/7/2012 9:36	63.5	8/7/2012 18:46	64.0	10/7/2012 19:56	64.3	12/7/2012 21:06	62.6	14/7/2012 22:16	61.9	15/7/2012 15:26	67.9
8/7/2012 9:41	63.2	8/7/2012 18:51	64.2	10/7/2012 20:01	63.8	12/7/2012 21:11	62.9	14/7/2012 22:21	61.9	15/7/2012 15:31	68.5
8/7/2012 9:46	63.2	8/7/2012 18:56	63.0	10/7/2012 20:06	61.9	12/7/2012 21:16	63.3	14/7/2012 22:26	62.2	15/7/2012 15:36	68.1
8/7/2012 9:51	64.1	8/7/2012 19:01	62.4	10/7/2012 20:11	62.3	12/7/2012 21:21	63.4	14/7/2012 22:31	61.6	15/7/2012 15:41	68.7
8/7/2012 9:56	64.3	8/7/2012 19:06	61.9	10/7/2012 20:16	62.1	12/7/2012 21:26	63.9	14/7/2012 22:36	62.0	15/7/2012 15:46	68.8
8/7/2012 10:01	64.0	8/7/2012 19:11	61.9	10/7/2012 20:21	62.1	12/7/2012 21:31	63.2	14/7/2012 22:41	62.4	15/7/2012 15:51	69.3
8/7/2012 10:06	65.0	8/7/2012 19:16	61.7	10/7/2012 20:26	61.9	12/7/2012 21:36	62.2	14/7/2012 22:46	61.7	15/7/2012 15:56	68.2
8/7/2012 10:11	64.0	8/7/2012 19:21	61.6	10/7/2012 20:31	62.0	12/7/2012 21:41	61.8	14/7/2012 22:51	61.3	15/7/2012 16:01	69.3
8/7/2012 10:16	65.1	8/7/2012 19:26	61.7	10/7/2012 20:36	61.5	12/7/2012 21:46	61.5	14/7/2012 22:56	61.6	15/7/2012 16:06	68.9
8/7/2012 10:21	65.4	8/7/2012 19:31	63.3	10/7/2012 20:41	61.9	12/7/2012 21:51	61.8	15/7/2012 7:01	63.8	15/7/2012 16:11	68.8
8/7/2012 10:26	64.6	8/7/2012 19:36	62.9	10/7/2012 20:46	61.8	12/7/2012 21:56	61.8	15/7/2012 7:06	65.6	15/7/2012 16:16	69.3
8/7/2012 10:31	63.3	8/7/2012 19:41	61.8	10/7/2012 20:51	61.6	12/7/2012 22:01	61.2	15/7/2012 7:11	65.1	15/7/2012 16:21	69.3
8/7/2012 10:36	64.1	8/7/2012 19:46	63.2	10/7/2012 20:56	61.7	12/7/2012 22:06	61.4	15/7/2012 7:16	65.5	15/7/2012 16:26	67.3

Real-time Noise Data RTN2 (Oil Street Community Liaison Centre)

15/7/2012 16:31	69.7	16/7/2012 21:41	64.4	18/7/2012 22:51	61.5	21/7/2012 20:01	62.3	22/7/2012 13:11	62.3	22/7/2012 22:21	62.6
15/7/2012 16:36	69.8	16/7/2012 21:46	63.6	18/7/2012 22:56	62.3	21/7/2012 20:06	61.5	22/7/2012 13:16	62.5	22/7/2012 22:26	63.5
15/7/2012 16:41	69.3	16/7/2012 21:51	63.1	19/7/2012 19:01	64.3	21/7/2012 20:11	62.7	22/7/2012 13:21	62.6	22/7/2012 22:31	62.3
15/7/2012 16:46	69.5	16/7/2012 21:56	63.1	19/7/2012 19:06	64.9	21/7/2012 20:16	61.8	22/7/2012 13:26	63.5	22/7/2012 22:36	61.5
15/7/2012 16:51	69.7	16/7/2012 22:01	64.0	19/7/2012 19:11	64.9	21/7/2012 20:21	62.1	22/7/2012 13:31	63.1	22/7/2012 22:41	62.1
15/7/2012 16:56	68.8	16/7/2012 22:06	63.1	19/7/2012 19:16	66.8	21/7/2012 20:26	62.3	22/7/2012 13:36	62.7	22/7/2012 22:46	61.4
15/7/2012 17:01	69.3	16/7/2012 22:11	63.0	19/7/2012 19:21	66.9	21/7/2012 20:31	61.8	22/7/2012 13:41	63.0	22/7/2012 22:51	61.5
15/7/2012 17:06	69.3	16/7/2012 22:16	63.6	19/7/2012 19:26	65.9	21/7/2012 20:36	62.1	22/7/2012 13:46	63.4	22/7/2012 22:56	62.4
15/7/2012 17:11	69.6	16/7/2012 22:21	63.0	19/7/2012 19:31	64.2	21/7/2012 20:41	61.9	22/7/2012 13:51	66.3	23/7/2012 19:01	65.9
15/7/2012 17:16	67.9	16/7/2012 22:26	62.9	19/7/2012 19:36	65.4	21/7/2012 20:46	62.3	22/7/2012 13:56	63.7	23/7/2012 19:06	67.7
15/7/2012 17:21	68.5	16/7/2012 22:31	62.8	19/7/2012 19:41	65.5	21/7/2012 20:51	62.3	22/7/2012 14:01	64.0	23/7/2012 19:11	69.2
15/7/2012 17:26	59.5	16/7/2012 22:36	63.1	19/7/2012 19:46	63.9	21/7/2012 20:56	61.9	22/7/2012 14:06	63.5	23/7/2012 19:16	63.0
15/7/2012 17:31	60.8	16/7/2012 22:41	63.0	19/7/2012 19:51	64.0	21/7/2012 21:01	61.8	22/7/2012 14:11	63.4	23/7/2012 19:21	68.0
15/7/2012 17:36	67.5	16/7/2012 22:46	62.5	19/7/2012 19:56	64.0	21/7/2012 21:06	61.8	22/7/2012 14:16	64.3	23/7/2012 19:26	44.8
15/7/2012 17:41	67.9	16/7/2012 22:51	62.5	19/7/2012 20:01	64.0	21/7/2012 21:11	62.3	22/7/2012 14:21	62.7	23/7/2012 19:31	67.4
15/7/2012 17:46	60.6	16/7/2012 22:56	62.5	19/7/2012 20:06	65.2	21/7/2012 21:16	62.0	22/7/2012 14:26	62.4	23/7/2012 19:36	67.9
15/7/2012 17:51	67.5	17/7/2012 19:01	66.9	19/7/2012 20:11	64.8	21/7/2012 21:21	62.3	22/7/2012 14:31	62.8	23/7/2012 19:41	66.2
15/7/2012 17:56	66.5	17/7/2012 19:06	67.6	19/7/2012 20:16	64.2	21/7/2012 21:26	62.1	22/7/2012 14:36	62.3	23/7/2012 19:46	65.7
15/7/2012 18:01	65.7	17/7/2012 19:11	64.7	19/7/2012 20:21	63.0	21/7/2012 21:31	61.8	22/7/2012 14:41	63.5	23/7/2012 19:51	65.6
15/7/2012 18:06	66.3	17/7/2012 19:16	64.0	19/7/2012 20:26	63.0	21/7/2012 21:36	61.7	22/7/2012 14:46	63.3	23/7/2012 19:56	64.5
15/7/2012 18:11	65.7	17/7/2012 19:21	63.7	19/7/2012 20:31	62.8	21/7/2012 21:41	62.4	22/7/2012 14:51	62.5	23/7/2012 20:01	65.5
15/7/2012 18:16	67.6	17/7/2012 19:26	63.2	19/7/2012 20:36	62.4	21/7/2012 21:46	62.3	22/7/2012 14:56	62.7	23/7/2012 20:06	65.9
15/7/2012 18:21	65.8	17/7/2012 19:31	63.2	19/7/2012 20:41	61.6	21/7/2012 21:51	62.5	22/7/2012 15:01	62.9	23/7/2012 20:11	66.1
15/7/2012 18:26	66.1	17/7/2012 19:36	63.0	19/7/2012 20:46	62.3	21/7/2012 21:56	62.0	22/7/2012 15:06	62.6	23/7/2012 20:16	64.4
15/7/2012 18:31	66.6	17/7/2012 19:41	63.1	19/7/2012 20:51	63.4	21/7/2012 22:01	62.5	22/7/2012 15:11	62.3	23/7/2012 20:21	61.4
15/7/2012 18:36	66.4	17/7/2012 19:46	63.0	19/7/2012 20:56	61.7	21/7/2012 22:06	62.5	22/7/2012 15:16	63.4	23/7/2012 20:26	65.0
15/7/2012 18:41	65.9	17/7/2012 19:51	63.2	19/7/2012 21:01	61.9	21/7/2012 22:11	62.2	22/7/2012 15:21	64.0	23/7/2012 20:31	64.3
15/7/2012 18:46	65.7	17/7/2012 19:56	63.1	19/7/2012 21:06	61.6	21/7/2012 22:16	61.9	22/7/2012 15:26	64.2	23/7/2012 20:36	44.8
15/7/2012 18:51	65.4	17/7/2012 20:01	62.8	19/7/2012 21:11	62.3	21/7/2012 22:21	61.9	22/7/2012 15:31	64.0	23/7/2012 20:41	66.5
15/7/2012 18:56	65.5	17/7/2012 20:06	62.7	19/7/2012 21:16	61.8	21/7/2012 22:26	62.0	22/7/2012 15:36	63.6	23/7/2012 20:46	67.3
15/7/2012 19:01	65.5	17/7/2012 20:11	62.3	19/7/2012 21:21	61.6	21/7/2012 22:31	61.6	22/7/2012 15:41	63.2	23/7/2012 20:51	68.6
15/7/2012 19:06	64.3	17/7/2012 20:16	62.5	19/7/2012 21:26	61.3	21/7/2012 22:36	62.2	22/7/2012 15:46	63.9	23/7/2012 20:56	61.5
15/7/2012 19:11	64.7	17/7/2012 20:21	62.7	19/7/2012 21:31	61.5	21/7/2012 22:41	61.8	22/7/2012 15:51	63.7	23/7/2012 21:01	65.4
15/7/2012 19:16	63.9	17/7/2012 20:26	62.7	19/7/2012 21:36	61.7	21/7/2012 22:46	62.0	22/7/2012 15:56	64.1	23/7/2012 21:06	68.2
15/7/2012 19:21	63.6	17/7/2012 20:31	62.3	19/7/2012 21:41	61.7	21/7/2012 22:51	61.9	22/7/2012 16:01	64.0	23/7/2012 21:11	64.6
15/7/2012 19:26	65.8	17/7/2012 20:36	62.8	19/7/2012 21:46	61.7	21/7/2012 22:56	61.9	22/7/2012 16:06	63.6	23/7/2012 21:16	59.1
15/7/2012 19:31	67.1	17/7/2012 20:41	62.3	19/7/2012 21:51	61.3	22/7/2012 7:01	61.8	22/7/2012 16:11	63.6	23/7/2012 21:21	61.3
15/7/2012 19:36	66.1	17/7/2012 20:46	62.2	19/7/2012 21:56	61.5	22/7/2012 7:06	62.9	22/7/2012 16:16	63.0	23/7/2012 21:26	61.3
15/7/2012 19:41	65.2	17/7/2012 20:51	62.3	19/7/2012 22:01	61.6	22/7/2012 7:11	63.0	22/7/2012 16:21	63.5	23/7/2012 21:31	60.9
15/7/2012 19:46	64.4	17/7/2012 20:56	61.7	19/7/2012 22:06	61.9	22/7/2012 7:16	62.1	22/7/2012 16:26	64.1	23/7/2012 21:36	67.7
15/7/2012 19:51	63.9	17/7/2012 21:01	62.6	19/7/2012 22:11	61.7	22/7/2012 7:21	62.2	22/7/2012 16:31	63.6	23/7/2012 21:41	66.6
15/7/2012 19:56	63.4	17/7/2012 21:06	62.2	19/7/2012 22:16	62.1	22/7/2012 7:26	62.2	22/7/2012 16:36	64.1	23/7/2012 21:46	67.3
15/7/2012 20:01	63.4	17/7/2012 21:11	61.6	19/7/2012 22:21	61.9	22/7/2012 7:31	63.0	22/7/2012 16:41	64.2	23/7/2012 21:51	64.8
15/7/2012 20:06	63.6	17/7/2012 21:16	61.8	19/7/2012 22:26	61.5	22/7/2012 7:36	62.3	22/7/2012 16:46	63.8	23/7/2012 21:56	61.4
15/7/2012 20:11	63.2	17/7/2012 21:21	62.8	19/7/2012 22:31	61.4	22/7/2012 7:41	61.9	22/7/2012 16:51	63.0	23/7/2012 22:01	61.3
15/7/2012 20:16	64.4	17/7/2012 21:26	62.8	19/7/2012 22:36	61.1	22/7/2012 7:46	62.0	22/7/2012 16:56	63.3	23/7/2012 22:06	67.8
15/7/2012 20:21	63.2	17/7/2012 21:31	62.5	19/7/2012 22:41	61.4	22/7/2012 7:51	62.0	22/7/2012 17:01	62.5	23/7/2012 22:11	62.8
15/7/2012 20:26	63.3	17/7/2012 21:36	62.3	19/7/2012 22:46	62.0	22/7/2012 7:56	61.9	22/7/2012 17:06	64.1	23/7/2012 22:16	63.2
15/7/2012 20:31	63.1	17/7/2012 21:41	62.7	19/7/2012 22:51	62.1	22/7/2012 8:01	60.9	22/7/2012 17:11	64.7	23/7/2012 22:21	59.1
15/7/2012 20:36	63.3	17/7/2012 21:46	62.3	19/7/2012 22:56	62.3	22/7/2012 8:06	61.6	22/7/2012 17:16	64.4	23/7/2012 22:26	62.8
15/7/2012 20:41	62.6	17/7/2012 21:51	61.8	20/7/2012 19:01	62.6	22/7/2012 8:11	61.5	22/7/2012 17:21	66.7	23/7/2012 22:31	66.6
15/7/2012 20:46	63.0	17/7/2012 21:56	61.7	20/7/2012 19:06	67.9	22/7/2012 8:16	61.6	22/7/2012 17:26	64.7	23/7/2012 22:36	67.0
15/7/2012 20:51	62.9	17/7/2012 22:01	62.1	20/7/2012 19:11	67.7	22/7/2012 8:21	62.0	22/7/2012 17:31	64.8	23/7/2012 22:41	63.4
15/7/2012 20:56	62.9	17/7/2012 22:06	62.9	20/7/2012 19:16	67.5	22/7/2012 8:26	62.3	22/7/2012 17:36	64.5	23/7/2012 22:46	63.9
15/7/2012 21:01	62.9	17/7/2012 22:11	62.5	20/7/2012 19:21	66.0	22/7/2012 8:31	62.4	22/7/2012 17:41	64.8	23/7/2012 22:51	63.2
15/7/2012 21:06	62.5	17/7/2012 22:16	62.0	20/7/2012 19:26	66.3	22/7/2012 8:36	63.2	22/7/2012 17:46	63.4	23/7/2012 22:56	64.1
15/7/2012 21:11	62.6	17/7/2012 22:21	61.1	20/7/2012 19:31	64.7	22/7/2012 8:41	63.6	22/7/2012 17:51	63.3	24/7/2012 19:01	63.5
15/7/2012 21:16	62.4	17/7/2012 22:26	61.3	20/7/2012 19:36	64.9	22/7/2012 8:46	65.9	22/7/2012 17:56	63.9	24/7/2012 19:06	63.0
15/7/2012 21:21	62.6	17/7/2012 22:31	61.1	20/7/2012 19:41	64.8	22/7/2012 8:51	64.7	22/7/2012 18:01	63.4	24/7/2012 19:11	62.3
15/7/2012 21:26	62.7	17/7/2012 22:36	61.4	20/7/2012 19:46	65.5	22/7/2012 8:56	65.2	22/7/2012 18:06	63.4	24/7/2012 19:16	62.2
15/7/2012 21:31	62.7	17/7/2012 22:41	61.2	20/7/2012 19:51	66.5	22/7/2012 9:01	63.4	22/7/2012 18:11	62.8	24/7/2012 19:21	62.8
15/7/2012 21:36	62.5	17/7/2012 22:46	61.1	20/7/2012 19:56	64.9	22/7/2012 9:06	62.8	22/7/2012 18:16	63.1	24/7/2012 19:26	63.0
15/7/2012 21:41	62.7	17/7/2012 22:51	61.7	20/7/2012 20:01	64.6	22/7/2012 9:11	62.7	22/7/2012 18:21	63.5	24/7/2012 19:31	62.1
15/7/2012 21:46	62.5	17/7/2012 22:56	61.1	20/7/2012 20:06	64.7	22/7/2012 9:16	63.4	22/7/2012 18:26	63.8	24/7/2012 19:36	62.7
15/7/2012 21:51	62.4	18/7/2012 19:01	64.1	20/7/2012 20:11	63.5	22/7/2012 9:21	63.2	22/7/2012 18:31	64.1	24/7/2012 19:41	63.0
15/7/2012 21:56	62.3	18/7/2012 19:06	64.2	20/7/2012 20:16	62.8	22/7/2012 9:26	65.2	22/7/2012 18:36	65.6	24/7/2012 19:46	62.1
15/7/2012 22:01	62.2	18/7/2012 19:11	64.8	20/7/2012 20:21	64.5	22/7/2012 9:31	64.4	22/7/2012 18:41	64.5	24/7/2012 19:51	62.3
15/7/2012 22:06	62.3	18/7/2012 19:16	64.6	20/7/2012 20:26	63.2	22/7/2012 9:36	63.9	22/7/2012 18:46	63.9	24/7/2012 19:56	62.8
15/7/2012 22:11	62.2	18/7/2012 19:21	64.1	20/7/2012 20:31	63.1	22/7/2012 9:41	64.5	22/7/2012 18:51	62.9	24/7/2012 20:01	63.3
15/7/2012 22:16	62.3	18/7/2012 19:26	63.6	20/7/2012 20:36	63.1	22/7/2012 9:46	63.0	22/7/2012 18:56	62.8	24/7/2012 20:06	63.9
15/7/2012 22:21	62.5	18/7/2012 19:31	63.7	20/7/2012 20:41	62.1	22/7/2012 9:51	63.0	22/7/2012 19:01	62.5	24/7/2012 20:11	65.0
15/7/2012 22:26	62.2	18/7/2012 19:36	64.0	20/7/2012 20:46	62.4	22/7/2012 9:56	63.3	22/7/2012 19:06	63.0	24/7/2012 20:16	64.1
15/7/2012 22:31	61.9	18/7/2012 19:41	63.8	20/7/2012 20:51	62.0	22/7/2012 10:01	63.0	22/7/2012 19:11	64.0	24/7/2012 20:21	63.5
15/7/2012 22:36	61.9	18/7/2012 19:46	63.9	20/7/2012 20:56	62.3	22/7/2012 10:06	62.3	22/7/2012 19:16	61.7	24/7/2012 20:26	64.0
15/7/2012 22:41	62.0	18/7/2012 19:51	63.5	20/7/2012 21:01	64.5	22/7/2012 10:11	62.7	22/7/2012 19:21	61.7	24/7/2012 20:31	64.5
15/7/2012 22:46	62.2	18/7/2012 19:56	63.4	20/7/2012 21:06	62.9	22/7/2012 10:16	64.0	22/7/2012 19:26	62.6	24/7/2012 20:36	65.1
15/7/2012 22:51	62.0	18/7/2012 20:01	63.1	20/7/2012 21:11	63.7	22/7/2012 10:21	65.6	22/7/2012 19:31	61.6	24/7/2012 20:41	64.1
15/7/2012 22:56	62.3	18/7/2012 20:06	63.3	20/7/2012 21:16	63.1	22/7/2012 10:26	65.1	22/7/2012 19:36	62.1	24/7/2012 20:46	63.9
16/7/2012 19:01	62.9	18/7/2012 20:11	63.7	20/7/2012 21:21	62.7	22/7/2012 10:31	64.5	22/7/2012 19:41	62.3	24/7/2012 20:51	64.8
16/7/2012 19:06	63.5	18/7/2012 20:16	64.5	20/7/2012 21:26	62.1	22/7/2012 10:36	64.1	22/7/2012 19:46	61.4	24/7/2012 20:56	63.9
16/7/2012 19:11	62.9	18/7/2012 20:21	63.6	20/7/2012 21:31	62.7	22/7/2012 10:41	63.5	22/7/2012 19:51	61.9	24/7/2012 21:01	64.9
16/7/2012 19:16	63.3	18/7/2012 20:26	63.5	20/7/2012 21:36	62.6	22/7/2012 10:46	65.1	22/7/2012 19:56	61.7	24/7/2012 21:06	64.5
16/7/2012 19:21	63.1	18/7/2012 20:31	63.3	20/7/2012 21:41	62.6	22/7/2012 10:51	63.9	22/7/2012 20:01	61.9	24/7/2012 21:11	63.8
16/7/2012 19:26	62.9	18/7/2012 20:36	63.0	20/7/2012 21:46	62.4	22/7/2012 10:56	63.9	22/7/2012 20:06	61.5	24/7/2012 21:16	64.0
16/7/2012 19:31	63.2	18/7/2012 20:41	62.1	20/7/2012 21:51	62.1	22/7/2012 11:01	62.6	22/7/2012 20:11	61.2	24/7/2012 21:21	63.6
16/7/2012 19:36	63.8	18/7/2012 20:46	62.1	20/7/2012 21:56	62.9	22/7/2012 11:06	65.1	22/7/2012 20:16	63.2	24/7/2012 21:26	63.8
16/7/2012 19:41	63.4	18/7/2012 20:51	62.3	20/7/2012 22:01	62.9	22/7/2012 11:11	64.2	22/7/2012 20:21	61.0	24/7/2012 21:31	64.0
16/7/2012 19:46	63.7	18/7/2012 20:56	62.3	20/7/2012 22:06	61.8	22/7/2012 11:16	64.5	22/7/2012 20:26	61.4	24/7/2012 21:36	63.9
16/7/2012 19:51	63.2	18/7/2012 21:01	62.2	20/7/2012 22:11	63.2	22/7/2012 11:21	64.1	22/7/2012 20:31	62.2	24/7/2012 21:41	63.5
16/7/2012 19:56	63.2	18/7/2012 21:06	62.2	20/7/2012 22:16	61.6	22/7/2012 11:26	63.5	22/7/2012 20:36	61.3	24/7/2012 21:46	63.6
16/7/2012 20:01	63.4	18/7/2012 21:11	62.0	20/7/2012 22:21	62.4	22/7/2012 11:31	62.9	22/7/2012 20:41	61.5	24/7/2012 21:51	64.2
16/7/2012 20:06	63.7	18/7/2012 21:16	61.8	20/7/2012 22:26	61.5	22/7/2012 11:36	62.6	22/7/2012 20:46	62.7	24/7/2012 21:56	64.6
16/7/2012 20:11	63.7	18/7/2012 21:21	62.0	20/7/2012 22:31	62.4	22/7/2012 11:41	63.5	22/7/2012 20:51	61.8	24/7/2012 22:01	63.9
16/7/2012 20:16	64.0	18/7/2012 21:26	62.4	20/7/2012 22:36	62.4	22/7/2012 11:46	65.9	22/7/2012 20:56	61.4	24/7/2012 22:06	63.3
16/7/2012 20:21	63.2	18/7/2012 21:31	62.4	20/7/2012 22:41	61.7	22/7/2012 11:51	64.8	22/7/2012 21:01	61.4	24/7/2012 22:11	62.8
16/7/2012 20:26	63.8	18/7/2012 21:36	63.0	20/7/2012 22:46	61.8	22/7/2012 11:56	63.9	22/7/2012 21:06	61.4	24/7/2012 22:16	63.1
16/7/2012 20:31	62.9	18/7/2012 21:41	62.6	20/7/2012 22:51	62.1	22/7/2012 12:01	64.9	22/7/2012 21:11	61.9	24/7/2012 22:21	62.4
16/7/2012 20:36	63.1	18/7/2012 21:46	63.4	20/7/2012 22:56	63.3	22/7/2012 12:06	65.9	22/7/2012 21:16	61.5	24/7/2012 22:26	63.0
16/7/2012 20:41	62.9	18/7/2012 21:51	62.7	21/7/2012 19:01	63.3	22/7/2012 12:11	64.5	22/7/2012 21:21	62.3	24/7/2012 22:31	62.7
16/7/2012 20:46	63.3	18/7/2012 21:56	62.8	21/7/2012 19:06	63.4	22/7/2012 12:16	63.7	22/7/2012 21:26	61.2	24/7/2012 22:36	62.7
16/7/2012 20:51	63.4	18/7/2012 22:01	62.8	21/7/2012 19:11	63.0	22/7/2012 12:21	62.7	22/7/2012 21:31	60.9	24/7/2012 22:41	62.9
16/7/2012 20:56	63.4	18/7/2012 22:06	64.1	21/7/2012 19:16	62.8	22/7/2012 12:26	62.4	22/7/2012 21:36	61.7	24/7/2012 22:46	63.0
16/7/2012 21:01	63.7	18/7/2012 22:11	62.4	21/7/2012 19:21	63.3	22/7/2012 12:31	63.3	22/7/2012 21:41	61.2	24/7/2012 22:51	62.2
16/7/2012 21:06	63.9	18/7/2012 22:16	62.1	21/7/2012 19:26	63.7	22/7/2012 12:36	62.2	22/7/2012 21:46	61.9	24/7/2012 22:56	62.4
16/7/2012 21:11	63.9	18/7/2012 22:21	62.6	21/7/2012 19:31	63.2	22/7/2012 12:41	63.6	22/7/2012 21:51	62.9	25/7/2012 19:01	65.4
16/7/2012 21:16	64.2	18/7/2012 22:26	63.2	21/7/2012 19:36	62.9	22/7/2012 12:46	62.9	22/7/2012 21:56	62.1	25/7/2012 19:06	64.7
16/7/2012 21:21	66.4	18/7/2012 22:31	62.1	21/7/2012 19:41	62.8	22/7/2012 12:51	63.3	22/7/2012 22:01	61.1	25/7/2012 19:11	65.6
16/7/2012 21:26	64.4	18/7/2012 22:36	62.1	21/7/2012 19:46	62.4	22/7/2012 12:56	62.5	22/7/2012 22:06	61.0	25/7/2012 19:16	66.3
16/7/2012 21:31	63.6	18/7/2012 22:41	62.1	21/7/2012 19:51	63.3	22/7/2012 13:01	63.7	22/7/2012 22:11	61.2	25/7/2012 19:21	66.3
16/7/2012 21:36	64.1	18/7/2012 22:46	62.7	21/7/2012 19:56	62.6	22/7/2012 13:06	64.0	22/7/2012 22:16	61.7	25/7/2012 19:26	66.4

Real-time Noise Data RTN2 (Oil Street Community Liaison Centre)

25/7/2012 19:31	66.6
25/7/2012 19:36	65.8
25/7/2012 19:41	66.4
25/7/2012 19:46	65.2
25/7/2012 19:51	65.5
25/7/2012 19:56	65.4
25/7/2012 20:01	65.1
25/7/2012 20:06	65.0
25/7/2012 20:11	65.5
25/7/2012 20:16	66.0
25/7/2012 20:21	65.8
25/7/2012 20:26	65.7
25/7/2012 20:31	65.6
25/7/2012 20:36	65.3
25/7/2012 20:41	65.3
25/7/2012 20:46	65.3
25/7/2012 20:51	65.2
25/7/2012 20:56	65.6
25/7/2012 21:01	65.2
25/7/2012 21:06	65.2
25/7/2012 21:11	65.7
25/7/2012 21:16	65.6
25/7/2012 21:21	65.1
25/7/2012 21:26	64.5
25/7/2012 21:31	64.9
25/7/2012 21:36	64.7
25/7/2012 21:41	64.9
25/7/2012 21:46	65.1
25/7/2012 21:51	64.5
25/7/2012 21:56	64.2
25/7/2012 22:01	64.6
25/7/2012 22:06	63.9
25/7/2012 22:11	63.4
25/7/2012 22:16	63.6
25/7/2012 22:21	63.9
25/7/2012 22:26	64.6
25/7/2012 22:31	63.6
25/7/2012 22:36	63.5
25/7/2012 22:41	63.0
25/7/2012 22:46	63.4
25/7/2012 22:51	63.3
25/7/2012 22:56	63.8
26/7/2012 19:01	64.1
26/7/2012 19:06	65.1
26/7/2012 19:11	64.3
26/7/2012 19:16	64.0
26/7/2012 19:21	63.2
26/7/2012 19:26	63.4
26/7/2012 19:31	64.2
26/7/2012 19:36	65.3
26/7/2012 19:41	65.2
26/7/2012 19:46	65.2
26/7/2012 19:51	65.0
26/7/2012 19:56	66.7
26/7/2012 20:01	65.3
26/7/2012 20:06	65.0
26/7/2012 20:11	65.0
26/7/2012 20:16	64.5
26/7/2012 20:21	66.1
26/7/2012 20:26	65.4
26/7/2012 20:31	64.7
26/7/2012 20:36	64.8
26/7/2012 20:41	64.8
26/7/2012 20:46	64.8
26/7/2012 20:51	65.7
26/7/2012 20:56	64.7
26/7/2012 21:01	65.0
26/7/2012 21:06	65.0
26/7/2012 21:11	65.2
26/7/2012 21:16	65.2
26/7/2012 21:21	64.7
26/7/2012 21:26	65.1
26/7/2012 21:31	64.2
26/7/2012 21:36	64.5
26/7/2012 21:41	64.6
26/7/2012 21:46	64.1
26/7/2012 21:51	64.6
26/7/2012 21:56	63.2
26/7/2012 22:01	65.3
26/7/2012 22:06	64.4
26/7/2012 22:11	64.2
26/7/2012 22:16	64.6
26/7/2012 22:21	64.6
26/7/2012 22:26	63.7
26/7/2012 22:31	63.4
26/7/2012 22:36	62.8
26/7/2012 22:41	62.8
26/7/2012 22:46	63.1
26/7/2012 22:51	63.2
26/7/2012 22:56	63.9
27/7/2012 19:01	63.6
27/7/2012 19:06	47.9
27/7/2012 19:11	66.3
27/7/2012 19:16	64.1
27/7/2012 19:21	62.9
27/7/2012 19:26	63.4
27/7/2012 19:31	62.8
27/7/2012 19:36	63.1
27/7/2012 19:41	63.8
27/7/2012 19:46	62.7
27/7/2012 19:51	62.0
27/7/2012 19:56	62.4
27/7/2012 20:01	62.4
27/7/2012 20:06	62.0
27/7/2012 20:11	62.5
27/7/2012 20:16	62.9
27/7/2012 20:21	61.8
27/7/2012 20:26	61.6
27/7/2012 20:31	61.8
27/7/2012 20:36	61.5

27/7/2012 20:41	61.3
27/7/2012 20:46	61.7
27/7/2012 20:51	62.1
27/7/2012 20:56	62.0
27/7/2012 21:01	61.6
27/7/2012 21:06	61.9
27/7/2012 21:11	62.9
27/7/2012 21:16	61.4
27/7/2012 21:21	62.0
27/7/2012 21:26	61.7
27/7/2012 21:31	61.3
27/7/2012 21:36	62.9
27/7/2012 21:41	63.4
27/7/2012 21:46	62.0
27/7/2012 21:51	62.7
27/7/2012 21:56	62.7
27/7/2012 22:01	63.3
27/7/2012 22:06	63.0
27/7/2012 22:11	63.8
27/7/2012 22:16	64.1
27/7/2012 22:21	63.8
27/7/2012 22:26	63.8
27/7/2012 22:31	61.2
27/7/2012 22:36	60.9
27/7/2012 22:41	61.2
27/7/2012 22:46	62.1
27/7/2012 22:51	62.4
27/7/2012 22:56	63.8

Night time: 23:00-07:00

28/6/2012 23:01	62.1
28/6/2012 23:06	63.2
28/6/2012 23:11	61.3
28/6/2012 23:16	61.5
28/6/2012 23:21	61.0
28/6/2012 23:26	60.4
28/6/2012 23:31	61.0
28/6/2012 23:36	60.8
28/6/2012 23:41	61.0
28/6/2012 23:46	61.2
28/6/2012 23:51	61.2
28/6/2012 23:56	61.1
29/6/2012 0:01	61.0
29/6/2012 0:06	60.2
29/6/2012 0:11	59.8
29/6/2012 0:16	60.3
29/6/2012 0:21	60.4
29/6/2012 0:26	62.1
29/6/2012 0:31	60.4
29/6/2012 0:36	60.3
29/6/2012 0:41	60.1
29/6/2012 0:46	60.4
29/6/2012 0:51	59.3
29/6/2012 0:56	59.2
29/6/2012 1:01	58.9
29/6/2012 1:06	58.6
29/6/2012 1:11	59.9
29/6/2012 1:16	59.6
29/6/2012 1:21	58.7
29/6/2012 1:26	59.1
29/6/2012 1:31	57.6
29/6/2012 1:36	58.8
29/6/2012 1:41	57.9
29/6/2012 1:46	57.8
29/6/2012 1:51	58.0
29/6/2012 1:56	57.5
29/6/2012 2:01	57.6
29/6/2012 2:06	58.5
29/6/2012 2:11	57.2
29/6/2012 2:16	57.8
29/6/2012 2:21	57.4
29/6/2012 2:26	57.2
29/6/2012 2:31	57.4
29/6/2012 2:36	58.5
29/6/2012 2:41	56.6
29/6/2012 2:46	57.8
29/6/2012 2:51	56.6
29/6/2012 2:56	57.3
29/6/2012 3:01	56.0
29/6/2012 3:06	57.2
29/6/2012 3:11	57.3
29/6/2012 3:16	56.7
29/6/2012 3:21	55.8
29/6/2012 3:26	56.0
29/6/2012 3:31	55.7
29/6/2012 3:36	57.3
29/6/2012 3:41	56.0
29/6/2012 3:46	55.9
29/6/2012 3:51	56.6
29/6/2012 3:56	55.6
29/6/2012 4:01	56.3
29/6/2012 4:06	56.3
29/6/2012 4:11	57.1
29/6/2012 4:16	55.2
29/6/2012 4:21	55.6
29/6/2012 4:26	55.9
29/6/2012 4:31	55.8
29/6/2012 4:36	56.0
29/6/2012 4:41	55.6
29/6/2012 4:46	57.3
29/6/2012 4:51	57.0
29/6/2012 4:56	57.1
29/6/2012 5:01	57.4
29/6/2012 5:06	57.6
29/6/2012 5:11	57.3
29/6/2012 5:16	58.7
29/6/2012 5:21	59.9
29/6/2012 5:26	58.7
29/6/2012 5:31	57.9

29/6/2012 5:36	58.7
29/6/2012 5:41	58.9
29/6/2012 5:46	60.4
29/6/2012 5:51	60.4
29/6/2012 5:56	59.4
29/6/2012 6:01	59.4
29/6/2012 6:06	59.6
29/6/2012 6:11	59.9
29/6/2012 6:16	60.4
29/6/2012 6:21	62.3
29/6/2012 6:26	61.6
29/6/2012 6:31	61.0
29/6/2012 6:36	62.0
29/6/2012 6:41	62.6
29/6/2012 6:46	62.8
29/6/2012 6:51	62.9
29/6/2012 6:56	63.7
29/6/2012 23:01	64.0
29/6/2012 23:06	64.6
29/6/2012 23:11	63.1
29/6/2012 23:16	63.5
29/6/2012 23:21	63.7
29/6/2012 23:26	63.1
29/6/2012 23:31	62.9
29/6/2012 23:36	62.9
29/6/2012 23:41	63.2
29/6/2012 23:46	62.5
29/6/2012 23:51	62.1
29/6/2012 23:56	62.0
30/6/2012 0:01	61.6
30/6/2012 0:06	60.9
30/6/2012 0:11	60.5
30/6/2012 0:16	61.4
30/6/2012 0:21	61.4
30/6/2012 0:26	60.6
30/6/2012 0:31	60.5
30/6/2012 0:36	60.0
30/6/2012 0:41	60.5
30/6/2012 0:46	59.9
30/6/2012 0:51	60.7
30/6/2012 0:56	59.2
30/6/2012 1:01	59.9
30/6/2012 1:06	59.8
30/6/2012 1:11	59.5
30/6/2012 1:16	59.4
30/6/2012 1:21	59.4
30/6/2012 1:26	59.2
30/6/2012 1:31	58.6
30/6/2012 1:36	58.2
30/6/2012 1:41	59.2
30/6/2012 1:46	64.2
30/6/2012 1:51	65.0
30/6/2012 1:56	61.6
30/6/2012 2:01	60.5
30/6/2012 2:06	59.5
30/6/2012 2:11	59.7
30/6/2012 2:16	60.0
30/6/2012 2:21	59.8
30/6/2012 2:26	59.5
30/6/2012 2:31	59.5
30/6/2012 2:36	59.1
30/6/2012 2:41	59.6
30/6/2012 2:46	61.5
30/6/2012 2:51	63.8
30/6/2012 2:56	63.8
30/6/2012 3:01	61.6
30/6/2012 3:06	61.2
30/6/2012 3:11	63.3
30/6/2012 3:16	63.0
30/6/2012 3:21	64.0
30/6/2012 3:26	63.4
30/6/2012 3:31	63.9
30/6/2012 3:36	63.5
30/6/2012 3:41	61.2
30/6/2012 3:46	60.4
30/6/2012 3:51	59.6
30/6/2012 3:56	59.5
30/6/2012 4:01	59.4
30/6/2012 4:06	58.6
30/6/2012 4:11	59.1
30/6/2012 4:16	58.4
30/6/2012 4:21	58.7
30/6/2012 4:26	57.8
30/6/2012 4:31	58.5
30/6/2012 4:36	57.9
30/6/2012 4:41	58.0
30/6/2012 4:46	57.6
30/6/2012 4:51	57.9
30/6/2012 4:56	57.9
30/6/2012 5:01	57.2
30/6/2012 5:06	58.3
30/6/2012 5:11	58.2
30/6/2012 5:16	58.9
30/6/2012 5:21	59.0
30/6/2012 5:26	59.0
30/6/2012 5:31	58.5
30/6/2012 5:36	59.4
30/6/2012 5:41	60.3
30/6/2012 5:46	60.6
30/6/2012 5:51	62.8
30/6/2012 5:56	61.0
30/6/2012 6:01	62.7
30/6/2012 6:06	63.0
30/6/2012 6:11	63.1
30/6/2012 6:16	64.3
30/6/2012 6:21	63.5
30/6/2012 6:26	63.0
30/6/2012 6:31	63.5
30/6/2012 6:36	63.8
30/6/2012 6:41	64.2

30/6/2012 6:46	64.2
30/6/2012 6:51	64.6
30/6/2012 6:56	64.3
30/6/2012 23:01	63.0
30/6/2012 23:06	62.8
30/6/2012 23:11	62.3
30/6/2012 23:16	63.1
30/6/2012 23:21	61.6
30/6/2012 23:26	61.9
30/6/2012 23:31	61.8
30/6/2012 23:36	61.9
30/6/2012 23:41	61.2
30/6/2012 23:46	62.2
30/6/2012 23:51	61.5
30/6/2012 23:56	61.5
1/7/2012 0:01	61.7
1/7/2012 0:06	63.4
1/7/2012 0:11	62.0
1/7/2012 0:16	61.6
1/7/2012 0:21	61.2
1/7/2012 0:26	60.9
1/7/2012 0:31	61.0
1/7/2012 0:36	61.3
1/7/2012 0:41	60.4
1/7/2012 0:46	60.5
1/7/2012 0:51	60.8
1/7/2012 0:56	60.2
1/7/2012 1:01	60.2
1/7/2012 1:06	60.9
1/7/2012 1:11	61.0
1/7/2012 1:16	59.7
1/7/2012 1:21	60.1
1/7/2012 1:26	60.7
1/7/2012 1:31	59.9
1/7/2012 1:36	59.4
1/7/2012 1:41	59.7
1/7/2012 1:46	60.1
1/7/2012 1:51	59.6
1/7/2012 1:56	59.2
1/7/2012 2:01	59.7
1/7/2012 2:06	59.5
1/7/2012 2:11	59.5
1/7/2012 2:16	58.8
1/7/2012 2:21	60.0
1/7/2012 2:26	59.3
1/7/2012 2:31	59.6
1/7/2012 2:36	59.1
1/7/2012 2:41	59.4
1/7/2012 2:46	57.9
1/7/2012 2:51	58.8
1/7/2012 2:56	58.6
1/7/2012 3:01	58.8
1/7/2012 3:06	58.7
1/7/2012 3:11	58.2
1/7/2012 3:16	58.8
1/7/2012 3:21	60.3
1/7/2012 3:26	59.2
1/7/2012 3:31	60.1
1/7/2012 3:36	59.9
1/7/2012 3:41	60.1
1/7/2012 3:46	59.6
1/7/2012 3:51	59.4
1/7/2012 3:56	59.6
1/7/2012 4:01	58.7
1/7/2012 4:06	58.5
1/7/2012 4:11	58.8
1/7/2012 4:16	59.2
1/7/2012 4:21	59.1
1/7/2012 4:26	59.3
1/7/2012 4:31	59.2
1/7/2012 4:36	60.4
1/7/2012 4:41	60.5
1/7/2012 4:46	60.2
1/7/2012 4:51	59.4
1/7/2012 4:56	59.6
1/7/2012 5:01	59.5
1/7/2012 5:06	59.4
1/7/2012 5:11	61.3
1/7/2012 5:16	60.6
1/7/2012 5:21	60.9
1/7/2012 5:26	60.4
1/7/2012 5:31	61.9
1/7/2012 5:36	60.4
1/7/2012 5:41	63.1
1/7/2012 5:46	61.0
1/7/2012 5:51	61.2
1/7/2012 5:56	60.1
1/7/2012 6:01	61.2
1/7/2012 6:06	61.1
1/7/2012 6:11	60.6
1/7/2012 6:16	61.6
1/7/2012 6:21	61.6
1/7/2012 6:26	62.2
1/7/2012 6:31	61.5
1/7/2012 6:36	62.2
1/7/2012 6:41	62.0
1/7/2012 6:46	62.6
1/7/2012 6:51	63.1
1/7/2012 6:56	62.3
1/7/2012 23:01	63.8
1/7/2012 23:06	61.9
1/7/2012 23:11	61.4
1/7/2012 23:16	64.1
1/7/2012 23:21	64.4
1/7/2012 23:26	64.0
1/7/2012 23:31	62.6
1/7/2012 23:36	63.1
1/7/2012 23:41	62.5
1/7/2012 23:46	63.2
1/7/2012 23:51	61.7

1/7/2012 23:56	62.2
2/7/2012 0:01	62.4
2/7/2012 0:06	62.2
2/7/2012 0:11	61.9
2/7/2012 0:16	61.5
2/7/2012 0:21	61.4
2/7/2012 0:26	62.0
2/7/2012 0:31	62.1
2/7/2012 0:36	61.5
2/7/2012 0:41	61.6
2/7/2012 0:46	61.0
2/7/2012 0:51	61.7
2/7/2012 0:56	60.3
2/7/2012 1:01	60.6
2/7/2012 1:06	60.6
2/7/2012 1:11	60.2
2/7/2012 1:16	60.3
2/7/2012 1:21	62.4
2/7/2012 1:26	64.9
2/7/2012 1:31	62.3
2/7/2012 1:36	60.0
2/7/2012 1:41	59.0
2/7/2012 1:46	59.0
2/7/2012 1:51	58.6
2/7/2012 1:56	59.9
2/7/2012 2:01	59.5
2/7/2012 2:06	59.6
2/7/2012 2:11	59.1
2/7/2012 2:16	58.1
2/7/2012 2:21	58.1
2/7/2012 2:26	59.4
2/7/2012 2:31	58.2
2/7/2012 2:36	58.6
2/7/2012 2:41	58.5
2/7/2012 2:46	58.8
2/7/2012 2:51	58.1
2/7/2012 2:56	57.6
2/7/2012 3:01	58.1
2/7/2012 3:06	58.3
2/7/2012 3:11	57.8
2/7/2012 3:16	57.8
2/7/2012 3:21	57.5
2/7/2012 3:26	57.9
2/7/2012 3:31	57.3
2/7/2012 3:36	56.7
2/7/2012 3:41	58.0
2/7/2012 3:46	56.8
2/7/2012 3:51	58.1
2/7/2012 3:56	57.3
2/7/2012 4:01	57.5
2/7/2012 4:06	58.1
2/7/2012 4:11	57.7
2/7/2012 4:16	57.4
2/7/2012 4:21	56.8
2/7/2012 4:26	57.0
2/7/2012 4:31	57.7
2/7/2012 4:36	58.1
2/7/2012 4:41	57.8
2/7/2012 4:46	59.2
2/7/2012 4:51	60.1
2/7/2012 4:56	60.2
2/7/2012 5:01	60.8
2/7/2012 5:06	62.0
2/7/2012 5:11	60.1
2/7/2012 5:16	60.3
2/7/2012 5:21	60.3
2/7/2012 5:26	61.2
2/7/2012 5:31	60.7
2/7/2012 5:36	62.0
2/7/2012 5:41	63.1
2/7/2012 5:46	60.2
2/7/2012 5:51	59.7
2/7/2012 5:56	60.4
2/7/2012 6:01	59.9
2/7/2012 6:06	60.5
2/7/2012 6:11	60.9
2/7/2012 6:16	60.9
2/7/2012 6:21	60.7
2/7/2012 6:26	61.0
2/7/2012 6:31	61.0
2/7/2012 6:36	61.2
2/7/2012 6:41	62.0
2/7/2012 6:46	61.6
2/7/2012 6:51	62.4
2/7/2012 6:56	61.8
2/7/2012 23:01	61.5
2/7/2012 23:06	61.3
2/7/2012 23:11	61.3
2/7/2012 23:16	61.7
2/7/2012 23:21	61.3
2/7/2012 23:26	61.3
2/7/2012 23:31	60.7
2/7/2012 23:36	61.6
2/7/2012 23:41	60.6
2/7/2012 23:46	60.3
2/7/2012 23:51	59.7
2/7/2012 23:56	60.5
3/7/2012 0:01	59.3
3/7/2012 0:06	60.5
3/7/2012 0:11	59.9
3/7/2012 0:16	59.8
3/7/2012 0:21	59.7
3/7/2012 0:26	59.6
3/7/2012 0:31	60.1
3/7/2012 0:36	59.3
3/7/2012 0:41	62.9
3/7/2012 0:46	60.5
3/7/2012 0:51	59.3
3/7/2012 0:56	59.3
3/7/2012 1:01	58.5

3/7/2012 1:06	58.2
3/7/2012 1:11	58.7
3/7/2012 1:16	58.0
3/7/2012 1:21	58.6
3/7/2012 1:26	57.2
3/7/2012 1:31	58.3
3/7/2012 1:36	57.9
3/7/2012 1:41	57.6
3/7/2012 1:46	56.4
3/7/2012 1:51	56.7
3/7/2012 1:56	58.7
3/7/2012 2:01	57.1
3/7/2012 2:06	57.5
3/7/2012 2:11	57.8
3/7/2012 2:16	56.7
3/7/2012 2:21	56.6
3/7/2012 2:26	56.3
3/7/2012 2:31	55.9
3/7/2012 2:36	57.7
3/7/2012 2:41	55.9
3/7/2012 2:46	55.7
3/7/2012 2:51	56.2
3/7/2012 2:56	55.7
3/7/2012 3:01	55.4
3/7/2012 3:06	56.5
3/7/2012 3:11	57.5
3/7/2012 3:16	55.3
3/7/2012 3:21	56.7
3/7/2012 3:26	54.6
3/7/2012 3:31	54.9
3/7/2012 3:36	55.6
3/7/2012 3:41	57.5
3/7/2012 3:46	55.3
3/7/2012 3:51	55.0
3/7/2012 3:56	56.5
3/7/2012 4:01	55.2
3/7/2012 4:06	55.6
3/7/2012 4:11	57.7
3/7/2012 4:16	58.3
3/7/2012 4:21	55.4
3/7/2012 4:26	55.2
3/7/2012 4:31	56.0
3/7/2012 4:36	55.2
3/7/2012 4:41	56.7
3/7/2012 4:46	55.4
3/7/2012 4:51	56.0
3/7/2012 4:56	56.0
3/7/2012 5:01	57.3
3/7/2012 5:06	57.3
3/7/2012 5:11	55.6
3/7/2012 5:16	56.5
3/7/2012 5:21	57.3
3/7/2012 5:26	57.3
3/7/2012 5:31	57.1
3/7/2012 5:36	60.5
3/7/2012 5:41	60.6
3/7/2012 5:46	59.7
3/7/2012 5:51	59.3
3/7/2012 5:56	58.0
3/7/2012 6:01	59.0
3/7/2012 6:06	60.2
3/7/2012 6:11	59.7
3/7/2012 6:16	60.4
3/7/2012 6:21	60.5
3/7/2012 6:26	60.1
3/7/2012 6:31	62.2
3/7/2012 6:36	63.2
3/7/2012 6:41	63.1
3/7/2012 6:46	63.2
3/7/2012 6:51	62.5
3/7/2012 6:56	62.1
3/7/2012 23:01	61.8
3/7/2012 23:06	61.0
3/7/2012 23:11	61.7
3/7/2012 23:16	60.9
3/7/2012 23:21	61.4
3/7/2012 23:26	61.5
3/7/2012 23:31	60.5
3/7/2012 23:36	60.2
3/7/2012 23:41	60.9
3/7/2012 23:46	61.2
3/7/2012 23:51	60.4
3/7/2012 23:56	61.0
4/7/2012 0:01	60.6
4/7/2012 0:06	60.9
4/7/2012 0:11	60.3
4/7/2012 0:16	60.2
4/7/2012 0:21	59.9
4/7/2012 0:26	60.0
4/7/2012 0:31	59.0
4/7/2012 0:36	59.3
4/7/2012 0:41	58.7
4/7/2012 0:46	59.1
4/7/2012 0:51	59.0
4/7/2012 0:56	58.2
4/7/2012 1:01	58.7
4/7/2012 1:06	57.5
4/7/2012 1:11	57.8
4/7/2012 1:16	58.6
4/7/2012 1:21	58.8
4/7/2012 1:26	58.1
4/7/2012 1:31	59.2
4/7/2012 1:36	57.6
4/7/2012 1:41	57.8
4/7/2012 1:46	57.6
4/7/2012 1:51	58.1
4/7/2012 1:56	57.0
4/7/2012 2:01	58.4
4/7/2012 2:06	57.6
4/7/2012 2:11	56.9

Real-time Noise Data RTN2 (Oil Street Community Liaison Centre)

4/7/2012 2:16	57.3	5/7/2012 3:26	56.4	6/7/2012 4:36	57.6	7/7/2012 5:46	60.6	8/7/2012 6:56	61.2	10/7/2012 0:06	61.7
4/7/2012 2:21	57.2	5/7/2012 3:31	55.7	6/7/2012 4:41	59.4	7/7/2012 5:51	61.8	8/7/2012 23:01	62.2	10/7/2012 0:11	61.3
4/7/2012 2:26	57.4	5/7/2012 3:36	55.6	6/7/2012 4:46	58.2	7/7/2012 5:56	60.1	8/7/2012 23:06	61.1	10/7/2012 0:16	61.7
4/7/2012 2:31	57.1	5/7/2012 3:41	55.3	6/7/2012 4:51	57.2	7/7/2012 6:01	60.2	8/7/2012 23:11	61.6	10/7/2012 0:21	61.9
4/7/2012 2:36	57.0	5/7/2012 3:46	55.6	6/7/2012 4:56	58.0	7/7/2012 6:06	60.3	8/7/2012 23:16	61.2	10/7/2012 0:26	61.7
4/7/2012 2:41	56.7	5/7/2012 3:51	56.3	6/7/2012 5:01	57.5	7/7/2012 6:11	60.6	8/7/2012 23:21	60.7	10/7/2012 0:31	62.4
4/7/2012 2:46	57.8	5/7/2012 3:56	55.8	6/7/2012 5:06	57.7	7/7/2012 6:16	60.7	8/7/2012 23:26	60.6	10/7/2012 0:36	61.9
4/7/2012 2:51	56.4	5/7/2012 4:01	55.1	6/7/2012 5:11	58.8	7/7/2012 6:21	61.2	8/7/2012 23:31	60.8	10/7/2012 0:41	62.1
4/7/2012 2:56	56.0	5/7/2012 4:06	54.8	6/7/2012 5:16	58.3	7/7/2012 6:26	61.5	8/7/2012 23:36	60.3	10/7/2012 0:46	62.3
4/7/2012 3:01	56.2	5/7/2012 4:11	55.9	6/7/2012 5:21	58.3	7/7/2012 6:31	61.5	8/7/2012 23:41	60.6	10/7/2012 0:51	61.6
4/7/2012 3:06	56.4	5/7/2012 4:16	55.6	6/7/2012 5:26	59.0	7/7/2012 6:36	61.3	8/7/2012 23:46	60.0	10/7/2012 0:56	61.4
4/7/2012 3:11	56.9	5/7/2012 4:21	58.2	6/7/2012 5:31	59.1	7/7/2012 6:41	62.5	8/7/2012 23:51	59.9	10/7/2012 1:01	61.2
4/7/2012 3:16	57.3	5/7/2012 4:26	58.1	6/7/2012 5:36	60.3	7/7/2012 6:46	63.0	8/7/2012 23:56	60.3	10/7/2012 1:06	62.4
4/7/2012 3:21	56.0	5/7/2012 4:31	56.5	6/7/2012 5:41	61.1	7/7/2012 6:51	63.3	9/7/2012 0:01	60.1	10/7/2012 1:11	62.7
4/7/2012 3:26	56.7	5/7/2012 4:36	56.4	6/7/2012 5:46	60.3	7/7/2012 6:56	62.7	9/7/2012 0:06	59.7	10/7/2012 1:16	62.6
4/7/2012 3:31	56.7	5/7/2012 4:41	56.6	6/7/2012 5:51	60.4	7/7/2012 23:01	60.9	9/7/2012 0:11	59.1	10/7/2012 1:21	62.5
4/7/2012 3:36	56.1	5/7/2012 4:46	57.2	6/7/2012 5:56	59.4	7/7/2012 23:06	62.3	9/7/2012 0:16	59.6	10/7/2012 1:26	62.4
4/7/2012 3:41	56.7	5/7/2012 4:51	57.8	6/7/2012 6:01	60.9	7/7/2012 23:11	62.0	9/7/2012 0:21	60.0	10/7/2012 1:31	62.1
4/7/2012 3:46	55.7	5/7/2012 4:56	59.8	6/7/2012 6:06	63.4	7/7/2012 23:16	62.9	9/7/2012 0:26	59.5	10/7/2012 1:36	62.9
4/7/2012 3:51	56.2	5/7/2012 5:01	60.0	6/7/2012 6:11	60.6	7/7/2012 23:21	61.6	9/7/2012 0:31	59.3	10/7/2012 1:41	62.2
4/7/2012 3:56	56.4	5/7/2012 5:06	57.4	6/7/2012 6:16	61.1	7/7/2012 23:26	61.9	9/7/2012 0:36	58.9	10/7/2012 1:46	61.2
4/7/2012 4:01	56.7	5/7/2012 5:11	57.6	6/7/2012 6:21	61.7	7/7/2012 23:31	61.0	9/7/2012 0:41	58.6	10/7/2012 1:51	61.9
4/7/2012 4:06	55.5	5/7/2012 5:16	58.5	6/7/2012 6:26	61.9	7/7/2012 23:36	61.1	9/7/2012 0:46	58.5	10/7/2012 1:56	61.8
4/7/2012 4:11	56.1	5/7/2012 5:21	58.2	6/7/2012 6:31	62.4	7/7/2012 23:41	61.0	9/7/2012 0:51	58.3	10/7/2012 2:01	62.1
4/7/2012 4:16	55.8	5/7/2012 5:26	60.0	6/7/2012 6:36	62.1	7/7/2012 23:46	61.1	9/7/2012 0:56	58.0	10/7/2012 2:06	62.0
4/7/2012 4:21	57.2	5/7/2012 5:31	58.0	6/7/2012 6:41	62.2	7/7/2012 23:51	61.4	9/7/2012 1:01	57.9	10/7/2012 2:11	61.8
4/7/2012 4:26	56.5	5/7/2012 5:36	58.6	6/7/2012 6:46	63.1	7/7/2012 23:56	60.9	9/7/2012 1:06	58.0	10/7/2012 2:16	61.4
4/7/2012 4:31	57.3	5/7/2012 5:41	60.1	6/7/2012 6:51	63.3	8/7/2012 0:01	60.6	9/7/2012 1:11	58.3	10/7/2012 2:21	61.0
4/7/2012 4:36	56.0	5/7/2012 5:46	59.7	6/7/2012 6:56	64.7	8/7/2012 0:06	61.2	9/7/2012 1:16	57.3	10/7/2012 2:26	60.4
4/7/2012 4:41	57.8	5/7/2012 5:51	60.2	6/7/2012 23:01	62.7	8/7/2012 0:11	62.4	9/7/2012 1:21	58.4	10/7/2012 2:31	60.2
4/7/2012 4:46	57.7	5/7/2012 5:56	61.4	6/7/2012 23:06	62.4	8/7/2012 0:16	61.6	9/7/2012 1:26	57.4	10/7/2012 2:36	60.5
4/7/2012 4:51	57.2	5/7/2012 6:01	63.8	6/7/2012 23:11	61.7	8/7/2012 0:21	61.4	9/7/2012 1:31	56.2	10/7/2012 2:41	60.2
4/7/2012 4:56	58.5	5/7/2012 6:06	62.0	6/7/2012 23:16	61.9	8/7/2012 0:26	60.5	9/7/2012 1:36	57.6	10/7/2012 2:46	61.1
4/7/2012 5:01	59.0	5/7/2012 6:11	61.4	6/7/2012 23:21	62.1	8/7/2012 0:31	60.6	9/7/2012 1:41	57.2	10/7/2012 2:51	60.4
4/7/2012 5:06	59.8	5/7/2012 6:16	61.7	6/7/2012 23:26	61.4	8/7/2012 0:36	60.5	9/7/2012 1:46	57.5	10/7/2012 2:56	59.7
4/7/2012 5:11	59.1	5/7/2012 6:21	62.8	6/7/2012 23:31	60.5	8/7/2012 0:41	60.6	9/7/2012 1:51	56.2	10/7/2012 3:01	60.0
4/7/2012 5:16	61.0	5/7/2012 6:26	63.0	6/7/2012 23:36	61.3	8/7/2012 0:46	60.6	9/7/2012 1:56	56.6	10/7/2012 3:06	60.4
4/7/2012 5:21	62.0	5/7/2012 6:31	62.9	6/7/2012 23:41	60.8	8/7/2012 0:51	59.9	9/7/2012 2:01	56.7	10/7/2012 3:11	60.0
4/7/2012 5:26	60.0	5/7/2012 6:36	63.4	6/7/2012 23:46	61.1	8/7/2012 0:56	60.1	9/7/2012 2:06	56.1	10/7/2012 3:16	59.5
4/7/2012 5:31	59.4	5/7/2012 6:41	63.2	6/7/2012 23:51	62.0	8/7/2012 1:01	59.4	9/7/2012 2:11	55.7	10/7/2012 3:21	60.7
4/7/2012 5:36	58.3	5/7/2012 6:46	64.6	6/7/2012 23:56	62.0	8/7/2012 1:06	59.7	9/7/2012 2:16	55.7	10/7/2012 3:26	60.2
4/7/2012 5:41	59.6	5/7/2012 6:51	64.0	7/7/2012 0:01	60.9	8/7/2012 1:11	59.6	9/7/2012 2:21	56.0	10/7/2012 3:31	59.3
4/7/2012 5:46	60.4	5/7/2012 6:56	63.7	7/7/2012 0:06	61.0	8/7/2012 1:16	58.9	9/7/2012 2:26	56.2	10/7/2012 3:36	59.7
4/7/2012 5:51	60.3	5/7/2012 23:01	63.4	7/7/2012 0:11	61.0	8/7/2012 1:21	59.5	9/7/2012 2:31	56.3	10/7/2012 3:41	59.7
4/7/2012 5:56	59.8	5/7/2012 23:06	62.1	7/7/2012 0:16	60.5	8/7/2012 1:26	59.0	9/7/2012 2:36	55.9	10/7/2012 3:46	59.7
4/7/2012 6:01	60.5	5/7/2012 23:11	62.3	7/7/2012 0:21	61.3	8/7/2012 1:31	59.0	9/7/2012 2:41	55.3	10/7/2012 3:51	58.1
4/7/2012 6:06	60.7	5/7/2012 23:16	62.2	7/7/2012 0:26	61.0	8/7/2012 1:36	59.6	9/7/2012 2:46	55.9	10/7/2012 3:56	58.2
4/7/2012 6:11	61.6	5/7/2012 23:21	62.8	7/7/2012 0:31	61.1	8/7/2012 1:41	58.5	9/7/2012 2:51	56.2	10/7/2012 4:01	59.6
4/7/2012 6:16	61.8	5/7/2012 23:26	61.9	7/7/2012 0:36	60.4	8/7/2012 1:46	58.6	9/7/2012 2:56	55.2	10/7/2012 4:06	58.1
4/7/2012 6:21	62.3	5/7/2012 23:31	62.2	7/7/2012 0:41	61.4	8/7/2012 1:51	59.4	9/7/2012 3:01	56.9	10/7/2012 4:11	57.7
4/7/2012 6:26	62.4	5/7/2012 23:36	61.9	7/7/2012 0:46	60.0	8/7/2012 1:56	58.9	9/7/2012 3:06	55.4	10/7/2012 4:16	57.6
4/7/2012 6:31	62.9	5/7/2012 23:41	62.5	7/7/2012 0:51	60.6	8/7/2012 2:01	58.3	9/7/2012 3:11	55.2	10/7/2012 4:21	60.8
4/7/2012 6:36	63.2	5/7/2012 23:46	62.1	7/7/2012 0:56	62.8	8/7/2012 2:06	58.8	9/7/2012 3:16	55.2	10/7/2012 4:26	57.8
4/7/2012 6:41	63.6	5/7/2012 23:51	61.3	7/7/2012 1:01	64.4	8/7/2012 2:11	58.5	9/7/2012 3:21	54.9	10/7/2012 4:31	59.9
4/7/2012 6:46	64.5	5/7/2012 23:56	61.6	7/7/2012 1:06	64.9	8/7/2012 2:16	58.8	9/7/2012 3:26	55.7	10/7/2012 4:36	58.2
4/7/2012 6:51	64.6	6/7/2012 0:01	61.4	7/7/2012 1:11	64.8	8/7/2012 2:21	58.7	9/7/2012 3:31	55.0	10/7/2012 4:41	58.3
4/7/2012 6:56	64.8	6/7/2012 0:06	61.8	7/7/2012 1:16	64.7	8/7/2012 2:26	58.0	9/7/2012 3:36	55.2	10/7/2012 4:46	57.8
4/7/2012 23:01	62.0	6/7/2012 0:11	61.1	7/7/2012 1:21	62.8	8/7/2012 2:31	58.9	9/7/2012 3:41	54.1	10/7/2012 4:51	57.1
4/7/2012 23:06	60.6	6/7/2012 0:16	61.2	7/7/2012 1:26	62.1	8/7/2012 2:36	58.9	9/7/2012 3:46	55.1	10/7/2012 4:56	57.7
4/7/2012 23:11	61.0	6/7/2012 0:21	61.9	7/7/2012 1:31	61.3	8/7/2012 2:41	58.8	9/7/2012 3:51	56.1	10/7/2012 5:01	58.4
4/7/2012 23:16	60.2	6/7/2012 0:26	61.9	7/7/2012 1:36	61.3	8/7/2012 2:46	58.3	9/7/2012 3:56	55.3	10/7/2012 5:06	56.6
4/7/2012 23:21	60.7	6/7/2012 0:31	60.9	7/7/2012 1:41	61.4	8/7/2012 2:51	58.4	9/7/2012 4:01	55.2	10/7/2012 5:11	57.0
4/7/2012 23:26	60.6	6/7/2012 0:36	60.1	7/7/2012 1:46	60.7	8/7/2012 2:56	58.2	9/7/2012 4:06	54.2	10/7/2012 5:16	57.1
4/7/2012 23:31	60.3	6/7/2012 0:41	60.5	7/7/2012 1:51	61.2	8/7/2012 3:01	57.8	9/7/2012 4:11	55.1	10/7/2012 5:21	57.1
4/7/2012 23:36	60.3	6/7/2012 0:46	60.4	7/7/2012 1:56	61.2	8/7/2012 3:06	58.7	9/7/2012 4:16	55.2	10/7/2012 5:26	57.3
4/7/2012 23:41	60.5	6/7/2012 0:51	59.5	7/7/2012 2:01	60.4	8/7/2012 3:11	57.8	9/7/2012 4:21	54.9	10/7/2012 5:31	56.1
4/7/2012 23:46	61.3	6/7/2012 0:56	59.7	7/7/2012 2:06	60.7	8/7/2012 3:16	57.9	9/7/2012 4:26	55.0	10/7/2012 5:36	56.3
4/7/2012 23:51	60.6	6/7/2012 1:01	59.2	7/7/2012 2:11	60.4	8/7/2012 3:21	57.9	9/7/2012 4:31	54.1	10/7/2012 5:41	56.9
4/7/2012 23:56	60.6	6/7/2012 1:06	60.1	7/7/2012 2:16	60.3	8/7/2012 3:26	57.6	9/7/2012 4:36	55.3	10/7/2012 5:46	56.4
5/7/2012 0:01	59.7	6/7/2012 1:11	59.0	7/7/2012 2:21	59.7	8/7/2012 3:31	58.9	9/7/2012 4:41	56.1	10/7/2012 5:51	56.7
5/7/2012 0:06	60.0	6/7/2012 1:16	59.2	7/7/2012 2:26	60.4	8/7/2012 3:36	57.6	9/7/2012 4:46	55.1	10/7/2012 5:56	55.9
5/7/2012 0:11	59.7	6/7/2012 1:21	59.9	7/7/2012 2:31	60.7	8/7/2012 3:41	57.6	9/7/2012 4:51	55.9	10/7/2012 6:01	56.7
5/7/2012 0:16	59.5	6/7/2012 1:26	58.9	7/7/2012 2:36	59.8	8/7/2012 3:46	57.6	9/7/2012 4:56	55.8	10/7/2012 6:06	56.0
5/7/2012 0:21	59.1	6/7/2012 1:31	58.4	7/7/2012 2:41	60.4	8/7/2012 3:51	57.6	9/7/2012 5:01	57.5	10/7/2012 6:11	56.0
5/7/2012 0:26	59.4	6/7/2012 1:36	58.5	7/7/2012 2:46	59.4	8/7/2012 3:56	57.8	9/7/2012 5:06	55.7	10/7/2012 6:16	56.7
5/7/2012 0:31	59.7	6/7/2012 1:41	59.0	7/7/2012 2:51	59.9	8/7/2012 4:01	57.7	9/7/2012 5:11	59.1	10/7/2012 6:21	57.7
5/7/2012 0:36	58.2	6/7/2012 1:46	58.6	7/7/2012 2:56	59.6	8/7/2012 4:06	57.8	9/7/2012 5:16	57.5	10/7/2012 6:26	56.5
5/7/2012 0:41	59.0	6/7/2012 1:51	58.5	7/7/2012 3:01	59.5	8/7/2012 4:11	57.7	9/7/2012 5:21	63.4	10/7/2012 6:31	56.4
5/7/2012 0:46	59.0	6/7/2012 1:56	59.3	7/7/2012 3:06	59.5	8/7/2012 4:16	57.0	9/7/2012 5:26	58.4	10/7/2012 6:36	56.7
5/7/2012 0:51	58.1	6/7/2012 2:01	58.1	7/7/2012 3:11	59.5	8/7/2012 4:21	57.7	9/7/2012 5:31	58.8	10/7/2012 6:41	56.6
5/7/2012 0:56	58.5	6/7/2012 2:06	58.4	7/7/2012 3:16	58.9	8/7/2012 4:26	56.9	9/7/2012 5:36	57.1	10/7/2012 6:46	55.9
5/7/2012 1:01	57.9	6/7/2012 2:11	58.0	7/7/2012 3:21	59.6	8/7/2012 4:31	57.1	9/7/2012 5:41	58.0	10/7/2012 6:51	56.0
5/7/2012 1:06	59.1	6/7/2012 2:16	58.3	7/7/2012 3:26	59.4	8/7/2012 4:36	57.4	9/7/2012 5:46	59.9	10/7/2012 6:56	55.6
5/7/2012 1:11	59.1	6/7/2012 2:21	57.3	7/7/2012 3:31	59.2	8/7/2012 4:41	57.1	9/7/2012 5:51	58.6	10/7/2012 23:01	61.8
5/7/2012 1:16	57.4	6/7/2012 2:26	57.9	7/7/2012 3:36	59.2	8/7/2012 4:46	56.8	9/7/2012 5:56	59.0	10/7/2012 23:06	62.1
5/7/2012 1:21	58.8	6/7/2012 2:31	57.3	7/7/2012 3:41	59.0	8/7/2012 4:51	57.4	9/7/2012 6:01	59.4	10/7/2012 23:11	62.0
5/7/2012 1:26	58.4	6/7/2012 2:36	58.2	7/7/2012 3:46	59.3	8/7/2012 4:56	57.5	9/7/2012 6:06	60.1	10/7/2012 23:16	61.8
5/7/2012 1:31	57.8	6/7/2012 2:41	57.2	7/7/2012 3:51	59.0	8/7/2012 5:01	57.3	9/7/2012 6:11	61.4	10/7/2012 23:21	61.4
5/7/2012 1:36	57.2	6/7/2012 2:46	57.9	7/7/2012 3:56	58.3	8/7/2012 5:06	57.8	9/7/2012 6:16	60.2	10/7/2012 23:26	61.0
5/7/2012 1:41	57.9	6/7/2012 2:51	58.2	7/7/2012 4:01	58.8	8/7/2012 5:11	57.5	9/7/2012 6:21	60.1	10/7/2012 23:31	60.4
5/7/2012 1:46	57.1	6/7/2012 2:56	56.4	7/7/2012 4:06	58.6	8/7/2012 5:16	58.8	9/7/2012 6:26	60.6	10/7/2012 23:36	60.2
5/7/2012 1:51	59.2	6/7/2012 3:01	56.8	7/7/2012 4:11	58.6	8/7/2012 5:21	58.3	9/7/2012 6:31	60.0	10/7/2012 23:41	60.5
5/7/2012 1:56	57.3	6/7/2012 3:06	56.5	7/7/2012 4:16	58.3	8/7/2012 5:26	57.4	9/7/2012 6:36	61.7	10/7/2012 23:46	60.2
5/7/2012 2:01	56.3	6/7/2012 3:11	55.6	7/7/2012 4:21	58.2	8/7/2012 5:31	58.3	9/7/2012 6:41	61.9	10/7/2012 23:51	61.1
5/7/2012 2:06	57.1	6/7/2012 3:16	56.5	7/7/2012 4:26	58.5	8/7/2012 5:36	58.8	9/7/2012 6:46	62.5	10/7/2012 23:56	60.4
5/7/2012 2:11	56.2	6/7/2012 3:21	56.8	7/7/2012 4:31	59.1	8/7/2012 5:41	59.6	9/7/2012 6:51	63.7	11/7/2012 0:01	59.7
5/7/2012 2:16	57.0	6/7/2012 3:26	56.1	7/7/2012 4:36	59.2	8/7/2012 5:46	58.6	9/7/2012 6:56	63.4	11/7/2012 0:06	60.0
5/7/2012 2:21	57.1	6/7/2012 3:31	56.2	7/7/2012 4:41	58.8	8/7/2012 5:51	58.8	9/7/2012 23:01	61.9	11/7/2012 0:11	60.4
5/7/2012 2:26	57.2	6/7/2012 3:36	57.5	7/7/2012 4:46	59.7	8/7/2012 5:56	58.5	9/7/2012 23:06	62.2	11/7/2012 0:16	60.0
5/7/2012 2:31	56.1	6/7/2012 3:41	57.3	7/7/2012 4:51	59.4	8/7/2012 6:01	58.6	9/7/2012 23:11	62.1	11/7/2012 0:21	59.5
5/7/2012 2:36	56.1	6/7/2012 3:46	56.6	7/7/2012 4:56	58.5	8/7/2012 6:06	59.2	9/7/2012 23:16	62.0	11/7/2012 0:26	60.7
5/7/2012 2:41	56.0	6/7/2012 3:51	56.7	7/7/2012 5:01	59.0	8/7/2012 6:11	60.5	9/7/2012 23:21	61.9	11/7/2012 0:31	60.2
5/7/2012 2:46	55.0	6/7/2012 3:56	56.6	7/7/2012 5:06	58.3	8/7/2012 6:16	59.9	9/7/2012 23:26	62.0	11/7/2012 0:36	59.3
5/7/2012 2:51	57.1	6/7/2012 4:01	62.3	7/7/2012 5:11	59.9	8/7/2012 6:21	59.4	9/7/2012 23:31	61.5	11/7/2012 0:41	59.7
5/7/2012 2:56	55.5	6/7/2012 4:06	60.7	7/7/2012 5:16	59.4	8/7/2012 6:26	59.1	9/7/2012 23:36	61.9	11/7/2012 0:46	59.7
5/7/2012 3:01	57.1	6/7/2012 4:11	58.3	7/7/2012 5:21	59.2	8/7/2012 6:31	59.4	9/7/2012 23:41	61.8	11/7/2012 0:51	59.7
5/7/2012 3:06	55.6	6/7/2012 4:16	57.1	7/7/2012 5:26	58.6	8/7/2012 6:36	63.3	9/7/2012 23:46	61.5	11/7/2012 0:56	58.1
5/7/2012 3:11	56.5	6/7/2012 4:21	58.0	7/7/2012 5:31	59.4	8/7/2012 6:41	61.5	9/7/2012 23:51	61.7	11/7/2012 1:01	58.2
5/7/2012 3:16	57.0	6/7/2012 4:26	57.8	7/7/2012 5:36	59.2	8/7/2012 6:46	59.7	9/7/2012 23:56	61.4	11/7/2012 1:06	59.6
5/7/2012 3:21	56.6	6/7/2012 4:31	57.4	7/7/2012 5:41	60.3	8/7/2012 6:51	62.5	10/7/2012 0:01	61.4	11/7/2012 1:11	58.1

Real-time Noise Data RTN2 (Oil Street Community Liaison Centre)

11/7/2012 1:16	57.7	12/7/2012 2:26	56.5	13/7/2012 3:36	56.3	14/7/2012 4:46	57.0	15/7/2012 5:56	60.0	16/7/2012 23:06	62.5
11/7/2012 1:21	57.6	12/7/2012 2:31	57.1	13/7/2012 3:41	55.1	14/7/2012 4:51	57.2	15/7/2012 6:01	61.1	16/7/2012 23:11	62.3
11/7/2012 1:26	60.8	12/7/2012 2:36	56.8	13/7/2012 3:46	55.8	14/7/2012 4:56	56.5	15/7/2012 6:06	60.8	16/7/2012 23:16	61.9
11/7/2012 1:31	57.8	12/7/2012 2:41	56.5	13/7/2012 3:51	55.6	14/7/2012 5:01	57.6	15/7/2012 6:11	60.8	16/7/2012 23:21	62.3
11/7/2012 1:36	59.9	12/7/2012 2:46	56.3	13/7/2012 3:56	60.0	14/7/2012 5:06	56.6	15/7/2012 6:16	61.2	16/7/2012 23:26	62.0
11/7/2012 1:41	58.2	12/7/2012 2:51	57.0	13/7/2012 4:01	56.5	14/7/2012 5:11	58.3	15/7/2012 6:21	61.7	16/7/2012 23:31	61.8
11/7/2012 1:46	58.3	12/7/2012 2:56	55.5	13/7/2012 4:06	56.3	14/7/2012 5:16	58.0	15/7/2012 6:26	61.7	16/7/2012 23:36	62.5
11/7/2012 1:51	57.8	12/7/2012 3:01	55.3	13/7/2012 4:11	55.2	14/7/2012 5:21	59.9	15/7/2012 6:31	62.3	16/7/2012 23:41	62.4
11/7/2012 1:56	57.1	12/7/2012 3:06	57.4	13/7/2012 4:16	56.7	14/7/2012 5:26	58.4	15/7/2012 6:36	62.8	16/7/2012 23:46	61.9
11/7/2012 2:01	57.7	12/7/2012 3:11	56.8	13/7/2012 4:21	56.0	14/7/2012 5:31	59.0	15/7/2012 6:41	63.0	16/7/2012 23:51	61.6
11/7/2012 2:06	58.4	12/7/2012 3:16	55.6	13/7/2012 4:26	56.2	14/7/2012 5:36	58.4	15/7/2012 6:46	63.8	16/7/2012 23:56	61.6
11/7/2012 2:11	56.6	12/7/2012 3:21	57.7	13/7/2012 4:31	55.5	14/7/2012 5:41	59.1	15/7/2012 6:51	63.7	17/7/2012 0:01	61.3
11/7/2012 2:16	57.0	12/7/2012 3:26	55.1	13/7/2012 4:36	55.2	14/7/2012 5:46	59.7	15/7/2012 6:56	63.6	17/7/2012 0:06	61.3
11/7/2012 2:21	57.1	12/7/2012 3:31	55.8	13/7/2012 4:41	56.4	14/7/2012 5:51	59.6	15/7/2012 23:01	62.3	17/7/2012 0:11	61.2
11/7/2012 2:26	57.1	12/7/2012 3:36	56.6	13/7/2012 4:46	57.8	14/7/2012 5:56	60.0	15/7/2012 23:06	61.5	17/7/2012 0:16	61.4
11/7/2012 2:31	57.3	12/7/2012 3:41	55.7	13/7/2012 4:51	58.5	14/7/2012 6:01	59.4	15/7/2012 23:11	61.7	17/7/2012 0:21	61.9
11/7/2012 2:36	56.1	12/7/2012 3:46	54.9	13/7/2012 4:56	56.1	14/7/2012 6:06	60.1	15/7/2012 23:16	61.5	17/7/2012 0:26	61.3
11/7/2012 2:41	56.3	12/7/2012 3:51	55.1	13/7/2012 5:01	56.6	14/7/2012 6:11	60.4	15/7/2012 23:21	61.6	17/7/2012 0:31	61.1
11/7/2012 2:46	56.9	12/7/2012 3:56	56.6	13/7/2012 5:06	56.3	14/7/2012 6:16	60.7	15/7/2012 23:26	61.3	17/7/2012 0:36	61.5
11/7/2012 2:51	56.4	12/7/2012 4:01	55.8	13/7/2012 5:11	56.1	14/7/2012 6:21	60.8	15/7/2012 23:31	61.0	17/7/2012 0:41	60.8
11/7/2012 2:56	56.7	12/7/2012 4:06	55.6	13/7/2012 5:16	57.2	14/7/2012 6:26	60.6	15/7/2012 23:36	60.8	17/7/2012 0:46	60.9
11/7/2012 3:01	55.9	12/7/2012 4:11	55.8	13/7/2012 5:21	57.3	14/7/2012 6:31	60.7	15/7/2012 23:41	61.4	17/7/2012 0:51	60.4
11/7/2012 3:06	56.7	12/7/2012 4:16	55.5	13/7/2012 5:26	58.0	14/7/2012 6:36	61.2	15/7/2012 23:46	61.3	17/7/2012 0:56	60.0
11/7/2012 3:11	56.0	12/7/2012 4:21	56.6	13/7/2012 5:31	60.4	14/7/2012 6:41	61.9	15/7/2012 23:51	60.8	17/7/2012 1:01	60.6
11/7/2012 3:16	56.0	12/7/2012 4:26	55.4	13/7/2012 5:36	57.1	14/7/2012 6:46	62.5	15/7/2012 23:56	61.0	17/7/2012 1:06	60.1
11/7/2012 3:21	56.7	12/7/2012 4:31	56.2	13/7/2012 5:41	57.2	14/7/2012 6:51	63.6	16/7/2012 0:01	60.0	17/7/2012 1:11	60.0
11/7/2012 3:26	57.7	12/7/2012 4:36	55.7	13/7/2012 5:46	59.5	14/7/2012 6:56	63.4	16/7/2012 0:06	60.1	17/7/2012 1:16	60.7
11/7/2012 3:31	56.5	12/7/2012 4:41	55.4	13/7/2012 5:51	59.6	14/7/2012 23:01	61.7	16/7/2012 0:11	59.8	17/7/2012 1:21	60.5
11/7/2012 3:36	56.4	12/7/2012 4:46	55.8	13/7/2012 5:56	58.0	14/7/2012 23:06	62.3	16/7/2012 0:16	59.9	17/7/2012 1:26	59.6
11/7/2012 3:41	56.7	12/7/2012 4:51	55.6	13/7/2012 6:01	59.1	14/7/2012 23:11	61.7	16/7/2012 0:21	60.0	17/7/2012 1:31	60.2
11/7/2012 3:46	56.6	12/7/2012 4:56	57.3	13/7/2012 6:06	59.4	14/7/2012 23:16	62.2	16/7/2012 0:26	60.2	17/7/2012 1:36	59.7
11/7/2012 3:51	55.9	12/7/2012 5:01	57.6	13/7/2012 6:11	59.7	14/7/2012 23:21	61.3	16/7/2012 0:31	59.8	17/7/2012 1:41	59.0
11/7/2012 3:56	56.0	12/7/2012 5:06	56.1	13/7/2012 6:16	59.7	14/7/2012 23:26	61.2	16/7/2012 0:36	59.3	17/7/2012 1:46	59.0
11/7/2012 4:01	55.6	12/7/2012 5:11	56.4	13/7/2012 6:21	58.8	14/7/2012 23:31	60.7	16/7/2012 0:41	59.6	17/7/2012 1:51	59.1
11/7/2012 4:06	55.7	12/7/2012 5:16	57.8	13/7/2012 6:26	60.4	14/7/2012 23:36	60.7	16/7/2012 0:46	59.2	17/7/2012 1:56	59.7
11/7/2012 4:11	57.7	12/7/2012 5:21	56.8	13/7/2012 6:31	60.3	14/7/2012 23:41	61.2	16/7/2012 0:51	59.1	17/7/2012 2:01	59.5
11/7/2012 4:16	55.6	12/7/2012 5:26	56.2	13/7/2012 6:36	60.9	14/7/2012 23:46	60.5	16/7/2012 0:56	58.5	17/7/2012 2:06	59.7
11/7/2012 4:21	55.9	12/7/2012 5:31	57.0	13/7/2012 6:41	62.0	14/7/2012 23:51	61.0	16/7/2012 1:01	58.4	17/7/2012 2:11	58.2
11/7/2012 4:26	56.0	12/7/2012 5:36	59.3	13/7/2012 6:46	61.8	14/7/2012 23:56	60.5	16/7/2012 1:06	58.8	17/7/2012 2:16	59.6
11/7/2012 4:31	55.9	12/7/2012 5:41	59.9	13/7/2012 6:51	63.0	15/7/2012 0:01	60.0	16/7/2012 1:11	58.6	17/7/2012 2:21	59.2
11/7/2012 4:36	55.6	12/7/2012 5:46	58.8	13/7/2012 6:56	62.9	15/7/2012 0:06	60.4	16/7/2012 1:16	58.0	17/7/2012 2:26	59.4
11/7/2012 4:41	55.9	12/7/2012 5:51	59.2	13/7/2012 23:01	61.9	15/7/2012 0:11	60.0	16/7/2012 1:21	58.2	17/7/2012 2:31	59.3
11/7/2012 4:46	55.6	12/7/2012 5:56	58.6	13/7/2012 23:06	62.0	15/7/2012 0:16	59.9	16/7/2012 1:26	58.8	17/7/2012 2:36	58.6
11/7/2012 4:51	55.7	12/7/2012 6:01	58.4	13/7/2012 23:11	61.6	15/7/2012 0:21	59.8	16/7/2012 1:31	57.7	17/7/2012 2:41	58.4
11/7/2012 4:56	55.5	12/7/2012 6:06	59.2	13/7/2012 23:16	61.7	15/7/2012 0:26	59.9	16/7/2012 1:36	58.5	17/7/2012 2:46	58.5
11/7/2012 5:01	56.5	12/7/2012 6:11	59.3	13/7/2012 23:21	60.9	15/7/2012 0:31	59.8	16/7/2012 1:41	58.3	17/7/2012 2:51	58.7
11/7/2012 5:06	56.4	12/7/2012 6:16	60.1	13/7/2012 23:26	60.8	15/7/2012 0:36	59.2	16/7/2012 1:46	57.8	17/7/2012 2:56	59.0
11/7/2012 5:11	56.8	12/7/2012 6:21	60.0	13/7/2012 23:31	60.5	15/7/2012 0:41	60.5	16/7/2012 1:51	57.5	17/7/2012 3:01	58.5
11/7/2012 5:16	57.3	12/7/2012 6:26	59.8	13/7/2012 23:36	60.8	15/7/2012 0:46	59.5	16/7/2012 1:56	57.3	17/7/2012 3:06	58.0
11/7/2012 5:21	55.9	12/7/2012 6:31	60.5	13/7/2012 23:41	61.1	15/7/2012 0:51	59.0	16/7/2012 2:01	57.6	17/7/2012 3:11	58.7
11/7/2012 5:26	58.9	12/7/2012 6:36	61.0	13/7/2012 23:46	60.3	15/7/2012 0:56	59.0	16/7/2012 2:06	57.6	17/7/2012 3:16	57.8
11/7/2012 5:31	58.7	12/7/2012 6:41	61.0	13/7/2012 23:51	60.8	15/7/2012 1:01	59.2	16/7/2012 2:11	56.9	17/7/2012 3:21	58.2
11/7/2012 5:36	58.4	12/7/2012 6:46	62.4	13/7/2012 23:56	60.8	15/7/2012 1:06	59.3	16/7/2012 2:16	56.8	17/7/2012 3:26	58.1
11/7/2012 5:41	58.3	12/7/2012 6:51	62.5	14/7/2012 0:01	60.3	15/7/2012 1:11	59.7	16/7/2012 2:21	56.7	17/7/2012 3:31	58.4
11/7/2012 5:46	57.2	12/7/2012 6:56	62.1	14/7/2012 0:06	60.3	15/7/2012 1:16	59.0	16/7/2012 2:26	57.0	17/7/2012 3:36	58.2
11/7/2012 5:51	58.2	12/7/2012 23:01	61.7	14/7/2012 0:11	60.0	15/7/2012 1:21	59.1	16/7/2012 2:31	56.9	17/7/2012 3:41	57.9
11/7/2012 5:56	59.2	12/7/2012 23:06	61.3	14/7/2012 0:16	60.3	15/7/2012 1:26	58.5	16/7/2012 2:36	56.5	17/7/2012 3:46	57.9
11/7/2012 6:01	58.3	12/7/2012 23:11	61.4	14/7/2012 0:21	60.2	15/7/2012 1:31	58.6	16/7/2012 2:41	56.1	17/7/2012 3:51	58.4
11/7/2012 6:06	58.8	12/7/2012 23:16	61.2	14/7/2012 0:26	60.3	15/7/2012 1:36	58.2	16/7/2012 2:46	56.6	17/7/2012 3:56	58.2
11/7/2012 6:11	58.8	12/7/2012 23:21	59.8	14/7/2012 0:31	60.2	15/7/2012 1:41	58.1	16/7/2012 2:51	56.6	17/7/2012 4:01	58.4
11/7/2012 6:16	60.5	12/7/2012 23:26	60.2	14/7/2012 0:36	59.8	15/7/2012 1:46	57.5	16/7/2012 2:56	56.0	17/7/2012 4:06	58.2
11/7/2012 6:21	60.0	12/7/2012 23:31	60.0	14/7/2012 0:41	60.1	15/7/2012 1:51	58.2	16/7/2012 3:01	56.3	17/7/2012 4:11	59.2
11/7/2012 6:26	59.6	12/7/2012 23:36	61.3	14/7/2012 0:46	59.2	15/7/2012 1:56	57.9	16/7/2012 3:06	56.3	17/7/2012 4:16	57.9
11/7/2012 6:31	60.1	12/7/2012 23:41	60.6	14/7/2012 0:51	59.6	15/7/2012 2:01	57.7	16/7/2012 3:11	56.2	17/7/2012 4:21	58.0
11/7/2012 6:36	59.9	12/7/2012 23:46	60.4	14/7/2012 0:56	59.9	15/7/2012 2:06	57.7	16/7/2012 3:16	56.1	17/7/2012 4:26	57.6
11/7/2012 6:41	60.9	12/7/2012 23:51	60.7	14/7/2012 1:01	60.9	15/7/2012 2:11	57.2	16/7/2012 3:21	56.1	17/7/2012 4:31	58.6
11/7/2012 6:46	61.5	12/7/2012 23:56	61.9	14/7/2012 1:06	61.4	15/7/2012 2:16	57.3	16/7/2012 3:26	56.6	17/7/2012 4:36	58.2
11/7/2012 6:51	62.8	13/7/2012 0:01	60.1	14/7/2012 1:11	62.0	15/7/2012 2:21	57.1	16/7/2012 3:31	55.8	17/7/2012 4:41	57.6
11/7/2012 6:56	63.2	13/7/2012 0:06	60.2	14/7/2012 1:16	61.1	15/7/2012 2:26	57.2	16/7/2012 3:36	56.0	17/7/2012 4:46	58.8
11/7/2012 23:01	62.1	13/7/2012 0:11	59.7	14/7/2012 1:21	59.9	15/7/2012 2:31	57.0	16/7/2012 3:41	55.8	17/7/2012 4:51	58.1
11/7/2012 23:06	61.6	13/7/2012 0:16	60.3	14/7/2012 1:26	59.9	15/7/2012 2:36	57.1	16/7/2012 3:46	55.9	17/7/2012 4:56	58.5
11/7/2012 23:11	61.9	13/7/2012 0:21	60.4	14/7/2012 1:31	58.9	15/7/2012 2:41	56.7	16/7/2012 3:51	56.0	17/7/2012 5:01	58.4
11/7/2012 23:16	61.7	13/7/2012 0:26	60.5	14/7/2012 1:36	59.5	15/7/2012 2:46	56.7	16/7/2012 3:56	57.3	17/7/2012 5:06	58.8
11/7/2012 23:21	61.2	13/7/2012 0:31	59.7	14/7/2012 1:41	59.1	15/7/2012 2:51	56.8	16/7/2012 4:01	55.8	17/7/2012 5:11	58.2
11/7/2012 23:26	60.8	13/7/2012 0:36	59.6	14/7/2012 1:46	58.7	15/7/2012 2:56	56.2	16/7/2012 4:06	55.5	17/7/2012 5:16	59.1
11/7/2012 23:31	61.1	13/7/2012 0:41	59.4	14/7/2012 1:51	58.6	15/7/2012 3:01	56.5	16/7/2012 4:11	56.3	17/7/2012 5:21	58.2
11/7/2012 23:36	61.3	13/7/2012 0:46	58.8	14/7/2012 1:56	58.5	15/7/2012 3:06	56.5	16/7/2012 4:16	56.1	17/7/2012 5:26	60.0
11/7/2012 23:41	61.1	13/7/2012 0:51	59.2	14/7/2012 2:01	58.6	15/7/2012 3:11	57.0	16/7/2012 4:21	56.0	17/7/2012 5:31	59.2
11/7/2012 23:46	60.5	13/7/2012 0:56	58.6	14/7/2012 2:06	58.5	15/7/2012 3:16	56.7	16/7/2012 4:26	56.0	17/7/2012 5:36	59.2
11/7/2012 23:51	60.6	13/7/2012 1:01	58.3	14/7/2012 2:11	57.8	15/7/2012 3:21	56.6	16/7/2012 4:31	55.6	17/7/2012 5:41	60.0
11/7/2012 23:56	60.1	13/7/2012 1:06	58.1	14/7/2012 2:16	57.9	15/7/2012 3:26	56.4	16/7/2012 4:36	55.6	17/7/2012 5:46	60.3
12/7/2012 0:01	60.2	13/7/2012 1:11	58.2	14/7/2012 2:21	57.6	15/7/2012 3:31	56.2	16/7/2012 4:41	56.4	17/7/2012 5:51	60.2
12/7/2012 0:06	60.5	13/7/2012 1:16	57.9	14/7/2012 2:26	57.8	15/7/2012 3:36	56.1	16/7/2012 4:46	56.5	17/7/2012 5:56	60.4
12/7/2012 0:11	60.5	13/7/2012 1:21	57.7	14/7/2012 2:31	58.2	15/7/2012 3:41	56.6	16/7/2012 4:51	56.9	17/7/2012 6:01	61.1
12/7/2012 0:16	59.5	13/7/2012 1:26	57.5	14/7/2012 2:36	57.6	15/7/2012 3:46	56.0	16/7/2012 4:56	56.5	17/7/2012 6:06	60.5
12/7/2012 0:21	59.6	13/7/2012 1:31	57.9	14/7/2012 2:41	57.9	15/7/2012 3:51	56.2	16/7/2012 5:01	57.4	17/7/2012 6:11	60.9
12/7/2012 0:26	60.2	13/7/2012 1:36	58.1	14/7/2012 2:46	57.5	15/7/2012 3:56	56.4	16/7/2012 5:06	56.7	17/7/2012 6:16	61.6
12/7/2012 0:31	59.8	13/7/2012 1:41	59.3	14/7/2012 2:51	57.5	15/7/2012 4:01	55.9	16/7/2012 5:11	57.6	17/7/2012 6:21	60.7
12/7/2012 0:36	58.9	13/7/2012 1:46	57.6	14/7/2012 2:56	57.4	15/7/2012 4:06	55.6	16/7/2012 5:16	57.8	17/7/2012 6:26	61.7
12/7/2012 0:41	59.0	13/7/2012 1:51	57.4	14/7/2012 3:01	57.2	15/7/2012 4:11	56.7	16/7/2012 5:21	60.1	17/7/2012 6:31	62.0
12/7/2012 0:46	59.6	13/7/2012 1:56	57.5	14/7/2012 3:06	57.4	15/7/2012 4:16	56.7	16/7/2012 5:26	58.6	17/7/2012 6:36	62.3
12/7/2012 0:51	59.0	13/7/2012 2:01	58.1	14/7/2012 3:11	57.2	15/7/2012 4:21	57.0	16/7/2012 5:31	59.2	17/7/2012 6:41	62.5
12/7/2012 0:56	58.7	13/7/2012 2:06	57.7	14/7/2012 3:16	56.8	15/7/2012 4:26	56.7	16/7/2012 5:36	58.0	17/7/2012 6:46	63.2
12/7/2012 1:01	58.1	13/7/2012 2:11	57.7	14/7/2012 3:21	57.2	15/7/2012 4:31	56.6	16/7/2012 5:41	58.5	17/7/2012 6:51	63.3
12/7/2012 1:06	58.5	13/7/2012 2:16	57.2	14/7/2012 3:26	57.5	15/7/2012 4:36	56.1	16/7/2012 5:46	59.2	17/7/2012 6:56	63.4
12/7/2012 1:11	58.3	13/7/2012 2:21	56.4	14/7/2012 3:31	57.1	15/7/2012 4:41	57.1	16/7/2012 5:51	59.1	17/7/2012 23:01	60.5
12/7/2012 1:16	58.1	13/7/2012 2:26	57.5	14/7/2012 3:36	57.0	15/7/2012 4:46	56.9	16/7/2012 5:56	59.1	17/7/2012 23:06	60.4
12/7/2012 1:21	57.7	13/7/2012 2:31	56.9	14/7/2012 3:41	56.8	15/7/2012 4:51	57.1	16/7/2012 6:01	59.6	17/7/2012 23:11	61.6
12/7/2012 1:26	57.6	13/7/2012 2:36	56.9	14/7/2012 3:46	57.1	15/7/2012 4:56	58.0	16/7/2012 6:06	59.9	17/7/2012 23:16	60.8
12/7/2012 1:31	58.2	13/7/2012 2:41	55.8	14/7/2012 3:51	57.0	15/7/2012 5:01	58.6	16/7/2012 6:11	60.3	17/7/2012 23:21	61.3
12/7/2012 1:36	58.3	13/7/2012 2:46	57.1	14/7/2012 3:56	56.7	15/7/2012 5:06	58.0	16/7/2012 6:16	60.4	17/7/2012 23:26	61.1
12/7/2012 1:41	58.2	13/7/2012 2:51	56.9	14/7/2012 4:01	56.5	15/7/2012 5:11	57.8	16/7/2012 6:21	60.3	17/7/2012 23:31	61.6
12/7/2012 1:46	57.9	13/7/2012 2:56	55.6	14/7/2012 4:06	56.3	15/7/2012 5:16	58.8	16/7/2012 6:26	60.7	17/7/2012 23:36	60.9
12/7/2012 1:51	56.9	13/7/2012 3:01	55.6	14/7/2012 4:11	57.1	15/7/2012 5:21	59.7	16/7/2012 6:31	60.8	17/7/2012 23:41	61.1
12/7/2012 1:56	57.8	13/7/2012 3:06	56.5	14/7/2012 4:16	56.6	15/7/2012 5:26	59.1	16/7/2012 6:36	61.5	17/7/2012 23:46	61.4
12/7/2012 2:01	58.0	13/7/2012 3:11	56.2	14/7/2012 4:21	56.5	15/7/2012 5:31	58.5	16/7/2012 6:41	62.0	17/7/2012 23:51	60.6
12/7/2012 2:06	57.4	13/7/2012 3:16	56.5	14/7/2012 4:26	56.7	15/7/2012 5:36	59.0	16/7/2012 6:46	62.5	17/7/2012 23:56	60.4
12/7/2012 2:11	58.4	13/7/2012 3:21	56.0	14/7/2012 4:31	56.6	15/7/2012 5:41	59.9	16/7/2012 6:51	63.3	18/7/2012 0:01	60.6
12/7/2012 2:16	57.3	13/7/2012 3:26	56.3	14/7/2012 4:36	56.7	15/7/2012 5:46	59.9	16/7/2012 6:56	63.3	18/7/2012 0:06	60.8
12/7/2012 2:21	57.0	13/7/2012 3:31	55.1	14/7/2012 4:41	57.1	15/7/2012 5:51	59.9	16/7/2012 23:01	62.2	18/7/2012 0:11	59.8

Real-time Noise Data RTN2 (Oil Street Community Liaison Centre)

18/7/2012 0:16	60.8	19/7/2012 1:26	59.3	20/7/2012 2:36	58.4	21/7/2012 3:46	57.8	22/7/2012 4:56	59.3	23/7/2012 6:06	58.7
18/7/2012 0:21	60.2	19/7/2012 1:31	57.9	20/7/2012 2:41	57.2	21/7/2012 3:51	58.2	22/7/2012 5:01	59.4	23/7/2012 6:11	60.1
18/7/2012 0:26	61.1	19/7/2012 1:36	58.3	20/7/2012 2:46	57.1	21/7/2012 3:56	58.6	22/7/2012 5:06	58.9	23/7/2012 6:16	60.3
18/7/2012 0:31	60.7	19/7/2012 1:41	58.9	20/7/2012 2:51	58.2	21/7/2012 4:01	58.1	22/7/2012 5:11	57.7	23/7/2012 6:21	59.9
18/7/2012 0:36	60.0	19/7/2012 1:46	59.4	20/7/2012 2:56	56.9	21/7/2012 4:06	57.6	22/7/2012 5:16	57.9	23/7/2012 6:26	60.3
18/7/2012 0:41	60.6	19/7/2012 1:51	57.9	20/7/2012 3:01	57.0	21/7/2012 4:11	56.7	22/7/2012 5:21	58.1	23/7/2012 6:31	60.4
18/7/2012 0:46	59.6	19/7/2012 1:56	60.3	20/7/2012 3:06	60.2	21/7/2012 4:16	56.9	22/7/2012 5:26	59.2	23/7/2012 6:36	61.4
18/7/2012 0:51	59.2	19/7/2012 2:01	58.0	20/7/2012 3:11	56.4	21/7/2012 4:21	57.6	22/7/2012 5:31	60.2	23/7/2012 6:41	61.7
18/7/2012 0:56	59.9	19/7/2012 2:06	58.0	20/7/2012 3:16	56.5	21/7/2012 4:26	57.1	22/7/2012 5:36	58.1	23/7/2012 6:46	62.8
18/7/2012 1:01	60.2	19/7/2012 2:11	57.8	20/7/2012 3:21	56.6	21/7/2012 4:31	56.9	22/7/2012 5:41	59.4	23/7/2012 6:51	62.5
18/7/2012 1:06	60.4	19/7/2012 2:16	58.0	20/7/2012 3:26	56.9	21/7/2012 4:36	57.5	22/7/2012 5:46	58.8	23/7/2012 6:56	62.7
18/7/2012 1:11	60.0	19/7/2012 2:21	58.0	20/7/2012 3:31	56.7	21/7/2012 4:41	57.5	22/7/2012 5:51	59.7	23/7/2012 23:01	64.9
18/7/2012 1:16	58.8	19/7/2012 2:26	57.9	20/7/2012 3:36	56.4	21/7/2012 4:46	57.9	22/7/2012 5:56	58.2	23/7/2012 23:06	65.5
18/7/2012 1:21	59.3	19/7/2012 2:31	58.3	20/7/2012 3:41	55.5	21/7/2012 4:51	57.8	22/7/2012 6:01	59.3	23/7/2012 23:11	64.8
18/7/2012 1:26	58.6	19/7/2012 2:36	57.4	20/7/2012 3:46	56.8	21/7/2012 4:56	57.1	22/7/2012 6:06	59.1	23/7/2012 23:16	65.3
18/7/2012 1:31	58.5	19/7/2012 2:41	57.4	20/7/2012 3:51	56.7	21/7/2012 5:01	57.3	22/7/2012 6:11	59.1	23/7/2012 23:21	64.6
18/7/2012 1:36	58.1	19/7/2012 2:46	56.7	20/7/2012 3:56	56.5	21/7/2012 5:06	57.5	22/7/2012 6:16	59.5	23/7/2012 23:26	64.3
18/7/2012 1:41	58.4	19/7/2012 2:51	58.0	20/7/2012 4:01	57.2	21/7/2012 5:11	57.7	22/7/2012 6:21	59.3	23/7/2012 23:31	63.9
18/7/2012 1:46	57.7	19/7/2012 2:56	56.3	20/7/2012 4:06	56.9	21/7/2012 5:16	57.9	22/7/2012 6:26	60.1	23/7/2012 23:36	65.3
18/7/2012 1:51	58.9	19/7/2012 3:01	56.8	20/7/2012 4:11	56.1	21/7/2012 5:21	57.5	22/7/2012 6:31	59.0	23/7/2012 23:41	64.7
18/7/2012 1:56	57.8	19/7/2012 3:06	56.2	20/7/2012 4:16	56.2	21/7/2012 5:26	58.6	22/7/2012 6:36	59.9	23/7/2012 23:46	64.6
18/7/2012 2:01	57.4	19/7/2012 3:11	56.7	20/7/2012 4:21	55.5	21/7/2012 5:31	59.6	22/7/2012 6:41	59.2	23/7/2012 23:51	65.3
18/7/2012 2:06	57.5	19/7/2012 3:16	56.1	20/7/2012 4:26	58.7	21/7/2012 5:36	59.0	22/7/2012 6:46	60.5	23/7/2012 23:56	64.7
18/7/2012 2:11	57.3	19/7/2012 3:21	56.0	20/7/2012 4:31	56.1	21/7/2012 5:41	60.0	22/7/2012 6:51	62.4	24/7/2012 0:01	65.2
18/7/2012 2:16	57.7	19/7/2012 3:26	55.8	20/7/2012 4:36	57.3	21/7/2012 5:46	60.8	22/7/2012 6:56	60.9	24/7/2012 0:06	65.4
18/7/2012 2:21	57.2	19/7/2012 3:31	57.7	20/7/2012 4:41	57.6	21/7/2012 5:51	60.7	22/7/2012 23:01	62.1	24/7/2012 0:11	63.0
18/7/2012 2:26	57.2	19/7/2012 3:36	56.6	20/7/2012 4:46	58.1	21/7/2012 5:56	60.0	22/7/2012 23:06	62.3	24/7/2012 0:16	62.4
18/7/2012 2:31	56.6	19/7/2012 3:41	56.4	20/7/2012 4:51	56.7	21/7/2012 6:01	60.2	22/7/2012 23:11	62.0	24/7/2012 0:21	63.9
18/7/2012 2:36	56.8	19/7/2012 3:46	56.3	20/7/2012 4:56	56.4	21/7/2012 6:06	60.4	22/7/2012 23:16	61.5	24/7/2012 0:26	64.7
18/7/2012 2:41	57.2	19/7/2012 3:51	57.5	20/7/2012 5:01	56.3	21/7/2012 6:11	61.0	22/7/2012 23:21	61.0	24/7/2012 0:31	65.5
18/7/2012 2:46	56.9	19/7/2012 3:56	56.5	20/7/2012 5:06	57.3	21/7/2012 6:16	60.9	22/7/2012 23:26	60.9	24/7/2012 0:36	65.1
18/7/2012 2:51	57.7	19/7/2012 4:01	56.8	20/7/2012 5:11	56.8	21/7/2012 6:21	59.9	22/7/2012 23:31	60.6	24/7/2012 0:41	64.9
18/7/2012 2:56	56.7	19/7/2012 4:06	56.6	20/7/2012 5:16	57.5	21/7/2012 6:26	60.2	22/7/2012 23:36	61.5	24/7/2012 0:46	64.9
18/7/2012 3:01	56.2	19/7/2012 4:11	56.8	20/7/2012 5:21	57.3	21/7/2012 6:31	59.6	22/7/2012 23:41	61.0	24/7/2012 0:51	62.5
18/7/2012 3:06	56.8	19/7/2012 4:16	55.9	20/7/2012 5:26	58.2	21/7/2012 6:36	61.2	22/7/2012 23:46	60.9	24/7/2012 0:56	63.3
18/7/2012 3:11	56.1	19/7/2012 4:21	57.1	20/7/2012 5:31	58.0	21/7/2012 6:41	61.2	22/7/2012 23:51	60.9	24/7/2012 1:01	63.2
18/7/2012 3:16	56.3	19/7/2012 4:26	56.9	20/7/2012 5:36	62.2	21/7/2012 6:46	61.6	22/7/2012 23:56	61.2	24/7/2012 1:06	63.4
18/7/2012 3:21	56.5	19/7/2012 4:31	56.2	20/7/2012 5:41	59.9	21/7/2012 6:51	62.3	23/7/2012 0:01	60.8	24/7/2012 1:11	65.4
18/7/2012 3:26	55.8	19/7/2012 4:36	57.1	20/7/2012 5:46	63.6	21/7/2012 6:56	62.8	23/7/2012 0:06	60.6	24/7/2012 1:16	65.5
18/7/2012 3:31	57.1	19/7/2012 4:41	56.8	20/7/2012 5:51	59.8	21/7/2012 23:01	62.0	23/7/2012 0:11	60.6	24/7/2012 1:21	65.3
18/7/2012 3:36	57.7	19/7/2012 4:46	57.1	20/7/2012 5:56	60.0	21/7/2012 23:06	62.2	23/7/2012 0:16	62.5	24/7/2012 1:26	65.3
18/7/2012 3:41	57.3	19/7/2012 4:51	57.0	20/7/2012 6:01	60.1	21/7/2012 23:11	62.1	23/7/2012 0:21	59.7	24/7/2012 1:31	65.4
18/7/2012 3:46	56.7	19/7/2012 4:56	57.0	20/7/2012 6:06	60.0	21/7/2012 23:16	62.1	23/7/2012 0:26	59.7	24/7/2012 1:36	64.8
18/7/2012 3:51	56.9	19/7/2012 5:01	55.7	20/7/2012 6:11	60.8	21/7/2012 23:21	61.6	23/7/2012 0:31	64.8	24/7/2012 1:41	64.9
18/7/2012 3:56	57.2	19/7/2012 5:06	57.1	20/7/2012 6:16	59.5	21/7/2012 23:26	62.4	23/7/2012 0:36	60.2	24/7/2012 1:46	64.3
18/7/2012 4:01	55.6	19/7/2012 5:11	59.1	20/7/2012 6:21	61.0	21/7/2012 23:31	61.3	23/7/2012 0:41	60.5	24/7/2012 1:51	63.0
18/7/2012 4:06	56.1	19/7/2012 5:16	59.8	20/7/2012 6:26	64.4	21/7/2012 23:36	61.5	23/7/2012 0:46	60.0	24/7/2012 1:56	64.0
18/7/2012 4:11	55.7	19/7/2012 5:21	57.1	20/7/2012 6:31	61.2	21/7/2012 23:41	61.2	23/7/2012 0:51	59.3	24/7/2012 2:01	62.2
18/7/2012 4:16	55.3	19/7/2012 5:26	57.6	20/7/2012 6:36	61.8	21/7/2012 23:46	62.0	23/7/2012 0:56	59.5	24/7/2012 2:06	61.5
18/7/2012 4:21	56.8	19/7/2012 5:31	57.4	20/7/2012 6:41	61.8	21/7/2012 23:51	61.5	23/7/2012 1:01	59.2	24/7/2012 2:11	60.4
18/7/2012 4:26	56.0	19/7/2012 5:36	59.0	20/7/2012 6:46	62.7	21/7/2012 23:56	61.9	23/7/2012 1:06	59.2	24/7/2012 2:16	61.5
18/7/2012 4:31	55.9	19/7/2012 5:41	58.4	20/7/2012 6:51	62.3	22/7/2012 0:01	60.9	23/7/2012 1:11	58.6	24/7/2012 2:21	60.7
18/7/2012 4:36	55.7	19/7/2012 5:46	60.1	20/7/2012 6:56	62.6	22/7/2012 0:06	61.5	23/7/2012 1:16	59.4	24/7/2012 2:26	60.0
18/7/2012 4:41	55.7	19/7/2012 5:51	59.4	20/7/2012 23:01	62.7	22/7/2012 0:11	61.8	23/7/2012 1:21	58.0	24/7/2012 2:31	61.9
18/7/2012 4:46	56.8	19/7/2012 5:56	59.3	20/7/2012 23:06	61.3	22/7/2012 0:16	61.6	23/7/2012 1:26	58.3	24/7/2012 2:36	64.7
18/7/2012 4:51	55.9	19/7/2012 6:01	59.6	20/7/2012 23:11	62.3	22/7/2012 0:21	60.9	23/7/2012 1:31	58.3	24/7/2012 2:41	64.9
18/7/2012 4:56	56.9	19/7/2012 6:06	60.3	20/7/2012 23:16	62.2	22/7/2012 0:26	60.5	23/7/2012 1:36	58.4	24/7/2012 2:46	64.8
18/7/2012 5:01	56.4	19/7/2012 6:11	60.6	20/7/2012 23:21	61.5	22/7/2012 0:31	60.7	23/7/2012 1:41	57.7	24/7/2012 2:51	63.2
18/7/2012 5:06	56.5	19/7/2012 6:16	59.8	20/7/2012 23:26	61.8	22/7/2012 0:36	60.2	23/7/2012 1:46	57.4	24/7/2012 2:56	62.1
18/7/2012 5:11	56.6	19/7/2012 6:21	60.4	20/7/2012 23:31	62.5	22/7/2012 0:41	60.6	23/7/2012 1:51	57.9	24/7/2012 3:01	64.7
18/7/2012 5:16	57.8	19/7/2012 6:26	61.3	20/7/2012 23:36	62.9	22/7/2012 0:46	60.6	23/7/2012 1:56	57.0	24/7/2012 3:06	63.3
18/7/2012 5:21	57.2	19/7/2012 6:31	61.0	20/7/2012 23:41	62.2	22/7/2012 0:51	60.4	23/7/2012 2:01	56.7	24/7/2012 3:11	61.8
18/7/2012 5:26	56.7	19/7/2012 6:36	60.7	20/7/2012 23:46	61.5	22/7/2012 0:56	60.9	23/7/2012 2:06	57.5	24/7/2012 3:16	61.9
18/7/2012 5:31	58.7	19/7/2012 6:41	61.6	20/7/2012 23:51	60.3	22/7/2012 1:01	60.4	23/7/2012 2:11	56.7	24/7/2012 3:21	64.0
18/7/2012 5:36	60.0	19/7/2012 6:46	62.4	20/7/2012 23:56	61.3	22/7/2012 1:06	60.1	23/7/2012 2:16	57.3	24/7/2012 3:26	64.8
18/7/2012 5:41	61.1	19/7/2012 6:51	62.6	21/7/2012 0:01	61.0	22/7/2012 1:11	59.9	23/7/2012 2:21	57.2	24/7/2012 3:31	62.4
18/7/2012 5:46	60.0	19/7/2012 6:56	62.2	21/7/2012 0:06	61.3	22/7/2012 1:16	59.8	23/7/2012 2:26	55.4	24/7/2012 3:36	60.4
18/7/2012 5:51	59.7	19/7/2012 23:01	61.1	21/7/2012 0:11	60.5	22/7/2012 1:21	59.3	23/7/2012 2:31	56.9	24/7/2012 3:41	59.7
18/7/2012 5:56	60.8	19/7/2012 23:06	61.7	21/7/2012 0:16	60.1	22/7/2012 1:26	59.8	23/7/2012 2:36	57.7	24/7/2012 3:46	59.3
18/7/2012 6:01	60.1	19/7/2012 23:11	62.2	21/7/2012 0:21	61.0	22/7/2012 1:31	59.0	23/7/2012 2:41	56.2	24/7/2012 3:51	59.2
18/7/2012 6:06	64.0	19/7/2012 23:16	61.9	21/7/2012 0:26	61.3	22/7/2012 1:36	59.4	23/7/2012 2:46	56.6	24/7/2012 3:56	59.9
18/7/2012 6:11	65.0	19/7/2012 23:21	61.4	21/7/2012 0:31	60.9	22/7/2012 1:41	59.3	23/7/2012 2:51	57.0	24/7/2012 4:01	59.9
18/7/2012 6:16	65.3	19/7/2012 23:26	61.4	21/7/2012 0:36	60.7	22/7/2012 1:46	59.6	23/7/2012 2:56	56.2	24/7/2012 4:06	61.6
18/7/2012 6:21	64.2	19/7/2012 23:31	61.0	21/7/2012 0:41	60.3	22/7/2012 1:51	59.3	23/7/2012 3:01	57.4	24/7/2012 4:11	63.2
18/7/2012 6:26	62.1	19/7/2012 23:36	61.2	21/7/2012 0:46	61.3	22/7/2012 1:56	59.1	23/7/2012 3:06	56.5	24/7/2012 4:16	64.1
18/7/2012 6:31	64.1	19/7/2012 23:41	60.9	21/7/2012 0:51	62.1	22/7/2012 2:01	58.9	23/7/2012 3:11	56.7	24/7/2012 4:21	63.8
18/7/2012 6:36	64.1	19/7/2012 23:46	60.6	21/7/2012 0:56	60.5	22/7/2012 2:06	59.0	23/7/2012 3:16	58.2	24/7/2012 4:26	61.0
18/7/2012 6:41	64.2	19/7/2012 23:51	61.1	21/7/2012 1:01	60.2	22/7/2012 2:11	59.4	23/7/2012 3:21	56.1	24/7/2012 4:31	61.0
18/7/2012 6:46	65.0	19/7/2012 23:56	60.9	21/7/2012 1:06	60.2	22/7/2012 2:16	59.2	23/7/2012 3:26	56.0	24/7/2012 4:36	61.1
18/7/2012 6:51	64.8	20/7/2012 0:01	60.6	21/7/2012 1:11	60.0	22/7/2012 2:21	59.2	23/7/2012 3:31	55.7	24/7/2012 4:41	60.7
18/7/2012 6:56	65.4	20/7/2012 0:06	60.5	21/7/2012 1:16	60.6	22/7/2012 2:26	58.4	23/7/2012 3:36	56.2	24/7/2012 4:46	61.4
18/7/2012 23:01	62.7	20/7/2012 0:11	60.5	21/7/2012 1:21	59.5	22/7/2012 2:31	58.5	23/7/2012 3:41	56.8	24/7/2012 4:51	59.9
18/7/2012 23:06	62.7	20/7/2012 0:16	60.5	21/7/2012 1:26	59.1	22/7/2012 2:36	58.9	23/7/2012 3:46	56.5	24/7/2012 4:56	59.3
18/7/2012 23:11	62.7	20/7/2012 0:21	60.3	21/7/2012 1:31	60.3	22/7/2012 2:41	58.1	23/7/2012 3:51	56.2	24/7/2012 5:01	58.9
18/7/2012 23:16	61.6	20/7/2012 0:26	59.7	21/7/2012 1:36	59.2	22/7/2012 2:46	58.3	23/7/2012 3:56	56.0	24/7/2012 5:06	58.8
18/7/2012 23:21	61.5	20/7/2012 0:31	59.9	21/7/2012 1:41	59.5	22/7/2012 2:51	58.5	23/7/2012 4:01	55.6	24/7/2012 5:11	59.6
18/7/2012 23:26	61.1	20/7/2012 0:36	59.7	21/7/2012 1:46	59.2	22/7/2012 2:56	58.5	23/7/2012 4:06	56.7	24/7/2012 5:16	59.7
18/7/2012 23:31	61.6	20/7/2012 0:41	59.4	21/7/2012 1:51	59.9	22/7/2012 3:01	58.6	23/7/2012 4:11	55.7	24/7/2012 5:21	60.5
18/7/2012 23:36	61.2	20/7/2012 0:46	59.9	21/7/2012 1:56	59.0	22/7/2012 3:06	58.6	23/7/2012 4:16	56.1	24/7/2012 5:26	60.3
18/7/2012 23:41	61.2	20/7/2012 0:51	60.7	21/7/2012 2:01	59.7	22/7/2012 3:11	59.1	23/7/2012 4:21	56.1	24/7/2012 5:31	59.0
18/7/2012 23:46	61.4	20/7/2012 0:56	59.8	21/7/2012 2:06	59.1	22/7/2012 3:16	58.6	23/7/2012 4:26	55.6	24/7/2012 5:36	59.4
18/7/2012 23:51	61.3	20/7/2012 1:01	59.5	21/7/2012 2:11	59.7	22/7/2012 3:21	58.9	23/7/2012 4:31	55.4	24/7/2012 5:41	59.8
18/7/2012 23:56	61.1	20/7/2012 1:06	59.1	21/7/2012 2:16	58.4	22/7/2012 3:26	58.3	23/7/2012 4:36	56.1	24/7/2012 5:46	59.7
19/7/2012 0:01	60.6	20/7/2012 1:11	59.6	21/7/2012 2:21	58.5	22/7/2012 3:31	59.0	23/7/2012 4:41	56.1	24/7/2012 5:51	59.8
19/7/2012 0:06	61.1	20/7/2012 1:16	59.0	21/7/2012 2:26	58.5	22/7/2012 3:36	58.9	23/7/2012 4:46	55.1	24/7/2012 5:56	60.4
19/7/2012 0:11	61.1	20/7/2012 1:21	58.4	21/7/2012 2:31	58.8	22/7/2012 3:41	57.8	23/7/2012 4:51	58.2	24/7/2012 6:01	60.3
19/7/2012 0:16	60.7	20/7/2012 1:26	58.2	21/7/2012 2:36	58.1	22/7/2012 3:46	58.3	23/7/2012 4:56	56.8	24/7/2012 6:06	63.1
19/7/2012 0:21	60.8	20/7/2012 1:31	58.6	21/7/2012 2:41	58.4	22/7/2012 3:51	58.2	23/7/2012 5:01	56.6	24/7/2012 6:11	60.1
19/7/2012 0:26	60.6	20/7/2012 1:36	58.6	21/7/2012 2:46	58.0	22/7/2012 3:56	58.3	23/7/2012 5:06	56.9	24/7/2012 6:16	59.5
19/7/2012 0:31	61.0	20/7/2012 1:41	59.0	21/7/2012 2:51	58.0	22/7/2012 4:01	58.6	23/7/2012 5:11	57.3	24/7/2012 6:21	58.7
19/7/2012 0:36	59.6	20/7/2012 1:46	58.2	21/7/2012 2:56	58.1	22/7/2012 4:06	58.5	23/7/2012 5:16	56.1	24/7/2012 6:26	59.9
19/7/2012 0:41	59.4	20/7/2012 1:51	59.0	21/7/2012 3:01	58.4	22/7/2012 4:11	59.2	23/7/2012 5:21	57.4	24/7/2012 6:31	60.4
19/7/2012 0:46	60.9	20/7/2012 1:56	56.8	21/7/2012 3:06	57.6	22/7/2012 4:16	57.2	23/7/2012 5:26	58.0	24/7/2012 6:36	62.0
19/7/2012 0:51	59.4	20/7/2012 2:01	58.2	21/7/2012 3:11	58.2	22/7/2012 4:21	58.2	23/7/2012 5:31	59.9	24/7/2012 6:41	60.6
19/7/2012 0:56	59.3	20/7/2012 2:06	58.6	21/7/2012 3:16	57.8	22/7/2012 4:26	59.2	23/7/2012 5:36	60.5	24/7/2012 6:46	60.9
19/7/2012 1:01	58.8	20/7/2012 2:11	58.1	21/7/2012 3:21	57.5	22/7/2012 4:31	58.3	23/7/2012 5:41	59.0	24/7/2012 6:51	63.0
19/7/2012 1:06	58.9	20/7/2012 2:16	57.0	21/7/2012 3:26	57.9	22/7/2012 4:36	58.3	23/7/2012 5:46	59.6	24/7/2012 6:56	63.9
19/7/2012 1:11	59.6	20/7/2012 2:21	57.4	21/7/2012 3:31	58.2	22/7/2012 4:41	58.5	23/7/2012 5:51	58.2	24/7/2012 23:01	62.7
19/7/2012 1:16	58.9	20/7/2012 2:26	59.1	21/7/2012 3:36	58.1	22/7/2012 4:46	58.6	23/7/2012 5:56	58.3	24/7/2012 23:06	62.9
19/7/2012 1:21	59.8	20/7/2012 2:31	58.5	21/7/2012 3:41	57.5	22/7/2012 4:51	59.4	23/7/2012 6:01	59.9	24/7/2012 23:11	63.1

Real-time Noise Data RTN2 (Oil Street Community Liaison Centre)

24/7/2012 23:16	63.3
24/7/2012 23:21	62.6
24/7/2012 23:26	62.1
24/7/2012 23:31	62.3
24/7/2012 23:36	62.4
24/7/2012 23:41	62.0
24/7/2012 23:46	61.7
24/7/2012 23:51	61.8
24/7/2012 23:56	61.8
25/7/2012 0:01	63.5
25/7/2012 0:06	62.1
25/7/2012 0:11	61.5
25/7/2012 0:16	62.1
25/7/2012 0:21	61.8
25/7/2012 0:26	61.7
25/7/2012 0:31	62.1
25/7/2012 0:36	61.0
25/7/2012 0:41	60.9
25/7/2012 0:46	63.5
25/7/2012 0:51	60.5
25/7/2012 0:56	60.6
25/7/2012 1:01	60.7
25/7/2012 1:06	61.2
25/7/2012 1:11	59.9
25/7/2012 1:16	60.7
25/7/2012 1:21	59.9
25/7/2012 1:26	59.8
25/7/2012 1:31	60.0
25/7/2012 1:36	60.0
25/7/2012 1:41	60.7
25/7/2012 1:46	59.5
25/7/2012 1:51	59.5
25/7/2012 1:56	59.8
25/7/2012 2:01	59.2
25/7/2012 2:06	59.1
25/7/2012 2:11	58.8
25/7/2012 2:16	59.1
25/7/2012 2:21	59.0
25/7/2012 2:26	58.2
25/7/2012 2:31	57.6
25/7/2012 2:36	58.9
25/7/2012 2:41	58.6
25/7/2012 2:46	58.8
25/7/2012 2:51	59.4
25/7/2012 2:56	58.3
25/7/2012 3:01	59.3
25/7/2012 3:06	59.0
25/7/2012 3:11	58.6
25/7/2012 3:16	58.6
25/7/2012 3:21	58.4
25/7/2012 3:26	59.8
25/7/2012 3:31	64.3
25/7/2012 3:36	64.8
25/7/2012 3:41	64.7
25/7/2012 3:46	63.7
25/7/2012 3:51	62.6
25/7/2012 3:56	61.8
25/7/2012 4:01	60.6
25/7/2012 4:06	59.9
25/7/2012 4:11	59.2
25/7/2012 4:16	59.1
25/7/2012 4:21	58.4
25/7/2012 4:26	58.7
25/7/2012 4:31	59.1
25/7/2012 4:36	60.8
25/7/2012 4:41	59.1
25/7/2012 4:46	59.3
25/7/2012 4:51	61.5
25/7/2012 4:56	60.3
25/7/2012 5:01	60.9
25/7/2012 5:06	62.6
25/7/2012 5:11	60.3
25/7/2012 5:16	59.2
25/7/2012 5:21	59.5
25/7/2012 5:26	59.3
25/7/2012 5:31	59.8
25/7/2012 5:36	59.9
25/7/2012 5:41	62.1
25/7/2012 5:46	61.1
25/7/2012 5:51	60.9
25/7/2012 5:56	61.9
25/7/2012 6:01	62.8
25/7/2012 6:06	64.8
25/7/2012 6:11	64.7
25/7/2012 6:16	63.7
25/7/2012 6:21	63.8
25/7/2012 6:26	65.1
25/7/2012 6:31	64.6
25/7/2012 6:36	64.6
25/7/2012 6:41	65.1
25/7/2012 6:46	64.8
25/7/2012 6:51	64.6
25/7/2012 6:56	65.4
25/7/2012 23:01	62.8
25/7/2012 23:06	63.3
25/7/2012 23:11	64.0
25/7/2012 23:16	63.6
25/7/2012 23:21	63.5
25/7/2012 23:26	63.3
25/7/2012 23:31	63.2
25/7/2012 23:36	63.0
25/7/2012 23:41	64.3
25/7/2012 23:46	64.4
25/7/2012 23:51	62.7
25/7/2012 23:56	63.0
26/7/2012 0:01	63.0
26/7/2012 0:06	63.1
26/7/2012 0:11	63.0
26/7/2012 0:16	63.1
26/7/2012 0:21	63.0

26/7/2012 0:26	63.1
26/7/2012 0:31	63.2
26/7/2012 0:36	62.9
26/7/2012 0:41	62.4
26/7/2012 0:46	62.1
26/7/2012 0:51	62.6
26/7/2012 0:56	62.1
26/7/2012 1:01	62.0
26/7/2012 1:06	62.0
26/7/2012 1:11	62.0
26/7/2012 1:16	62.1
26/7/2012 1:21	62.0
26/7/2012 1:26	61.5
26/7/2012 1:31	61.9
26/7/2012 1:36	61.8
26/7/2012 1:41	61.3
26/7/2012 1:46	61.4
26/7/2012 1:51	61.2
26/7/2012 1:56	61.5
26/7/2012 2:01	61.0
26/7/2012 2:06	61.2
26/7/2012 2:11	61.0
26/7/2012 2:16	60.8
26/7/2012 2:21	60.4
26/7/2012 2:26	60.6
26/7/2012 2:31	60.0
26/7/2012 2:36	59.8
26/7/2012 2:41	59.7
26/7/2012 2:46	59.8
26/7/2012 2:51	60.3
26/7/2012 2:56	60.2
26/7/2012 3:01	59.8
26/7/2012 3:06	60.2
26/7/2012 3:11	59.5
26/7/2012 3:16	61.3
26/7/2012 3:21	61.8
26/7/2012 3:26	60.2
26/7/2012 3:31	59.4
26/7/2012 3:36	59.4
26/7/2012 3:41	60.8
26/7/2012 3:46	59.6
26/7/2012 3:51	59.7
26/7/2012 3:56	59.1
26/7/2012 4:01	59.8
26/7/2012 4:06	59.0
26/7/2012 4:11	58.9
26/7/2012 4:16	58.9
26/7/2012 4:21	58.9
26/7/2012 4:26	59.1
26/7/2012 4:31	58.4
26/7/2012 4:36	59.8
26/7/2012 4:41	58.7
26/7/2012 4:46	58.1
26/7/2012 4:51	58.7
26/7/2012 4:56	58.2
26/7/2012 5:01	59.1
26/7/2012 5:06	59.0
26/7/2012 5:11	58.9
26/7/2012 5:16	58.9
26/7/2012 5:21	59.0
26/7/2012 5:26	59.7
26/7/2012 5:31	60.7
26/7/2012 5:36	60.9
26/7/2012 5:41	60.2
26/7/2012 5:46	60.3
26/7/2012 5:51	60.8
26/7/2012 5:56	60.1
26/7/2012 6:01	60.9
26/7/2012 6:06	62.5
26/7/2012 6:11	63.1
26/7/2012 6:16	64.7
26/7/2012 6:21	63.4
26/7/2012 6:26	63.2
26/7/2012 6:31	64.1
26/7/2012 6:36	62.9
26/7/2012 6:41	63.3
26/7/2012 6:46	64.7
26/7/2012 6:51	64.3
26/7/2012 6:56	63.5
26/7/2012 23:01	63.7
26/7/2012 23:06	63.1
26/7/2012 23:11	63.5
26/7/2012 23:16	63.0
26/7/2012 23:21	63.0
26/7/2012 23:26	62.6
26/7/2012 23:31	62.6
26/7/2012 23:36	62.6
26/7/2012 23:41	62.6
26/7/2012 23:46	62.0
26/7/2012 23:51	62.4
26/7/2012 23:56	62.4
27/7/2012 0:01	61.9
27/7/2012 0:06	62.5
27/7/2012 0:11	61.5
27/7/2012 0:16	61.9
27/7/2012 0:21	61.6
27/7/2012 0:26	61.5
27/7/2012 0:31	61.8
27/7/2012 0:36	61.7
27/7/2012 0:41	61.9
27/7/2012 0:46	61.3
27/7/2012 0:51	61.0
27/7/2012 0:56	60.5
27/7/2012 1:01	62.3
27/7/2012 1:06	61.1
27/7/2012 1:11	60.7
27/7/2012 1:16	60.3
27/7/2012 1:21	60.4
27/7/2012 1:26	60.0
27/7/2012 1:31	60.1

27/7/2012 1:36	60.1
27/7/2012 1:41	60.0
27/7/2012 1:46	60.5
27/7/2012 1:51	59.7
27/7/2012 1:56	59.0
27/7/2012 2:01	59.7
27/7/2012 2:06	60.2
27/7/2012 2:11	58.7
27/7/2012 2:16	58.7
27/7/2012 2:21	59.4
27/7/2012 2:26	59.6
27/7/2012 2:31	58.9
27/7/2012 2:36	58.2
27/7/2012 2:41	59.2
27/7/2012 2:46	59.3
27/7/2012 2:51	58.8
27/7/2012 2:56	59.3
27/7/2012 3:01	57.9
27/7/2012 3:06	58.7
27/7/2012 3:11	58.7
27/7/2012 3:16	58.3
27/7/2012 3:21	58.2
27/7/2012 3:26	57.9
27/7/2012 3:31	57.8
27/7/2012 3:36	57.7
27/7/2012 3:41	56.6
27/7/2012 3:46	57.7
27/7/2012 3:51	57.9
27/7/2012 3:56	57.4
27/7/2012 4:01	58.1
27/7/2012 4:06	58.5
27/7/2012 4:11	56.6
27/7/2012 4:16	57.4
27/7/2012 4:21	58.5
27/7/2012 4:26	58.0
27/7/2012 4:31	57.0
27/7/2012 4:36	57.9
27/7/2012 4:41	56.6
27/7/2012 4:46	58.3
27/7/2012 4:51	57.3
27/7/2012 4:56	58.0
27/7/2012 5:01	56.9
27/7/2012 5:06	57.9
27/7/2012 5:11	57.5
27/7/2012 5:16	58.7
27/7/2012 5:21	58.1
27/7/2012 5:26	59.4
27/7/2012 5:31	58.4
27/7/2012 5:36	59.1
27/7/2012 5:41	60.1
27/7/2012 5:46	60.3
27/7/2012 5:51	62.9
27/7/2012 5:56	60.2
27/7/2012 6:01	59.7
27/7/2012 6:06	60.6
27/7/2012 6:11	60.0
27/7/2012 6:16	61.1
27/7/2012 6:21	63.2
27/7/2012 6:26	61.3
27/7/2012 6:31	61.5
27/7/2012 6:36	62.1
27/7/2012 6:41	62.5
27/7/2012 6:46	63.4
27/7/2012 6:51	64.5
27/7/2012 6:56	64.8
27/7/2012 23:01	62.2
27/7/2012 23:06	61.6
27/7/2012 23:11	61.3
27/7/2012 23:16	62.0
27/7/2012 23:21	60.7
27/7/2012 23:26	60.4
27/7/2012 23:31	60.9
27/7/2012 23:36	61.4
27/7/2012 23:41	61.5
27/7/2012 23:46	60.0
27/7/2012 23:51	60.1
27/7/2012 23:56	60.6

*Exceedance recorded during monitoring compliance check with NCO.

Graphic Presentation of Real Time Noise Monitoring Result (Food and Environmental Hygiene Department Depot)

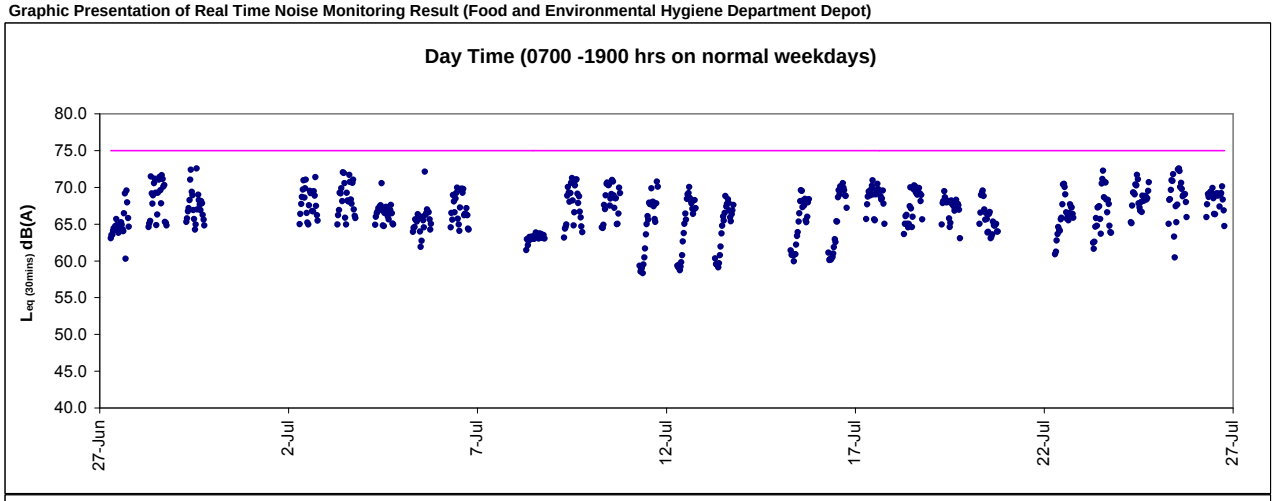

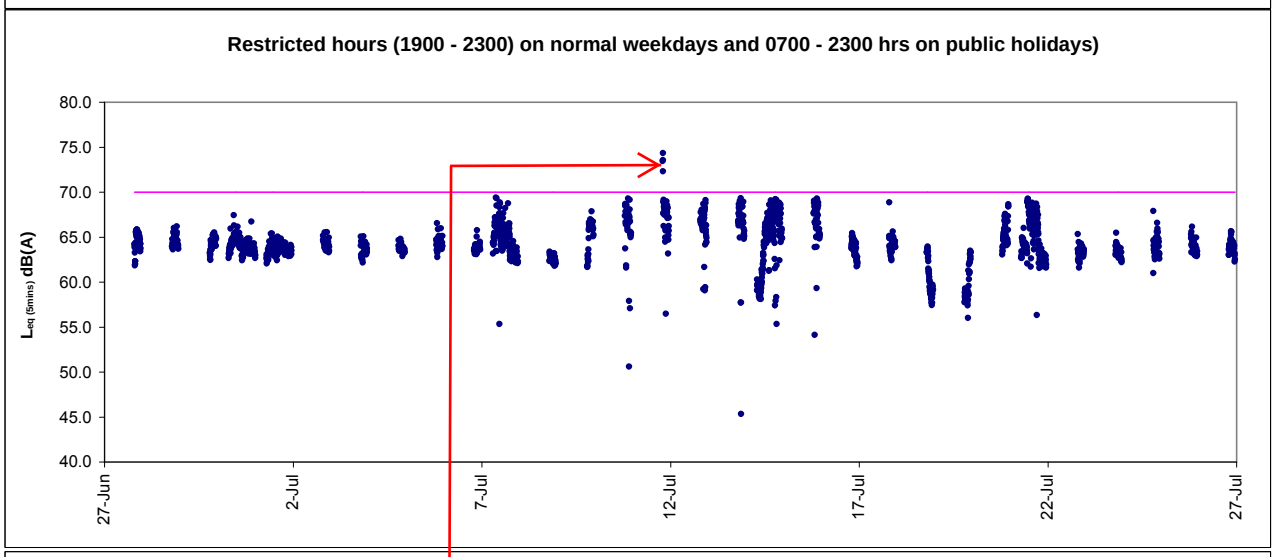

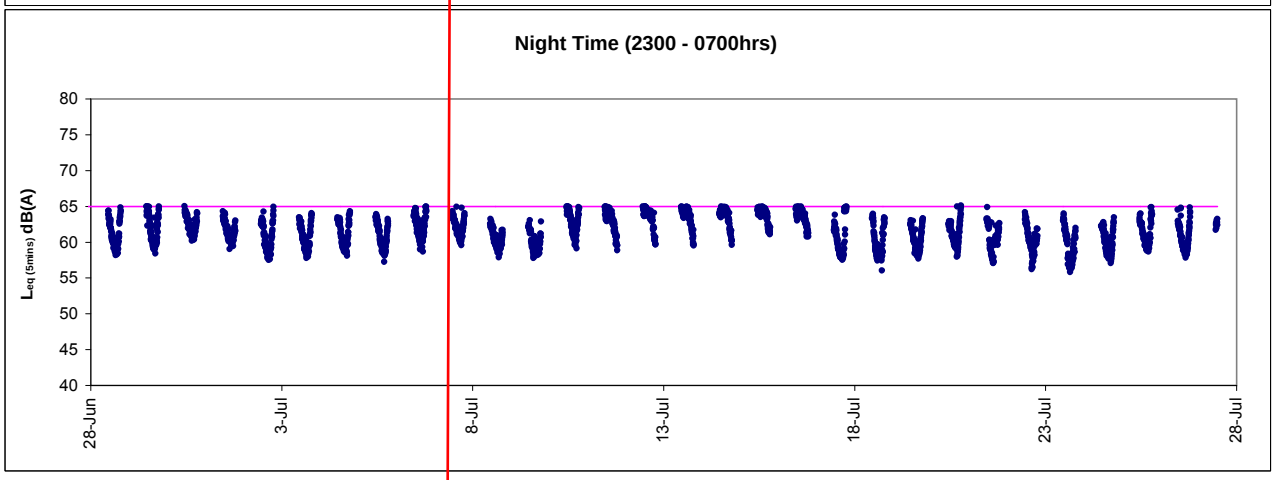

After checking work activities of contractors HY/2009/17 and HY/2009/19, it was found that no works were being performed during monitoring. Exceedances were not continuous in which contributed by traffic noise at Island Eastern Corridor.

Graphic Presentation of Real Time Noise Monitoring Result (Oil Street Community Liaison Centre)

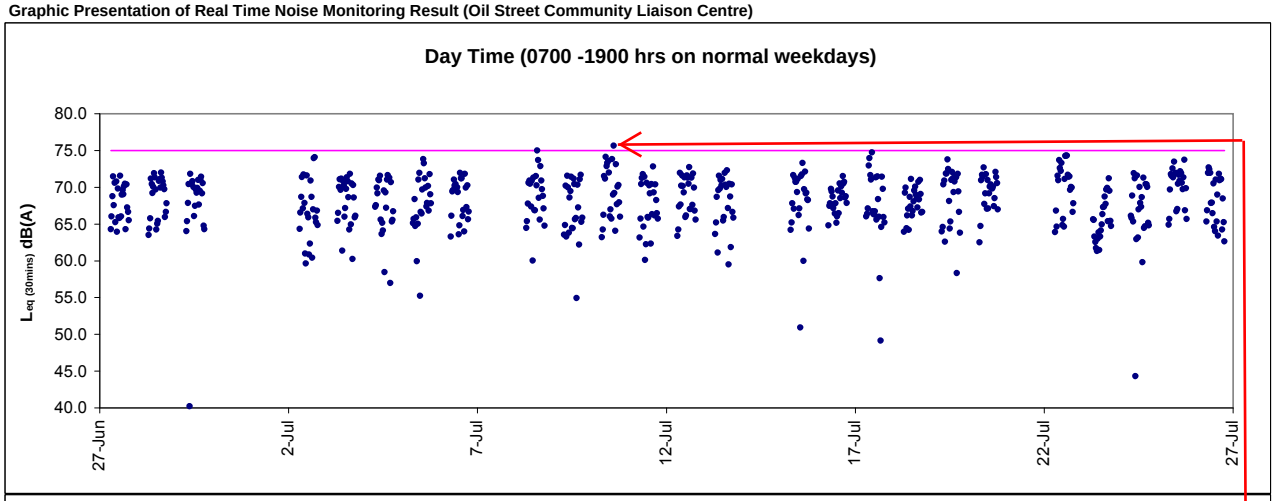

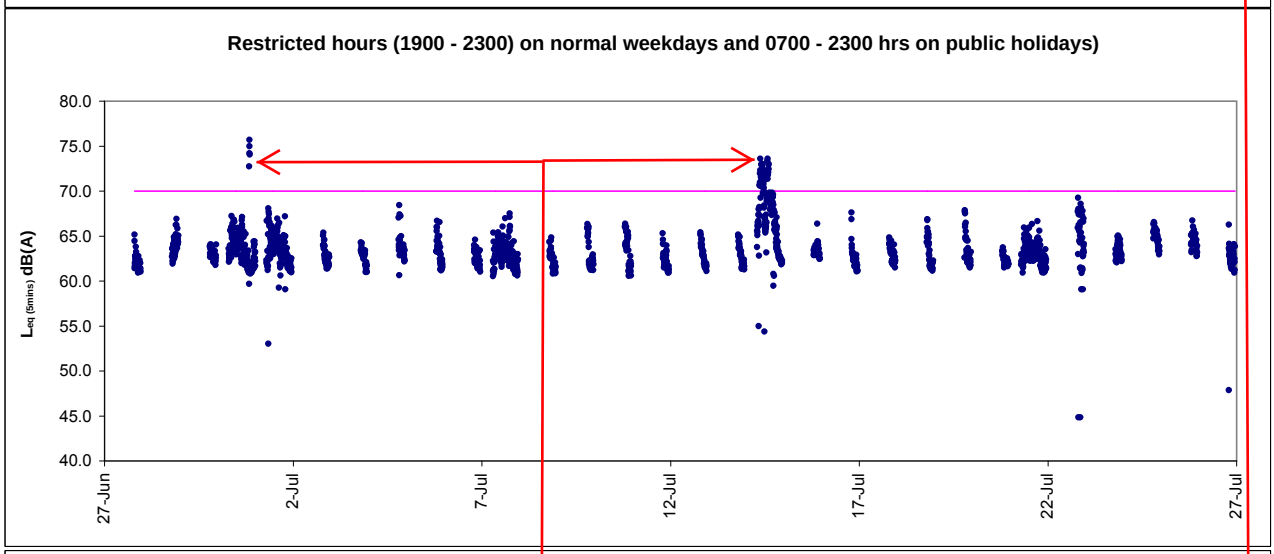

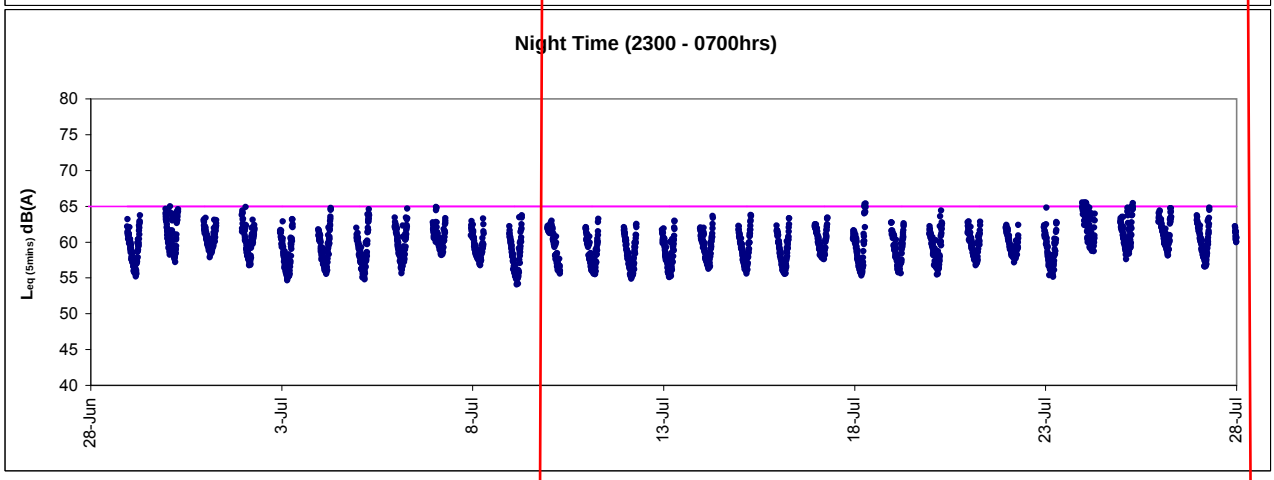

After checking work activities of contractor HY/2009/19, it was found that no works were being performed during monitoring. Exceedances were considered to be contributed by traffic noise at Island Eastern Corridor.

After checking work activities of contractor HY/2009/19, it was found that no major noisy activities were being performed. Exceedances were considered to be contributed by demolition works near the Oil Street Community Liaison Centre.

Appendix 6.1

Event Action Plans

Event/Action Plan for Construction Noise

EVENT	ACTION			
	ET	IEC	ER	CONTRACTOR
Action Level being exceeded	1. Notify ER, IEC and Contractor; 2. Carry out investigation; 3. Report the results of investigation to the IEC, ER and Contractor; 4. Discuss with the IEC and Contractor on remedial measures required; 5. Increase monitoring frequency to check mitigation effectiveness. (The above actions should be taken within 2 working days after the exceedance is identified)	1. Review the investigation results submitted by the ET; 2. Review the proposed remedial measures by the Contractor and advise the ER accordingly; 3. Advise the ER on the effectiveness of the proposed remedial measures. (The above actions should be taken within 2 working days after the exceedance is identified)	1. Confirm receipt of notification of failure in writing; 2. Notify Contractor; 3. In consolidation with the IEC, agree with the Contractor on the remedial measures to be implemented; 4. Supervise the implementation of remedial measures. (The above actions should be taken within 2 working days after the exceedance is identified)	1. Submit noise mitigation proposals to IEC and ER; 2. Implement noise mitigation proposals. (The above actions should be taken within 2 working days after the exceedance is identified)

EVENT	ACTION			
	ET	IEC	ER	CONTRACTOR
Limit Level being exceeded	1. Inform IEC, ER, Contractor and EPD; 2. Repeat measurements to confirm findings; 3. Increase monitoring frequency; 4. Identify source and investigate the cause of exceedance; 5. Carry out analysis of Contractor's working procedures; 6. Discuss with the IEC, Contractor and ER on remedial measures required; 7. Assess effectiveness of Contractor's remedial actions and keep IEC, EPD and ER informed of the results; 8. If exceedance stops, cease additional monitoring. (The above actions should be taken within 2 working days after the exceedance is identified)	1. Discuss amongst ER, ET, and Contractor on the potential remedial actions; 2. Review Contractor's remedial actions whenever necessary to assure their effectiveness and advise the ER accordingly. (The above actions should be taken within 2 working days after the exceedance is identified)	1. Confirm receipt of notification of failure in writing; 2. Notify Contractor; 3. In consolidation with the IEC, agree with the Contractor on the remedial measures to be implemented; 4. Supervise the implementation of remedial measures; 5. If exceedance continues, consider stopping the Contractor to continue working on that portion of work which causes the exceedance until the exceedance is abated. (The above actions should be taken within 2 working days after the exceedance is identified)	1. Take immediate action to avoid further exceedance; 2. Submit proposals for remedial actions to IEC and ER within 3 working days of notification; 3. Implement the agreed proposals; 4. Submit further proposal if problem still not under control; 5. Stop the relevant portion of works as instructed by the ER until the exceedance is abated. (The above actions should be taken within 2 working days after the exceedance is identified)

Event / Action Plan for Construction Air Quality

EVENT	ACTION			
	ET	IEC	ER	CONTRACTOR
ACTION LEVEL				
1. Exceedance for one sample	1. Identify source, investigate the causes of exceedance and propose remedial measures; 2. Inform IEC and ER; 3. Repeat measurement to confirm finding; 4. Increase monitoring frequency to daily. (The above actions should be taken within 2 working days after the exceedance is identified)	1. Check monitoring data submitted by ET; 2. Check Contractor's working method. (The above actions should be taken within 2 working days after the exceedance is identified)	1. Notify Contractor. (The above actions should be taken within 2 working days after the exceedance is identified)	1. Rectify any unacceptable practice; 2. Amend working methods if appropriate. (The above actions should be taken within 2 working days after the exceedance is identified)
2. Exceedance for two or more consecutive samples	1. Identify source; 2. Inform IEC and ER; 3. Advise the ER on the effectiveness of the proposed remedial measures; 4. Repeat measurements to confirm findings; 5. Increase monitoring frequency to daily; 6. Discuss with IEC and Contractor on remedial actions required; 7. If exceedance continues, arrange meeting with IEC and ER; 8. If exceedance stops, cease additional monitoring. (The above actions should be taken within 2 working days after the exceedance is identified)	1. Check monitoring data submitted by ET; 2. Check Contractor's working method; 3. Discuss with ET and Contractor on possible remedial measures; 4. Advise the ET on the effectiveness of the proposed remedial measures; 5. Supervise Implementation of remedial measures. (The above actions should be taken within 2 working days after the exceedance is identified)	1. Confirm receipt of notification of failure in writing; 2. Notify Contractor; 3. Ensure remedial measures properly implemented. (The above actions should be taken within 2 working days after the exceedance is identified)	1. Submit proposals for remedial to ER within 3 working days of notification; 2. Implement the agreed proposals; 3. Amend proposal if appropriate. (The above actions should be taken within 2 working days after the exceedance is identified)
LIMIT LEVEL				
1. Exceedance for one sample	1. Identify source, investigate the causes of exceedance and propose remedial measures; 2. Inform ER, Contractor and EPD; 3. Repeat measurement to confirm finding; 4. Increase monitoring frequency to daily; 5. Assess effectiveness of Contractor's remedial actions and keep IEC, EPD and ER informed of the results. (The above actions should be taken within 2 working days after the exceedance is identified)	1. Check monitoring data submitted by ET; 2. Check Contractor's working method; 3. Discuss with ET and Contractor on possible remedial measures; 4. Advise the ER on the effectiveness of the proposed remedial measures; 5. Supervise implementation of remedial measures. (The above actions should be taken within 2 working days after the exceedance is identified)	1. Confirm receipt of notification of failure in writing; 2. Notify Contractor; 3. Ensure remedial measures properly implemented. (The above actions should be taken within 2 working days after the exceedance is identified)	1. Take immediate action to avoid further exceedance; 2. Submit proposals for remedial actions to IEC within 3 working days of notification; 3. Implement the agreed proposals; 4. Amend proposal if appropriate. (The above actions should be taken within 2 working days after the exceedance is identified)
2. Exceedance for two or more consecutive samples	1. Notify IEC, ER, Contractor and EPD; 2. Identify source; 3. Repeat measurement to confirm findings; 4. Increase monitoring frequency to daily; 5. Carry out analysis of Contractor's working procedures to determine possible mitigation to be implemented; 6. Arrange meeting with IEC and ER to discuss the remedial actions to be taken; 7. Assess effectiveness of Contractor's remedial actions and keep IEC, EPD and ER informed of the results; 8. If exceedance stops, cease additional monitoring. (The above actions should be taken within 2 working days after the exceedance is identified)	1. Discuss amongst ER, ET, and Contractor on the potential remedial actions; 2. Review Contractor's remedial actions whenever necessary to assure their effectiveness and advise the ER accordingly; 3. Supervise the implementation of remedial measures.	1. Confirm receipt of notification of failure in writing; 2. Notify Contractor; 3. In consolidation with the IEC, agree with the Contractor on the remedial measures to be implemented; 4. Ensure remedial measures properly implemented; 5. If exceedance continues, consider what portion of the work is responsible and instruct the Contractor to stop that portion of work until the exceedance is abated. (The above actions should be taken within 2 working days after the exceedance is identified)	1. Take immediate action to avoid further exceedance; 2. Submit proposals for remedial actions to IEC within 3 working days of notification; 3. Implement the agreed proposals; 4. Resubmit proposals if problem still not under control; 5. Stop the relevant portion of works as determined by the ER until the exceedance is abated. (The above actions should be taken within 2 working days after the exceedance is identified)

Appendix 6.2

Summary for Notification of Exceedance

No project-related exceedance was recorded in this reporting month.

Appendix 9.1

Complaint Log

Environmental Complaints Log

Complaint Log No.	Date of Complaint	Received From and Received By	Location of Complainant	Nature of Complaint	Outcome	Status
110723a	23/07/2011	Ms. Law at Victoria Centre by ICC no. 1-303887687	North Point	She concerned that Highways Department published a notice in their Management Office about construction works will be conducted from 0700 hours to 2300 hours during July to December 2011 including Saturday, Sunday and public holiday.	1) It was referred by AECOM to ET on 28 July 2011 2) RSS confirmed that the notice was prepared by Victoria Centre 'a Management office to their resident and the advice was only given on the extension construction works (for Contract HY/2009/15) to 7am-9pm Monday to Saturday except Public Holidays and Sundays. 3) As a mitigation measure to minimize the noise nuisance in the vicinity of the residents, rock breaking activities will be started at 8am and is expected to be completed by mid-August 2011. 4) No noise exceedance was recorded at construction noise monitoring station at Victoria Centre on 19 and 25 July 2011 during daytime and evening time period while breaking and excavation works were observed during monitoring. 5) In conclusion, it was related to the construction works under Contract HY/2009/15 and mitigation measure was provided. The complainant was satisfied with the arrangement and no further complaint was received after proposed measures.	Closed
110723b	23/07/2011	Ms. Yau at Block 2, Victoria Centre by ICC no. 1-304013959	North Point	Reclamation work was conducted at Causeway Bay Typhoon Shelter at 7am on 23 July 2011. She complained that the works shall be started later to minimize the noise nuisance to the vicinity of the residents in early morning	1) It was referred by AECOM to ET on 8 August 2011 2) RSS confirmed to start the rock breaking activities for Contract HY/2009/15 at 8am as a mitigation measure to minimize the noise nuisance in the vicinity of the residents. 3) With reference to the construction noise monitoring at Victoria Centre, no exceedance was recorded on 19 and 25 July 2011 during daytime while breaking and excavation works were undertaken during monitoring 4) In conclusion, it was related to the construction works under Contract HY/2009/15 and mitigation measure was provided. The complainant was satisfied with the arrangement and no further complaint was received after proposed measures.	Closed
110727a	27/07/2011	Mr. Law from Victoria Centre Management Office by ICC no. 1-304616162	North Point	It was complained by Mr. Law from Victoria Centre Management Office on 27 July 2011 regarding construction noise generated by the construction operations of	1) It was referred by AECOM to ET on 28 July 2011 2) RSS confirmed to start the rock breaking activities for Contract HY/2009/15 at 8am as a mitigation measure to minimize the noise nuisance in the vicinity of the residents. 3) No noise exceedance was recorded at construction noise monitoring station at Victoria Centre on 25 July and	Closed

Complaint Log No.	Date of Complaint	Received From and Received By	Location of Complainant	Nature of Complaint	Outcome	Status
				Central-Wanchai Bypass at noon rather than in morning at 7am.	4 August 2011 during daytime and evening time period while breaking and excavation works were observed during monitoring. 5) In conclusion, it was related to the construction works under Contract HY/2009/15 and mitigation measure was provided. No further complaint from complainant was received after proposed the mitigation measure.	
110727b	27/07/2011	Ms. Chiu by ICC no.1-304615409	North Point	Noise nuisance from the excavation works for the Highways Department adjacent to the Victoria Centre was conducted from 7am	1) It was referred by AECOM to ET on 28 July 2011 2) With reference to the construction noise monitoring at Vitoria Centre, no exceedance was recorded on 25 July and 4 and 10 August 2011 during daytime while breaking and excavation works were undertaken during monitoring. 3) As a mitigation measure to minimize the noise nuisance in the vicinity of the residents, rock breaking activities will be started at 8am.	Closed
	07/08/2011				4) However, complainant did not satisfy with the response on the noise nuisance from the rock-breaking during morning in front of Victoria Centre and then further complaint via 1823 on 7 August 2011. 5) Highways contacted the complainant on 15 August 2011 that the noisy rock breaking operation had been completed. *Remarks: There will be counted as two complaints in this complaint log.*	
110730	30/07/2011	Mr. Tsui by ICC no. 1-305074350	Central	Construction noise generated by operations of Central-Interchange which is near the spa room at Four-Season Hotel. Also, the complaint enquired the commencement time of the construction on Saturday.	1) It was referred by AECOM to ET on 1 August 2011. 2) RSS confirmed that noisy plants from 2 vibratory hammers have been conducted in alternating manner for piling and drilling works for diaphragm wall construction. 3) With reference to the construction noise monitoring at IFC Western End of Podium, no exceedance was recorded on 4 August 2011 during monitoring while sheet piling works were undertaken during monitoring. 4) In order to reduce the noise impact to nearby noise sensitive receivers, Contractor has been implemented the following noise mitigation measures: - Erection of acoustic lining at the hoarding next to Four Seasons Hotel; - Temporary noise barrier with extended acoustic lining; - Reduced in plant such that only have one vibration hammer operating at the west side near Four	Closed

Complaint Log No.	Date of Complaint	Received From and Received By	Location of Complainant	Nature of Complaint	Outcome	Status
					Seasons Hotel instead of 2 5) In conclusion, it was related to the construction works under Contract HY/2009/18 and mitigation measure was provided. The complainant was satisfied with the arrangement and no further complaint was received after proposed measures.	
110810	10/08/2011	Mr. Yip by ICC no. 1 – 306740207	North Point	Muddy water was discharged from work site to the seafront near Oil Street during heavy rain. The environmental protection measures were not good enough and are needed to rectify.	1) It was referred by AECOM to ET on 17 August 2011. 2) Confirmed with RE, Muddy water was caused by a heap of earth being washed to the sea by heavy rain. The heap of earth was referred as a small stockpile placed close to the seafront in front of Oil Street within the site area under handover transition period from contract HY/2009/11 to contract HY/2009/19. The necessary mitigation measures to protect the small stockpile against rainfall were missing at the time of complaint. 3) Due to the missing of mitigation measures to protect the small stockpile during handover transition period, loose material was washed into the harbour when heavy rain came. Muddy water was formed and dispersed in the sea that caused the water quality and visual concern to the public. The complaint was considered as valid. 4) Contractors were advised to relocate the loose materials away from the coastline as far as practicable. Any loose material placed which needed to be placed near the coastline shall be properly compacted or covered as appropriate. To avoid any further environmental deficiency, Contractors shall ensure all necessary environmental mitigation measures will not be missing during site area handover.	Closed
110817	17/08/2011	ICC no. 1-307657681	North Point	Visual impact generated by light from a large amount of spot-lights on the barge during mid-night nearby City Garden.	1) It was referred by AECOM to ET on 23 August 2011 2) RSS confirmed that some non-essential lights were turned on during night-time period which caused the nuisance to the nearby residents. In addition, absence of lighting shields at flood lights results in visual glare to the complaint at night-time. 3) Follow-up action had been taken by contractor that switches off all non-essential lights to minimized nuisance to the nearby residents. The complainant satisfied to the practice and no further complaint was received after that.	Closed
110826	26/08/2011	Grand Hyatt and a complainant by ICC	Wan Chai	Construction noise and vibration nuisance generated from the works at Convention Avenue and inside the HKCEC1	1) Confirmed with the Resident Site Staff that the construction works were referred to the Contractor HK/2009/01. 2) The Excavator mounted breaker at Convention Avenue	Closed

Complaint Log No.	Date of Complaint	Received From and Received By	Location of Complainant	Nature of Complaint	Outcome	Status
				reclamation area.	and Drilling rig at HKCEC1 reclamation area were the dominant construction noise source during this period. 3) The drilling rig at HKCEC1 reclamation area and excavator mounted breaker at Convention Avenue were then temporary suspended after received the complaint. 4) Investigation revealed that the erected noise barrier (4m cantilevered movable noise barrier for the drilling rig and 1m movable noise barrier for the excavator mounted breaker) were not located close to the plants to provide adequate noise screening. 5) Contractor was advised to avoid concurrent operation of construction plants at site. Further enhancement of movable noise barriers at HKCEC1 and providing noise enclosure for the excavator mounted breaker at Convention Avenue are needed. 6) Further site investigation and checking on 31 August and 7 September 2011 revealed that the implemented noise mitigation measures were in proper and minimize the noise impact.	
110826A	26/08/2011	A complaint letter from Mr. Au of Cayley Property of City Garden	North Point	Harbor front adjacent to their water intake suction which caused 3 times of system breakdown of the sea water pump on 9, 22 and 25 August 2011.	1) It was referred by AECOM to ET on 29 August 2011 2) Confirmed with the Resident Site Staff that the construction works were referred to the Contractors HY/2009/11 and HY/2009/19. 3) The pump is located on the site area of HY/2009/19 4) A temporary garbage defender was installed on 23 July 2011 by HY/2009/11 and the shape of the defender was adjusted on 8 August 2011 in order to excluse the outfall. 5) An ad hoc inspection of the effectiveness of garbage defender was conducted with RSS (CWB project team), contractor of HY/200911 and HY/2009/19 and IECon 29 August 2011. Inspection report of it was submitted to RSS on 19 September 2011. 5) Daily cleaning near the water intake was conducted twice a day by contractor HY/2009/19. 6) In response to City Garden request, the contractors have set up the temporary garbage defender in function and collect the floating refuses, but cannot eliminate all refuses, in particular the refuse come from sea bed from entering the intake. 6) According to the complaint letter from Cayley Property, the outcomes of the preventive measures were not complying wih their expectation. 7) During on-site inspection, floating refuses observed	Closed

Complaint Log No.	Date of Complaint	Received From and Received By	Location of Complainant	Nature of Complaint	Outcome	Status
					occasionally outside the garbage defender. No conclusion could be made for the source of these floating refuses. On the other hand, some of the floating refuses were observed immigrating in the protective zone during investigation 8) All daily cleaning actions had been taken by contractor to minimize floating refuse inside the construction site. It was noted that the intake (land side) is open assess to public, so that many activities such as fishing, feeding fish were conducted there even though a notice has already hoisted. Also, tripping of rubbish by the passers-by could result in a lot of rubbish accumulated around the intake point. 9) Referring to the record provided by CPML, there were a lot of nylon/ plastic bags and nylon wire mesh that matched those rubbishes generated from the public activities. 10) Contractors have fulfilled the requirement of site cleanness and no exceedance was recorded during Water Quality Monitoring. It is consider the cause of this complaint is not related to project and environmental issue in this project as well. No more complaint received after ad-hoc inspection	
111014	14/10/2011	The complainant, Ms. Tam complained via hotline 1823	Wan Chai	The polluted fumes and exhaust from the excavation by sub-contractor of CEDD on pedestrian way outside no.25 Harbour Road (in front of the Harbour Centre)	1) RSS notified ET to carry out investigation on 17 October 2011. 2) ET confirmed with the Resident Site Staff that the location of the excavator was within site area of Contract no. HK/2009/02 undertaking the water cooling main reprovision works along the Harbour Road. The plants including the excavator have been checked before using at the site. However, the polluted fumes and exhausted from the excavator was caused due to insufficient maintenance of the plant after using at site. 3) After receiving the complaint, the excavator was then removal off-site for checking and maintenance works on 17 October 2011. 4) Contractor was reminded to enhance regular checking and maintenance to all plants at site. 5) RSS has replied to the complainant on the arrangement of the measures taken on 17 October 2011. Complainant was satisfied with the response and follow-up action taken by the Contractor.	Closed
111104	04/11/2011	Mr. Liu from	Wan Chai	Complain about a tree near the	1) ET confirmed with the Resident Site Staff that	Closed

Complaint Log No.	Date of Complaint	Received From and Received By	Location of Complainant	Nature of Complaint	Outcome	Status
		LCSD complained via Contractor Complaint Hotline		site of pipe installation works outside Wan Chai Swimming Pool at Harbour Road, the status is not healthy and roof ball of two trees inside the site near Renaissance Hong Kong Harbour View Hotel at Convention Avenue were half cut.	• A tree near the site of pipe installation works outside Wan Chai Swimming Pool at Harbour Road is the Tree no. TA1122 under Contract no. HK/2009/02. Leaves of a branch of this tree were shrivelled. • Two trees inside the site near Renaissance Hong Kong Harbour View Hotel at Convention Avenue are the tree nos. A160 and A161 under Contract no. HK/2009/01. Part of roof ball of these two trees was covered by the metal plate. 2) Independent Tree Specialists for these two inspected the trees. Contractor HK/2009/01 has taken the measure as recommend downgrading the soil level around the trunk base. Reinstating of the ground works will be conducted in mid-December 2011. For the tree no. TA1122 under Contract no. HK/2009/02, the brown leaves were removed and fenced the tree with orange net is provided to prevent damage of tree trunk by construction works. The distance between the tree and the edge of the trench is kept approximate 2m. Two Contractors were reminded to carry out regular watering to the trees within their site area.	
111106	06/11/2011	Police officer	Wan Chai	Construction noise generated from the site at about 6:30 a.m on 6 November 2011 and require to stop the machine operation	1) According to the information reported by Contractor, one BC cutter and hoist were operated for Diaphragm Wall construction of Shatin-Central Link to inspect bentonite pipes and ensure no damages and all the joints are tightened in good position. Then, the subcontractor for Diaphragm wall, SAMBO Korean foreman stopped the engine of the BC cutter immediately. The police officer recorded the details and HKID number of the foreman and then left. Due to the different language communication between the police officer and the Korean foreman, no CNP was checked by the police officer. 2) ET confirmed with the Resident Site Staff that same issue was also raised out by RSS at about 7:00a.m on the same day. Besides, it was confirmed that there is no valid Construction Noise Permit for the conducted construction works in the period between 2300 and 0700. 3) Due to insufficient communication between Contractor HK/2009/01 and their Korean Sub-contractor, Korean Sub-contractor had not notified to Contractor before carrying out the inspection of the BC cutter, hoists and	Closed

Complaint Log No.	Date of Complaint	Received From and Received By	Location of Complainant	Nature of Complaint	Outcome	Status
					bentonite pipes at about 6:00a.m to ensure no damages and all the pipe joints should be tightened and in good position. 4) Contractor was advised to enhance the communication between Contractor and sub-contractor and provide sufficient environmental training to all foreman and operators on restricted hour operation. Futhermore, Construction Noise Permit should be checked and in place for the construction works during restricted hour 5) This complaint was considered in relation to the conducted construction works during restricted hours without valid Construction Noise Permit. No more construction works were conducted during night time period. The construction works will be conducted in accordance with the time period stated in valid CNP. This complaint will be kept in view of any follow-up action from the relevant government activities.	
111212	12/12/2011	The complainant, Mr Tsui from IFCII's management office complained via hotline 1823	Central	A visual impact complaint from hotline 1823 was received by ET on 9 January 2011 (ICC Ref. No.: ICC#1-333037096 dated on 12 December 2011). The complaint, Mr Tsui was reported that visual nuisance caused by lighting in the construction site during night time.	1) RSS notified ET on 9 Jan 2012. 2) ET confirmed with the Resident Site Staff that A joint inspection was conducted by Mr Tsui and contractor on that night to see whether there is any improvement. 3) Due to safety reason, igniting enought lights should not be avoided in construction site. However, the light sources were not directed away from pointing to the sensitive receiver and results in visual glare to the complaint. 4) Confirmed with the Resident Site Staff the complainant was satisfied the new arrangement of the lights with contractor after the joint inspection. No further complaint received after that.	Closed
111220	20/12/2011	The complainant, Ms. Poon complained via hotline 1823 (ICC Ref. No.: ICC#1-334683841)	North Point	Construction air and noise nuisance generated that many trucks carrying construction materials driving along Watson Road and Oil Street and possibly entering/leaving the construction site near the IEC during 0800 to 1900 hours.	1) RSS notified ET on 22 Dec 2011. 2) ET confirmed with the Resident Site Staff that the complainant cannot identify whether the trucks were working under the CWB project or not. 3) The dominant construction air and noise nuisances were emitted by the trucks along Oil Street and Waston Road, however, this is the public road for all vechicles. Reviewing the air qualiuty montioring and noise monitoring results. No exceedance was recorded during this period. 4) Confirmed with the Resident Site Staff that they provided a contact no. for any future enquiries regarding	Closed

Complaint Log No.	Date of Complaint	Received From and Received By	Location of Complainant	Nature of Complaint	Outcome	Status
					CWB project to the complainant and she was satisfied on the arrangement and no further complaint was received after that.	
111230	30/12/2011	Residents of Harbour Heights	North Point	Construction air and noise nuisance generated by construction vehicles were found parked illegally at King Wah Poad and lining up at Oil Street without the engine turning off.	1) RSS notified ET on 6 January 2011. 2) ET confirmed with the Resident Site Staff that a number of construction activities are concurrently proceeding in the vicinity of Oil Street, King Wah Street and a private development project in King Wah Street 3) The dominant construction air and noise nuisances were emitted by the trucks along Oil Street and King Wah Road, however, this is the public road for all vechicles. Reviewing the results of air qualiuty montioring station (CMA1b) and noise monitoring (M4b). No exceedance was recorded during this period. Site inspections for HY/2009/19 were conducted on 4 January 2012. The condition of the site access at Oil Street and the public road nearby were found satisfactory. It is noted that HyD also allow and encourage their contractors to maximize the use of marine access, where available, to work sites, so as to minimize burdening nearby public roads. When land trips are unavoidable, they require contractors to tidy up their construction vehicles before leaving works sites. No contractor under CWB project parked their vehicles illegally at King Wah Street, and HyD still reminded them not to commit such offence. 4) According to HyD's staff replied the complaint letter on 10 January 2012, there is a private development project under construction at King Wah Road. To access these works sites, construction vehicles have to use public roads nearby. No further complaint received after HyD's reply.	Closed
120118	18/01/2012	N/A	North Point	A complaint regarding a tree located in front of Victoria Centre under IECL was covered by one meter mud without any protection. The complainant concerns the health of the tree in such condition.	1) RSS notified ET on 20 January 2012. 2) ET confirmed with the Resident Site Staff that The tree is inside the site area of HY/2009/19 and The Botanical name of the tree is Ficus superba var. japonica and the I.D. of the tree is UT48 3) According to the information provided by RSS on 20 Jan 2012, the tree shall be felled that has been approved by DLO on 29 August 2011. Moreover, the tree was felled	Closed

Complaint Log No.	Date of Complaint	Received From and Received By	Location of Complainant	Nature of Complaint	Outcome	Status
					by contractor on 19 January 2012. 4) No further complaint received after HyD's reply.	
120305	03/03/2012	Resident of Harbour Heights complained via hotline 1823 (ICC Ref. No.: ICC#1-344632511)	North Point	A complaint regarding excessive noise from construction sites of CWB was observed outside Harbour Heights from Monday to Saturday before 8am. The plants were frequently turned on before 7:30am creating nuisance. The complainant requested a speedy follow-up and reply from relevant department.	1) RSS notified ET on 5 March 2012. 2) ET confirmed with the Resident Site Staff that PME for diaphragm wall construction started to operate at about 7:30am whilst the other PME, including those for land bored piling work, started to operate after 8am. 3) After reviewing the results of noise monitoring (M4b), no exceedance was recorded during daytime period and the noise level were below 75dB(A). Site inspection for HY/2009/19 was conducted on 7 March 2012. The condition of noise mitigation measures near Harbour Heights was found satisfactory. RSS confirmed that no operation was active before 7:00am everyday. The suspected nuisance was to be considered caused by the PME for diaphragm wall construction. A surprise check was performed on 13 March 2012 by RSS. It was found that no noisy PME was in operation by Contractor of HY/2009/19 before 8am, and the construction noise level was minimal and not disturbing. The noise level and operation time both complied with statutory requirements set up in NCO. 4) Complainant called ICC on 8 March 2012 to confirm HyD has provided a response. No further complaint was received after the response.	Closed
120405	05/04/2012	N/A	North Point	A complaint regarding excessive noise from construction sites of CBTS was observed daily before 7:30am except on public holidays, and the noise source was mainly from piling works. The complainant requested that construction works should start after 8:30am to avoid nuisance to nearby residents and a speedy follow-up and reply.	1) RSS notified ET on 5 April 2012. 2) ET confirmed with the Resident Site Staff that no piling works were performed during the concerned period. 3) After reviewing the results of noise monitoring (M2b and M3a), no exceedance was recorded during daytime period and the noise level was below 75dB(A). Site inspection for HY/2009/15 was conducted on 10 April 2012. The condition of noise mitigation measures around CBTS was found satisfactory. RSS confirmed that no pilings were performed during the concerned period. The major works included drilling, diaphragm wall construction and excavations. 4) HyD made a reply to the complainant on 16 April	Closed

Complaint Log No.	Date of Complaint	Received From and Received By	Location of Complainant	Nature of Complaint	Outcome	Status
					2012 via 1823. HyD replied that the current works at CBTS were drilling, diaphragm wall construction and deep excavations. In order to minimize the noise generated from the above works, the Contractor had erected temporary noise barriers and provided noise blankets on plants. RSS would continue to work with the Contractor on the effectiveness of the environmental mitigation measures implemented on site. No further complaint was received after the response.	
120415	15/04/2012	The complainant Ms. Law, resident of Fu Lee Loy Mansion, complained via hotline 1823 (ICC Ref. No.: 1-351021108)	North Point	A complaint regarding excessive noise generated from a HyD project that is located at the connection point of CWB and IEC affecting nearby residents. Lately during the middle of the night (around 00:00 to 05:00), low frequency noise, which possibly came from the operating power generator and the barges which were parked along the Oil Street work site, were making a nuisance to the complainant and residents nearby. The complainant requested that relevant department should follow-up.	1) RSS notified ET on 17 April 2012. 2) ET confirmed with the Resident Site Staff that there was no operation of power generators for HY/2009/19 and HY/2009/17 (HY/2009/11 had no physical work on site) during the concerned period. Although there were a few barges mooring at the seafront of HY/2009/19, they were not in operation and hence no operational noise would be emitted. 3) After reviewing the results of noise monitoring (M4b and M5b), no exceedance was recorded during day time period and the noise level was below 75dB(A). Site inspection for HY/2009/19 was conducted on 18 April 2012. The condition of noise mitigation measures near Harbour Heights were found satisfactory. RSS confirmed that no operation of power generators for HY/2009/19 and HY/2009/17 (HY/2009/11 had no physical work on site) during the concerned period. Although there were a few barges mooring at the seafront of HY/2009/19, they were not in operation and hence no operational noise would be emitted. 4) HyD made a reply to the complainant on 30 April 2012 via email. HyD replied that the current works near Oil Street, North Point, included CWB tunnel works, IEC connections and associated foundation works. According to RSS records, no operations were performed during the early hours of March and April at Oil Street and the waterbody nearby, and so it was believed that the noise nuisance was not generated from the CWB project. Despite that, RSS would continue to monitor the Contractor on the operations and effectiveness of the environmental mitigation measures implemented on site, as not to affect daily life of local residents nearby. No further complaint was received after the response.	Closed

Appendix 10.1

Construction Programme of Individual Contracts

Activity Name	Original Duration	Planned Start	Planned Finish
HY/2009/15 - CWB TUNNEL (CBTS SECTION)			
SUBMISSIONS COMPLYING WITH EPs			
EM&A Manual ((rely on the Master EP's submission EP-364/2009/A Condition 2.5)			
Baseline Monitoring Report (rely on the Master EP's submission EP-364/2009 Condition 3.3)			
Monthly EM&A (rely on the masters EP's Submission, EP-364/2009/A Condition 3.4)			
A dedicated website (rely on the master EP's submission, EP-364/2009/A Condition 4.2)			
Management organization of main construction companies (FEP Condition 2.6)	1d	02-Oct-10	02-Oct-10
Work Schedule (FEP Condition 2.7)	1d	27-Oct-10	27-Oct-10
Location Plan (FEP Condition 2.8)	1d	27-Oct-10	27-Oct-10
Noise Management plan (FEP Condition 2.9)	1d	27-Oct-10	27-Oct-10
Landscape plan (FEP condition 2.10)	1d	31-Jan-11	31-Jan-11
EAST VENTILATION ADIT			
CCT @ Portion 1, 2, 4, 6, 22	1315d	27-Sep-10	03-May-14
EV Adit @ Portion 4-Advance Works	526d	27-Sep-10	06-Mar-12
EV Adit Portion 1, 2, 6, 22	26d	22-Dec-11	16-Jan-12
EV Adit-based on Conforming Design	323d	15-Feb-12	02-Jan-13
TCBR1E (TS1 Area)			
Diaphragm Wall Construction (incl. SI, & tests aftyer completion)	107d	26-Apr-11	10-Aug-11
Excavation & Lateral Support, ELS	99d	16-Jul-11	22-Oct-11
Cut & Cover Tunnel Construction (incl. backfill)	78d	22-Oct-11	07-Jan-12
OHVD and Cable Trough (access from Portion 22)	76d	18-Dec-13	03-Mar-14
TCBR2 + TCBR3 (TS2 Area)			
Diaphragm Wall Construction	118d	06-Jul-12	31-Oct-12
Excavation & Lateral Support, ELS	248d	06-Jul-12	10-Mar-13
Cut & Cover Tunnel Construction	164d	11-Mar-13	21-Aug-13
OHVD Cable Trough (Access from Portion 22)	150d	05-Aug-13	01-Jan-14
TCBR1W (TS4 Area)			
Diaphragm Wall Construction	148d	28-Jun-11	22-Nov-11
Excavation & Lateral Support, ELS	319d	28-Jun-11	11-May-12
Landing Steps - Demolition/Reconstruct as footpath	40d	28-Jun-11	23-Aug-11

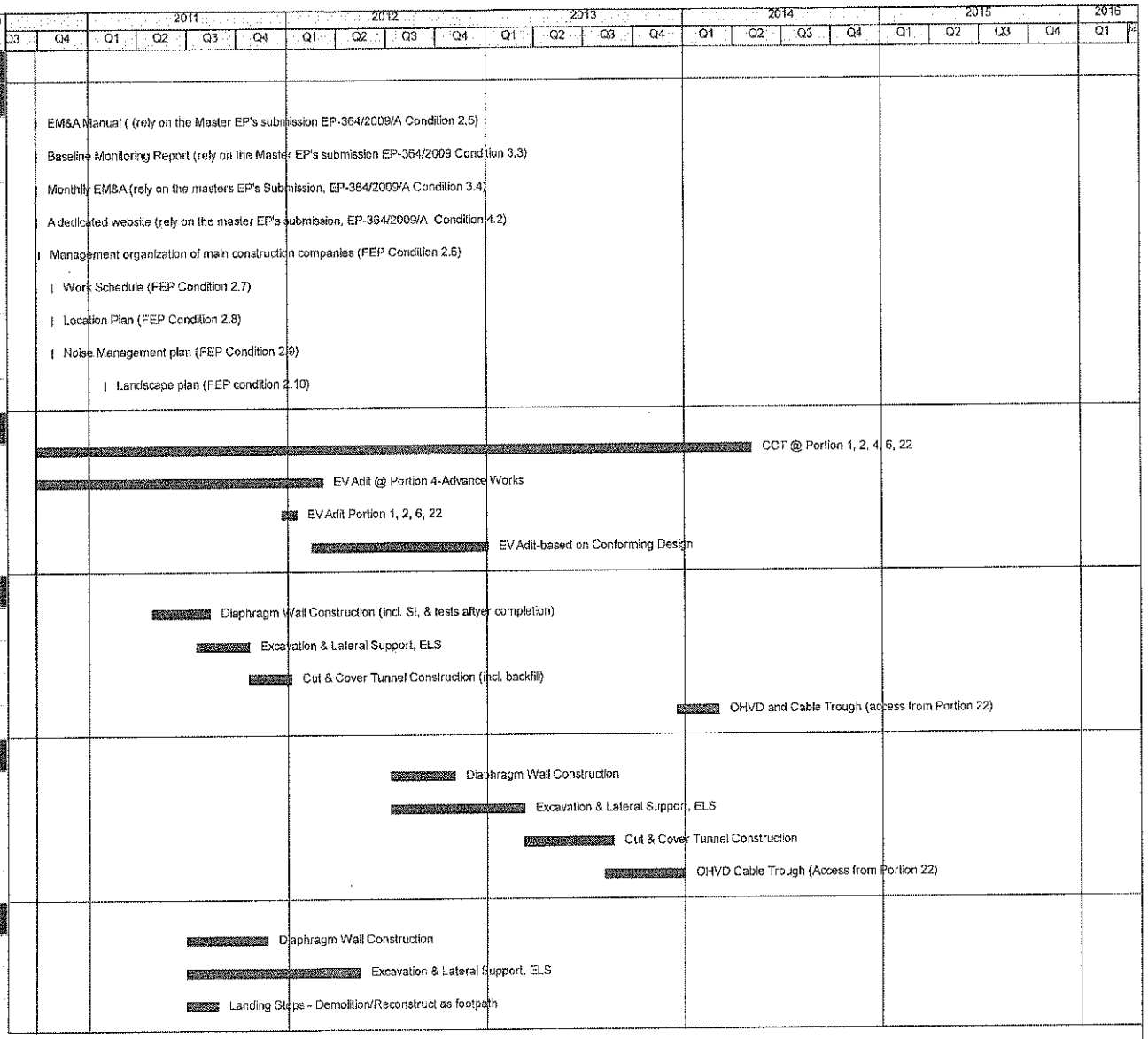

◆ Milestone
◆ Milestone
Remaining Work
Critical Remaining Work
Actual Work

1 of 2

China State Construction Engineering (Hong Kong) Ltd.

Contract No. HY/2009/15 - Central Wan Chai By Pass - Tunnel

(CBTS Section)

Prepared by William Caluza

Date	Revision	Checked	Approved
14-Mar-11	Revision C	ST	KL
	File: 0001a		
	(Layout:HY/2009/15: CWB - Summary)		

中國建築工程(香港)有限公司
CHINA STATE CONSTRUCTION ENGRG. (HONG KONG) LTD

Activity Name	Original Duration	Planned Start	Planned Finish
Rock Excavation	235d	25-Apr-12	15-Dec-12
ME4-Diaphragm Wall	114d	10-May-12	19-Oct-12
AS Logistics Area for Mined Tunneling Works	174d	01-Jun-12	07-Feb-13
ME4-ELS Works	212d	01-Jun-12	02-Apr-13
SCL Entrusted Works	291d	18-Jul-12	09-Sep-13
Cut & Cover Tunnel Construction (w/o TS4 +)	111d	17-Dec-12	06-Apr-13
ME4-RC Structure	146d	28-Jan-13	21-Aug-13
OHVD and Cable Trough (Acess from TZ5/TPCWAE/TPCWAW)	180d	17-Jun-13	13-Dec-13
MINED TUNNEL			
CHT Protection Works @ location A, B, C	342d	27-Sep-10	01-Feb-12
Tunnel works from West Portal (acces from TPCWAE& TZ5	418d	12-Mar-12	30-Oct-13
Tunnel Works from East Portal (Access from TS4 Area)	214d	30-Mar-12	01-Feb-13
Tunnel OHVD & Cable Trough	384d	02-Dec-13	22-May-15
TPCWAE			
Drainage Diversion works along Hung Hing Road (Portion 19)	176d	15-Oct-10	24-Jun-11
Diaphragm Wall Construction	147d	20-May-11	13-Oct-11
Excavation & Lateral Support, ELS	421d	20-May-11	13-Jul-12
Rock Excavation	206d	12-Mar-12	03-Oct-12
AS Logistics Area for Mined Tunneling works	342d	12-May-12	18-Apr-13
Cut & Cover Tunnel Construction	130d	28-Jan-13	06-Jun-13
OHVD and Cable Trough(Access from TZ5/TPCWAW)	182d	18-Feb-15	18-Aug-15
TPCWAW & PORTION 11			
Diaphragm Wall Construction + Portion 11	222d	25-Oct-13	03-Jun-14
Excavation & Lateral Support, ELS	478d	25-Oct-13	14-Feb-15
Cut & Cover Tunnel Construction	143d	30-Dec-14	21-May-15
OHVD and Cable Trough Installation (Access from Portion 11)	236d	22-May-15	11-Jan-16

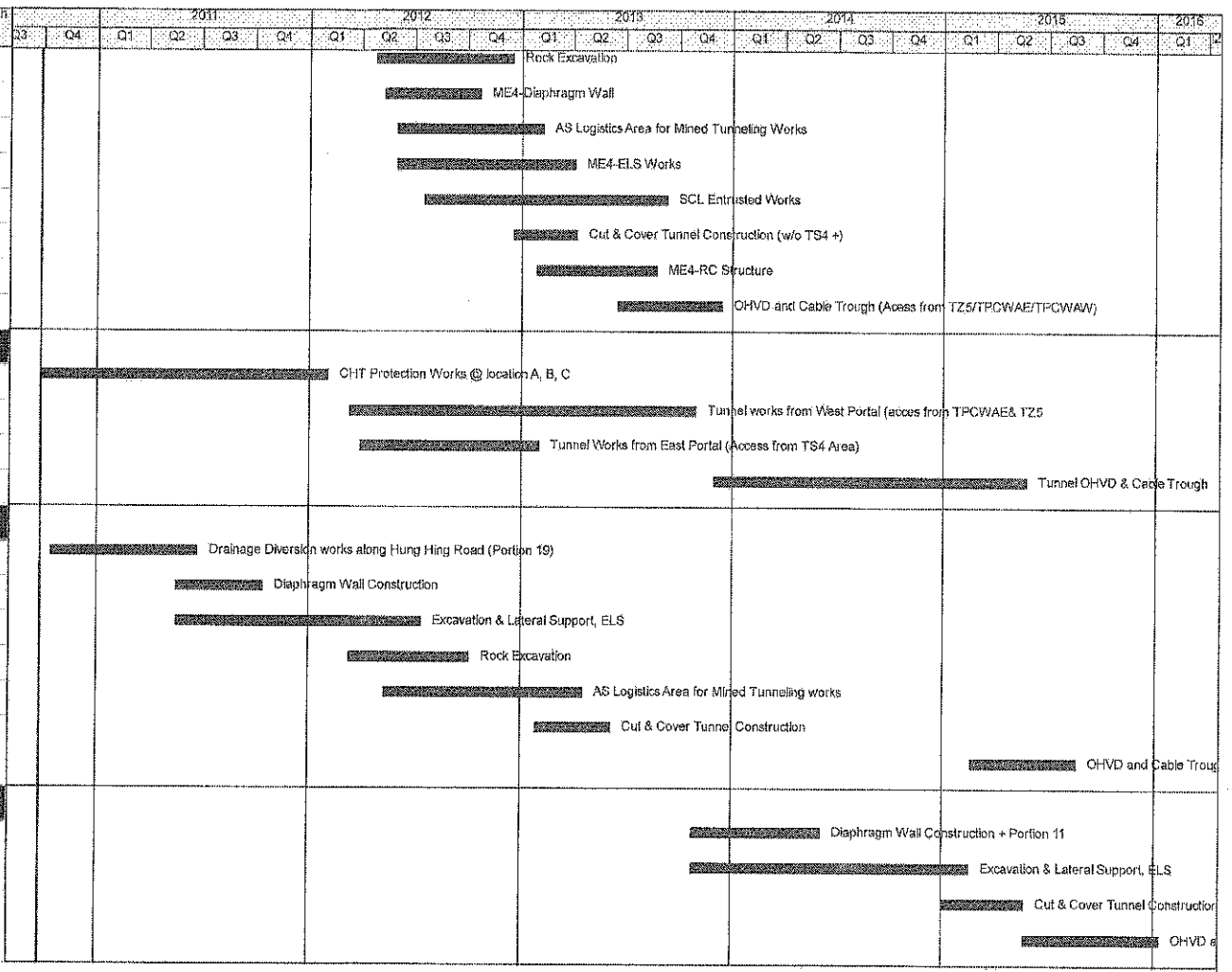

◆ Milestone
◆ Milestone
Remaining Work
Critical Remaining Work
Actual Work

2 of 2

China State Construction Engineering (Hong Kong) Ltd.

Contract No. HY/2009/15 - Central Wan Chai By Pass - Tunnel

(CBTS Section)

Prepared by William Caluza

Date	Revision	Checked	Approved
14-Mar-11	Revision C	ST	KL
	File: 0001a		
	(Layout:HY/2009/15: CWB - Summary)		

中國建築工程(香港)有限公司
CHINA STATE CONSTRUCTION (H.K.) HONG KONG LTD.

Activity ID	Activity Name	Original Duration	Start	Finish	Total Float
38030	Request comment from RMO & TD comment for modify their current T'	14d	30-03-11 A	15-04-11 A	
38040	Notice FEHD	1d	18-04-11 A	18-04-11 A	
38050	Water pipe diversion	2d	22-04-11 A	23-04-11 A	
38060	Modify of temporary hoarding at TTA area	2d	28-04-11 A	29-04-11 A	
38070	Stabilization works at the existing abutment by others	59d	01-04-11 A	30-11-11	0d
Remaining / Re-install Pipe Piles and Sheet Piles					
Remaining Pile Piling Works at Zone A to Zone F					
39000	Submission of method statement & ICE certificate for 100mm grout pipe at Zone E and Zone F	1d	01-03-11 A	01-03-11 A	
39010	Request consent by the engineer for 100mm grout pipe at Zone E and Zone F	7d	28-03-11 A	29-03-11 A	
39020	Drilling of 100mm for grouting works at Zone F (12 nos)	30d	29-03-11 A	26-04-11 A	
39030	Drilling of 100mm for grouting works at Zone E (8 nos)	20d	26-04-11 A	09-05-11 A	
39040	Grouting of 100mm at Zone F (12 nos)	5d	03-05-11 A	08-05-11 A	
39050	Grouting of 100mm at Zone E (8 nos)	3d	09-05-11 A	11-05-11 A	
39060	Request engineer's provide detail information for strengthening works at abutment A	14d	12-05-11 A	16-06-11 A	
39070	Review design and method statement for pipe piling works	14d	24-05-11 A	27-06-11 A	
39080	Submission of method statement and ICE certificate for pipe piling works at Zone A to Zone F	1d	28-06-11 A	29-06-11 A	
39090	Request consent by the engineer for pipe pile works at Zone A to Zone I	7d	28-07-11 A	04-08-11 A	
39100	Drilling of 219mm for pipe pile wall at Zone F (25 nos)	13d	17-09-11	03-10-11	60d
39110	Drilling of 219mm for pipe pile wall at Zone E (17 nos)	9d	16-09-11	26-09-11	75d
39120	Grouting of 219mm at Zone F (25 nos)	11d	26-09-11	10-10-11	74d
39130	Grouting of 219mm at Zone E (17 nos)	9d	21-09-11	30-09-11	80d
39140	Drilling of 100mm for grouting works at Zone C (15 nos)	4d	09-09-11	14-09-11	60d
39145	*Re-drilling of 100mm for grouting works at Zone C (9 nos)	2d	15-09-11	16-09-11	60d
39150	Drilling of 100mm for grouting works at Zone D (18 nos)	5d	09-09-11	15-09-11	75d
39160	Drilling of 100mm for grouting works at Zone E (19 nos)	5d	27-09-11	03-10-11	75d
39170	Drilling of 100mm for grouting works at Zone F (13 nos)	3d	04-10-11	07-10-11	60d
39175	*Re-grouting of 100mm at Zone A & B (52 nos)	8d	15-09-11	23-09-11	86d
39180	Grouting of 100mm at Zone C (15 nos)	3d	15-09-11	17-09-11	85d
39185	*Re-grouting of 100mm at Zone C (9 nos)	2d	19-09-11	20-09-11	85d
39190	Grouting of 100mm at Zone D (18 nos)	4d	16-09-11	20-09-11	85d
39200	Grouting of 100mm at Zone E (19 nos)	4d	04-10-11	08-10-11	75d
39210	Grouting of 100mm at Zone F (13 nos)	4d	08-10-11	12-10-11	72d
39220	Completion of works for pile pipe wall at Zone A to Zone F	0d		12-10-11	72d
Pile Piling Works at Stage 1 Zone D near LCSD Garden					
40000	Prepare and review ELS design and method statement at stage 1 (L-sharp)	30d	13-04-11 A	20-05-11 A	
40010	Submission of method statement and ICE certificate for pipe piling works at stage 1 Zone D near LCSD Garden	14d	26-05-11 A	28-06-11 A	
40020	Request consent by the engineer for pipe pile works at stage 1 Zone D near LCSD Garden	7d	29-06-11 A	25-07-11 A	
40030	Drilling of 100mm for grouting works at stage 1 Zone D near LCSD Garden (35 nos)	7d	26-07-11 A	02-08-11 A	
40040	Grouting of 100mm at stage 1 Zone D near LCSD Garden (35 nos)	7d	03-08-11 A	19-08-11 A	
40050	Drilling of 273mm for pipe pile wall at stage 1 Zone D near LCSD Garden (35 nos)	18d	10-08-11 A	31-08-11	60d
40060	Grouting of 273mm at stage 1 Zone D near LCSD Garden (35 nos)	14d	25-08-11	09-09-11	90d
40070	Drilling of 100mm for grouting works at stage 1 Zone D near LCSD Garden (35 nos)	7d	01-09-11	08-09-11	60d
40080	Grouting of 100mm at stage 1 Zone D near LCSD Garden (35 nos)	7d	10-09-11	19-09-11	90d
40090	Completion of works for pile pipe wall at stage 1 Zone D near LCSD Garden	0d		19-09-11	90d
Revised Basement Carpark Setting Out at stage 1 Zone F and Zone G					
50000	Revised basement carpark setting out alignment at stage 1 Zone F and Zone G	6d	21-07-11 A	27-07-11 A	
50010	Removal completed shoring at stage 1 Zone F and Zone G	7d	22-07-11 A	30-07-11 A	
50020	Removal completed sheet piling at stage 1 Zone F	10d	22-07-11 A	01-08-11 A	

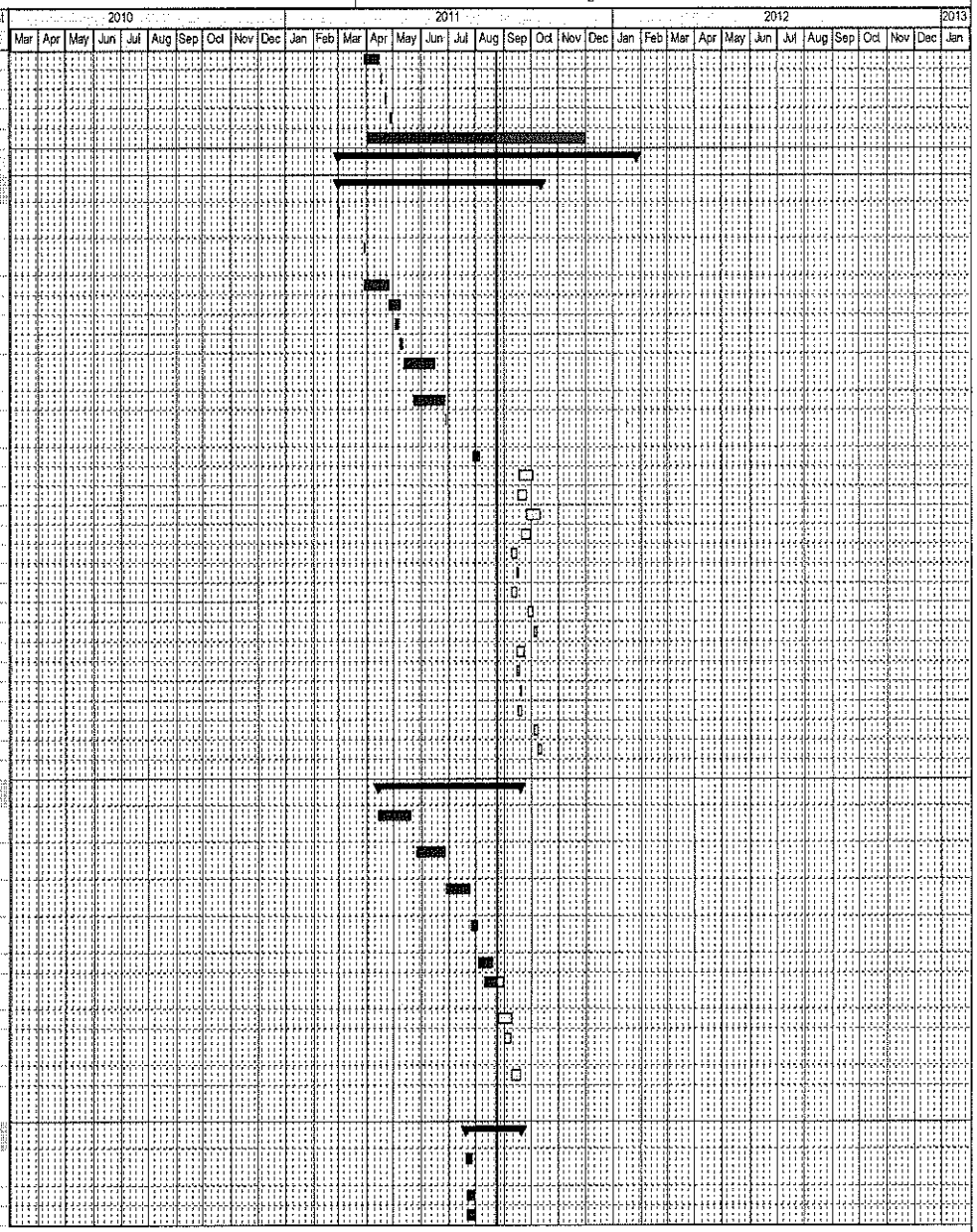

Activity ID	Activity Name	Original Duration	Start	Finish	Total Float
50040	Removal completed sheet piling at stage 1 Zone G	5d	08-08-11 A	24-08-11 A	
50050	Prepare and review ELS design and method statement for revised setting out at stage 1 (L-sharp)	16d	30-07-11 A	23-08-11 A	
50060	Submission of method statement and ICE certificate for sheet piling works at stage 1 (L-sharp)	14d	23-08-11 A	06-09-11	6d
50070	Reinstallation sheet piling at stage 1 Zone F and Zone G	40d	02-08-11 A	14-09-11	0d
50080	Pre-drilling of 560mm for sheet piling installation at stage 1 Zone F	12d	26-08-11	08-09-11	4d
50090	Request consent by the engineer for excavation at stage 1 (L-sharp)	5d	15-09-11	20-09-11	0d
Remaining Pile Piling Works at Zone S					
39300	Perpare of method statement and ICE certificate for pipe piling works at Zone S (new design)	10d	17-08-11 A	29-08-11	71d
39305	Mobilization plant and platform	7d	30-08-11	06-09-11	71d
39310	Request consent by the engineer for pipe pile works at Zone S	7d	30-08-11	06-09-11	71d
39320	Drilling of 219mm for pipe pile wall at Zone S (21 nos)	21d	07-09-11	03-10-11	71d
39330	Drilling of 100mm for grouting works at Zone S (14 nos)	5d	04-10-11	10-10-11	71d
39340	Grouting of 219mm at Zone S (21 nos)	15d	21-09-11	10-10-11	74d
39350	Grouting of 100mm at Zone S (14 nos)	3d	11-10-11	13-10-11	71d
39370	Completion of works for pile pipe wall at Zone S	0d		13-10-11	71d
Sheet Piling Installation at Stage 2					
55000	Prepare and review ELS design and method statement at stage 2	21d	24-05-11 A	28-06-11 A	
55010	Submission of method statement and ICE certificate at stage 2	30d	28-06-11 A	30-08-11	43d
55020	Submission ICE check certificate for structural condition of temporary works	10d	12-08-11 A	27-08-11	43d
55030	Request consent by the engineer for pump water and removal shoring at (SP15 - SP19)	5d	29-08-11	02-09-11	43d
55040	Pumping water to around +0.5mpd and removal shoring at (SP15 - SP'	10d	03-09-11	15-09-11	43d
55050	Reinstallation sheet piling to -16mpd (SP15 - SP19)	50d	16-09-11	15-11-11	43d
Pre-drilling of 560mm for sheet piling installation near TC19					
55500	Perpare of method statement and ICE certificate for pre-drilling works near TC19 at (SP24 - SP27)	14d	05-11-11	21-11-11	0d
55510	Request consent by the engineer for pre-drilling works	7d	22-11-11	29-11-11	0d
55520	Mobilization plant and platform	3d	30-11-11	02-12-11	0d
55530	Pre-drilling of 560mm for sheet piling installation near TC19 at (SP24 - SP27)	18d	03-12-11	23-12-11	0d
55540	Sheet piling installation near TC19 at (SP24 - SP27)	10d	24-12-11	07-01-12	0d
55550	Request consent by the engineer for excavation at stage 2	5d	21-01-12	26-01-12	0d
Dewatering/Ground Water Control Measures					
45000	Prepare proposal for dewatering control	21d	18-04-11 A	16-05-11 A	
45010	Submission of method statement and ICE certificate for dewatering control at stage 1 (L-sharp)	7d	20-05-11 A	07-06-11 A	
45020	Installation of dewatering system at stage 1 (L-sharp)	12d	27-06-11 A	16-07-11 A	
45030	Pumping Test at stage 1 (L-sharp)	4d	19-07-11 A	23-07-11 A	
45040	Prepare and submission for pumping test report at stage 1 (L-sharp)	14d	25-07-11 A	23-08-11 A	
45050	Submission of method statement and ICE certificate for dewatering control at stage 2	7d	13-06-11 A	28-06-11 A	
45060	Installation of dewatering system at stage 2	16d	08-10-11	26-10-11	60d
45080	Pumping Test at stage 2	4d	09-01-12	12-01-12	0d
45090	Prepare and submission for pumping test report at stage 2	7d	13-01-12	20-01-12	0d
45100	Completion of works for dewatering control	0d		20-01-12	0d
Excavation and Shoring Installation at Basement Carpark					
ELS - L-Sharp - For Bay B1 to Bay B3					
60000	Excavation to +0.7mpd at Bay 1	2d	21-09-11	22-09-11	0d
60010	Installation 1st layer waler and strut at Bay 1	5d	23-09-11	28-09-11	0d
60020	Excavation to +0.7mpd at Bay 2	3d	23-09-11	26-09-11	0d
60030	Installation 1st layer waler and strut at Bay 2	5d	27-09-11	03-10-11	0d
60040	Excavation to -2.2mpd at Bay 1 & protect grouted soil underneath Pilec	9d	29-09-11	11-10-11	0d
60060	Installation 2nd layer waler and strut at Bay 1	7d	12-10-11	19-10-11	0d
60070	Excavation to -4.1mpd at Bay 1 & protect grouted soil underneath Pilec	9d	20-10-11	29-10-11	0d
60080	Excavation to -2.2mpd at Bay 2 & protect grouted soil underneath Pilec	9d	04-10-11	14-10-11	0d

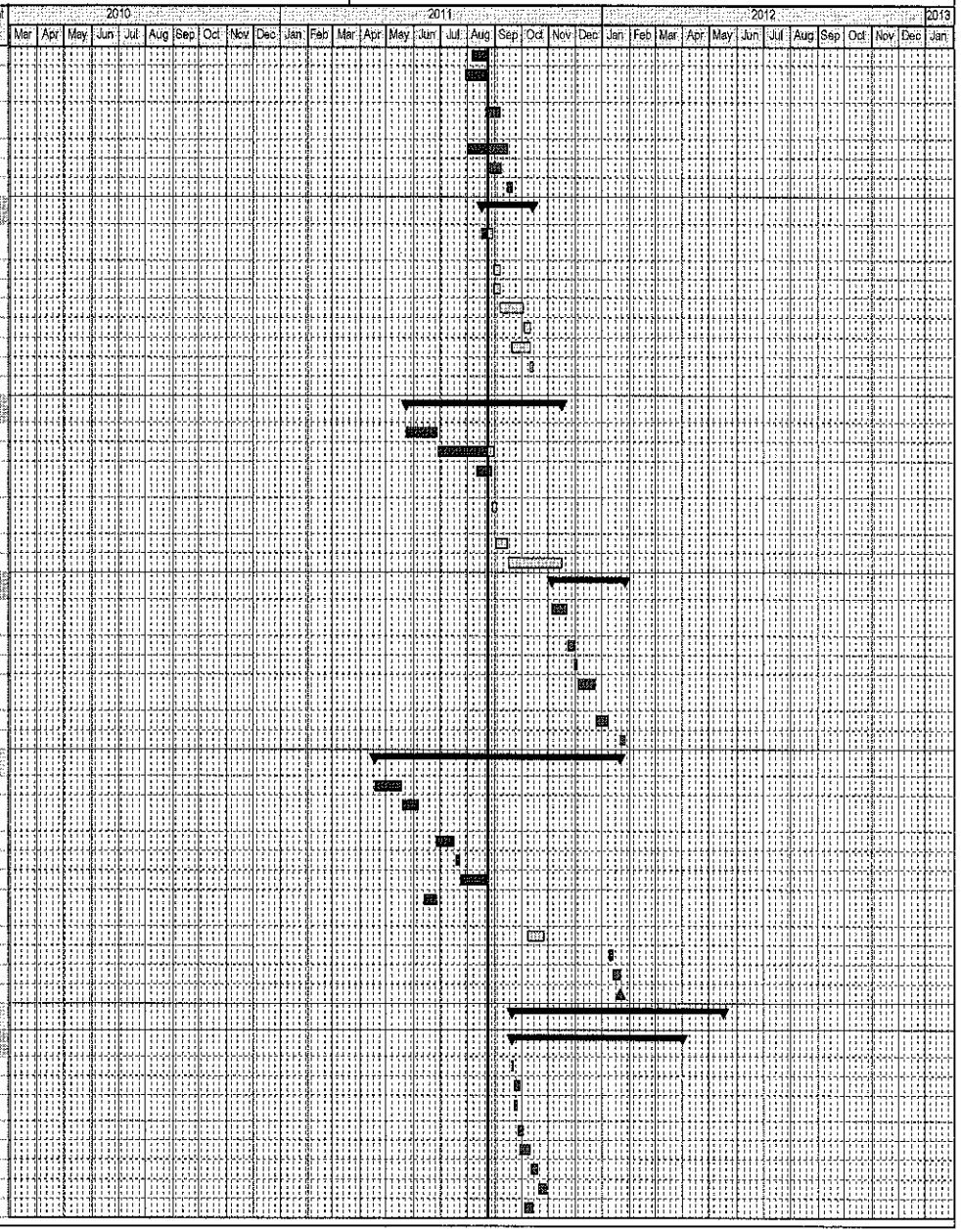

Data Date: 20-Aug-11
Print Date: 29-Aug-11
OCP3-2

HY/2009/18 Central - Wan Chai Bypass (Central Interchange)

TASK filter: HL.

LEIGHTON

Activity Name	Start	Finish	Total Float
CWB - Central Interchange			
HIGH LEVEL PROGRAMME			
DATE FOR COMMENCEMENT & COMPLETION			
Contract Commencement	21-Sep-10 A	03-Jan-11 A	
Contract Construction Completion		30-Jan-16	365
Contract DLP and Establishment Works Completion		29-Jan-17	0
PRELIMINARIES			
Preliminary Submissions / Approvals	21-Sep-10 A	03-Jan-11 A	
Commence Site Mobilisation	03-Jan-11 A		
Mobilise, Hoarding & Site Clearance	03-Jan-11 A	14-May-11 A	
PORTION IV WORKS			
CWB Tunnel CH1480 to CH1580			
Site Investigation	11-May-11 A	15-Sep-11	28
Construct Guide Walls	27-Jun-11 A	30-Sep-11	20
Construct D-Wall / Barrettes	26-Aug-11	19-Apr-12	20
ELS Works	20-Apr-12	11-Oct-12	19
Construct CWB Tunnel & Ventilation Building	12-Oct-12	21-Jun-13	19
Works inside CWB Tunnel	22-Jun-13	24-Sep-13	18
KD-8 Complete		13-Oct-13*	0
CWB Tunnel CH1580 to CH1646			
Construction Diversion for Finance Street	05-Sep-11	22-Oct-11	42
East End of Finance St. Closed		23-Oct-11	219
Site Investigation	30-Jul-11 A	06-Dec-11	126
Construct Guide Walls	30-Jul-11 A	04-Jan-12	97
Construct D-Wall / Barrettes	19-Mar-12	30-Jul-12	18
ELS Works	31-Jul-12	19-Dec-12	22
Construct CWB Tunnel	20-Dec-12	16-Apr-13	20
Works inside CWB Tunnel	10-Aug-13	13-Dec-13	161
KD-7 Complete		23-May-14*	0
CWB Tunnel CH1646 to CH1685			
Man Yiu St. Diverted (Possess Portion IIIA, IIIB)		01-Feb-12	52
Site Clearance & Divert Existing Utilities	01-Feb-12	29-Mar-12	60
Site Investigation	30-Mar-12	04-May-12	54
Sheet Pile / Pipe Pile / Grouting	26-Mar-12	29-May-12	63
Construct Guide Walls	05-May-12	02-Jun-12	55
Construct Barrettes	04-Jun-12	04-Jul-12	52
Temporary Works to Support C/W Pipes	30-May-12	25-Jun-12	61
ELS Works	05-Jul-12	06-Dec-12	56
Demolish & Reconstruct CWB Tunnel	07-Dec-12	08-Mar-13	59
Works Inside CWB Tunnel	22-Jun-13	23-Oct-13	212
Surface Works			
Backfill, U/G Services, Roadworks & Landscaping	25-Jan-13	11-Jan-14	296
KD-6 Complete		03-Nov-14*	0
PORTION III WORKS			
CWB Tunnel CH1685 to CH1704			
Access to CRIII Works Area	01-Sep-11		56
Works Area within CRIII Preparation	01-Sep-11	31-Dec-11	61
Site Investigation	01-Feb-12	13-Mar-12	374
Construct Guide Walls	29-Feb-12	30-Mar-12	379
Construct D-Wall / Barrettes (thru old seawall)	31-Mar-12	12-Sep-12	376
Construct Man Yiu Street Temporary Diversion	24-Nov-11	31-Jan-12	52
ELS Works	13-Sep-12	19-Dec-12	377
Construct CWB Tunnel (excl. roof slab)	20-Dec-12	23-Mar-13	375
Break into Existing CWB Tunnel	25-Mar-13	25-Apr-13	377
Construct CWB Tunnel Roof Slab	09-Jul-13	19-Aug-13	304
Works Inside CWB Tunnel	20-Aug-13	05-Nov-13	269
CWB Tunnel CH1704 to CH1825			
KD-4 Complete		01-Aug-14*	0
Works inside CWB Tunnel	16-Oct-12	09-Oct-13	271
CWB Tunnel CH1825 to CH2600			
Works inside CWB Tunnel	10-Apr-12	02-Sep-13	100
KD-5 Complete		31-Jan-14*	0
Surface Works			
Road P1 Roadworks & Landscaping	20-Aug-13	19-Mar-14	324
Man Yiu St. Widening Roadworks & Landscaping	31-Jul-13	27-Nov-13	415
KD-3 Complete		06-Feb-15*	0
PORTION V WORKS			
Mobilization, Set up, Utilities Diversion, Tree	03-Jan-11 A	03-Jun-11 A	
Construct Trough B Structure - Phase 1	20-May-11 A	04-Aug-12	587
Construct Trough B Structure - Phase 2b	12-Oct-11	06-Sep-13	335
Temporary Drainage Diversion	15-Jul-13	23-Oct-13	19
Construct Trough B Structure - Phase 2a	24-Oct-13	26-Jul-14	33
Construct Trough B Structure - West End Portion	21-Jul-14	15-Oct-14	19
Portion VI Access Date	12-Nov-12		322
Man Kwong St. W/B Widening	12-Nov-12	05-Apr-13	320
Construct Retaining Wall D	29-Jul-13	20-Dec-13	90
Remaining Roadworks & Landscaping	16-Nov-13	15-Jul-14	111
KD-9 Complete		03-Nov-14*	0
PORTION VI WORKS			
Portion VI Access Date	12-Nov-12		219
Man Kwong St. W/B Widening	12-Nov-12	05-Apr-13	209
Retaining Walls F	15-Oct-14	02-Jun-15	95
Retaining Walls G	12-Nov-12	12-Oct-13	693
Bridge B	12-Nov-12	25-Aug-14	523
Trough A	21-Dec-13	14-Oct-14	83
Elevated Layby at Rumsey St. Flyover	23-Apr-14	29-Jul-15	185
Bridge A	12-Nov-12	01-Aug-14	157
Open Slip Road D / Man Po St.		14-Oct-14	838
Retaining Wall A & B	15-Oct-14	16-Jun-15	81
Remainging U/G Services, Roadworks & Landscaping	07-Nov-14	14-Sep-15	82
KD-10 Complete		30-Jan-16*	0
KD-16 Complete		30-Jan-16*	0
Landscaping Establishment (Last Area)	15-Sep-15	13-Sep-16	138
KD-15 Complete		29-Jan-17	0

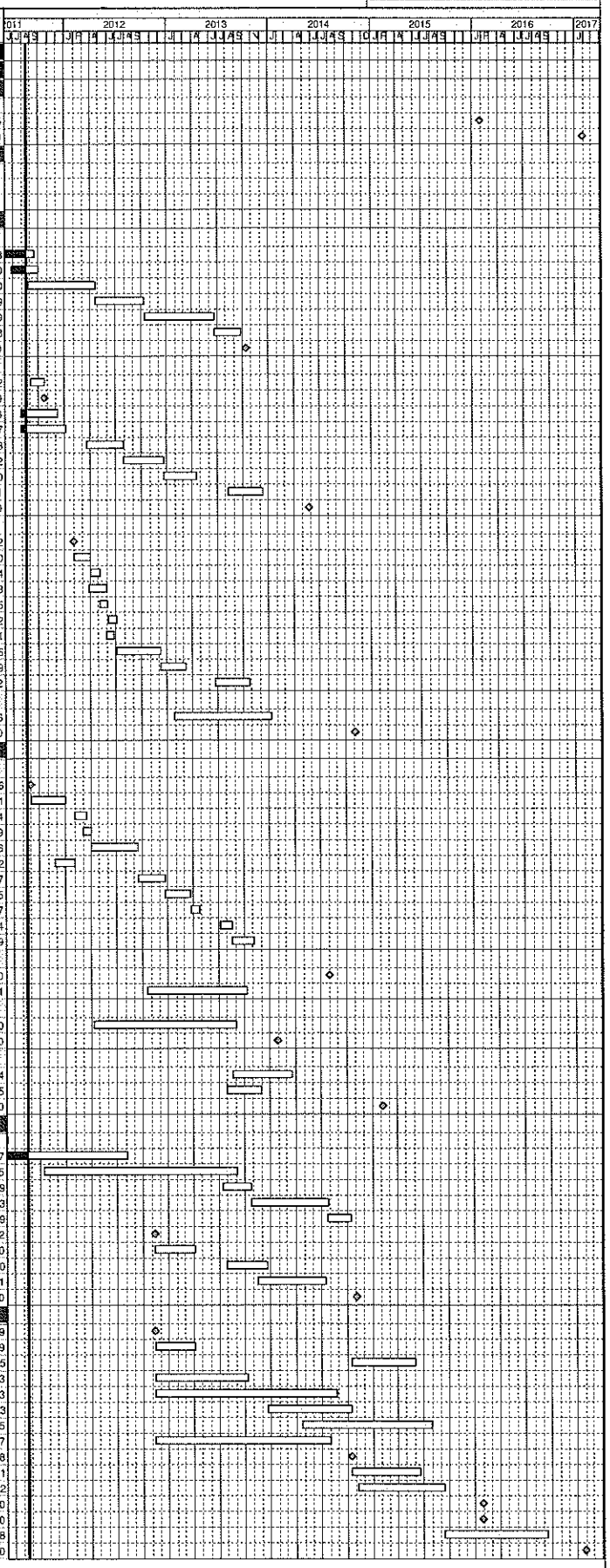

Data Date: 20-Apr-12
Print Date: 25-Apr-12

HY/2009/18 Central - Wan Chai Bypass (Central Interchange)

TASK filters: 3 Months, Not HL.

LEIGHTON

Activity ID	Activity Name	Original Durati...	Start	Finish	Total Float
Updated 2012-04-20 CWB - Central Interchange (2011-12-23)Revised Detailed Wo...					
PRELIMINARIES					
Access Dates & Milestones					
Portion Possession Dates					
1285	Portion III B Available (DAY-567)	0	20-Apr-12*		-10
1295	Portion III C Available (DAY-567)	0	20-Apr-12*		-10
Submissions & Approvals					
Specified Plans					
MTRC Impact Assessment Report					
1558	Resubmit MTRC Impact Assessment Report - Cut & CoverTunnel	28	17-Feb-12 A	30-Apr-12	92
1501	Resubmit MTRC Impact Assessment Report - Phase 2	12	19-Feb-12 A	15-May-12	138
1371	Resubmit MTRC Impact Assessment Report - MYS Tunnel	28	25-Feb-12 A	29-Mar-12 A	
1534	MTRC Impact Assessment Report - Engineer / MTRC Review & Comment	12	30-Mar-12 A	12-Apr-12 A	
1535	Resubmit MTRC Impact Assessment Report - MYS Tunnel	28	13-Apr-12 A	17-May-12	121
1559	MTRC Impact Assessment Report - Engineer / MTRC Review & Comment (Cut & Cover)	12	01-May-12	12-May-12	92
1504	MTRC Impact Assessment Report - Engineer / MTRC Review & Comment (Phase 2)	12	16-May-12	27-May-12	138
1553	MTRC Impact Assessment Report - Engineer / MTRC Review & Comment (MYS)	12	18-May-12	29-May-12	121

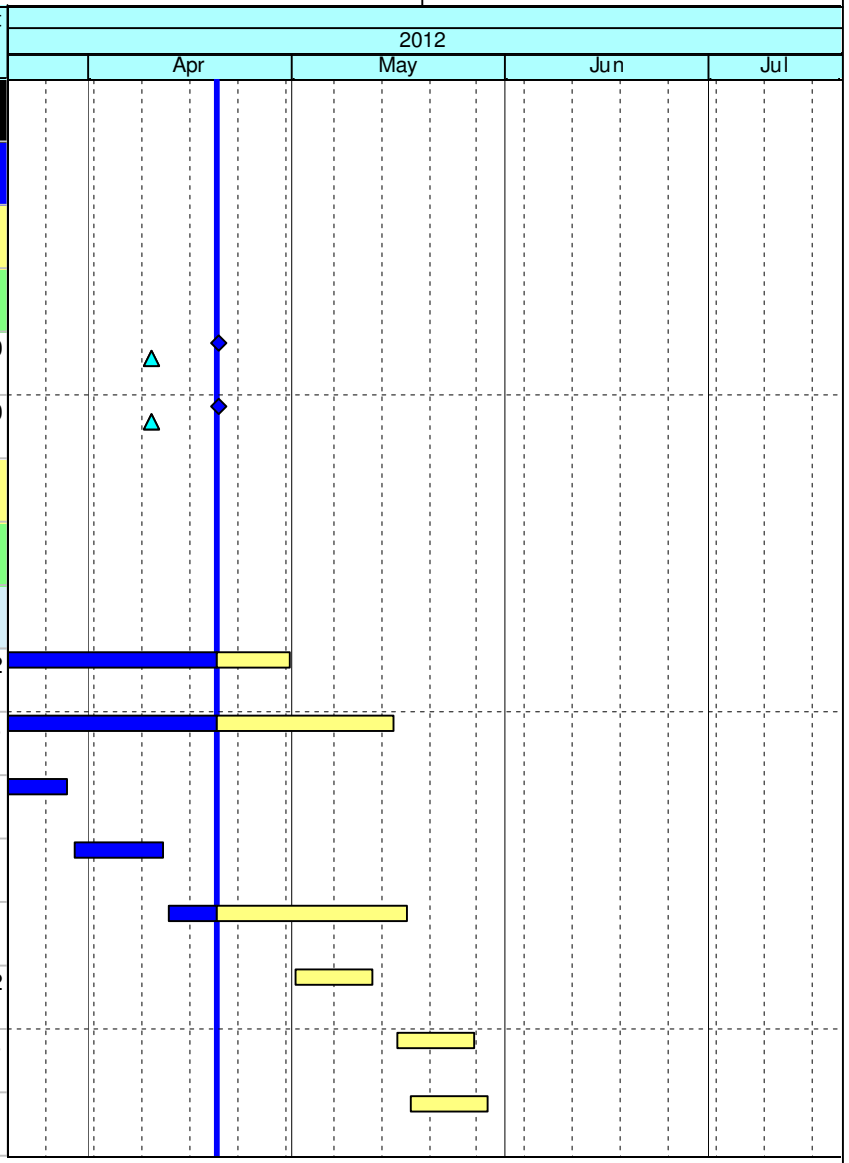

Current Milestone
Level of Effort
Baseline Milestone
Actual Work
Critical Remaining Work
Remaining Work
Project Baseline

Leighton Contractors (Asia) Limited
Programme Update 19 (Apr 2012)
THREE MONTH ROLLING

Project ID: U019
Baseline: DCP3-3
Layout: Update Three Month Rolling U018
Page 1 of 12

U019 Programme Update 19 (Apr 2012)			
Date	Revision	Checked	Approv...
21-Apr-12	U019	RC	DS
21-Mar-12	U018	RC	DS

Data Date: 20-Apr-12
Print Date: 25-Apr-12

HY/2009/18 Central - Wan Chai Bypass (Central Interchange)

TASK filters: 3 Months, Not HL.

LEIGHTON

Activity ID	Activity Name	Original Durati...	Start	Finish	Total Float
Traffic					
Temporary Traffic Management					
1404	TTM - Revise & Resubmit	18	15-Mar-12 A	11-Apr-12 A	
1415	TTM - Engineer / 16th TMLG Review & Approve	19	12-Apr-12 A	18-Apr-12 A	
1416	TTM - Revise & Resubmit	18	19-Apr-12 A	07-May-12	366
14230	TTM - Engineer / 17th TMLG Review & Approve	19	08-May-12	26-May-12	366
14231	TTM - Revise & Resubmit	18	27-May-12	13-Jun-12	366
Utility Protection and Diversions					
1191	Utilities - Coordination for Diversion - PCCW	200	03-Dec-10 A	25-Apr-12	320
1192	Utilities - Coordination for Diversion - CATV	200	03-Dec-10 A	25-Apr-12	320
1193	Utilities - Coordination for Diversion - HGC	200	03-Dec-10 A	25-Apr-12	320
1194	Utilities - Coordination for Diversion - HEC	200	03-Dec-10 A	25-Apr-12	541
1196	Utilities - Coordination for Diversion - WSD	389	03-Dec-10 A	25-Apr-12	819
1197	Utilities - Coordination for Diversion - WT&T	200	03-Dec-10 A	25-Apr-12	320
1198	Utilities - Coordination for Diversion - Towngas	203	03-Dec-10 A	22-Apr-12	323
Design					
Cost Saving Design (Contractor's Alternative Design)					

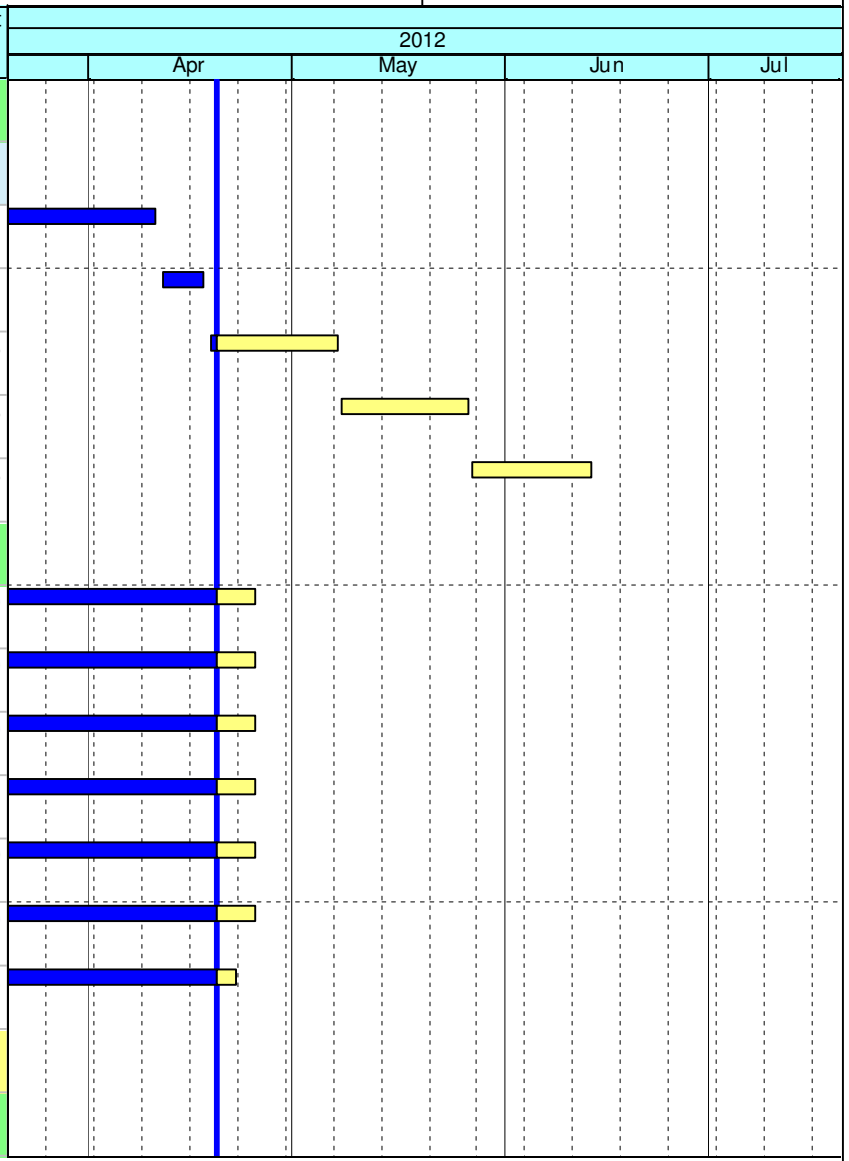

Current Milestone
Level of Effort
Baseline Milestone
Actual Work
Critical Remaining Work
Remaining Work
Project Baseline

Leighton Contractors (Asia) Limited
Programme Update 19 (Apr 2012)
THREE MONTH ROLLING

Project ID: U019
Baseline: DCP3-3
Layout: Update Three Month Rolling U018

U019 Programme Update 19 (Apr 2012)

Date	Revision	Checked	Approv...
21-Apr-12	U019	RC	DS
21-Mar-12	U018	RC	DS

Data Date: 20-Apr-12
Print Date: 25-Apr-12

HY/2009/18 Central - Wan Chai Bypass (Central Interchange)

TASK filters: 3 Months, Not HL.

LEIGHTON

Activity ID	Activity Name	Original Durati...	Start	Finish	Total Float
3728	CSD - Engineer Review & Approve Alternative Design	28	27-Jan-11 A	25-Apr-12	1740
Temporary Works Design					
ELS - Approach Ramp (Trough and Retaining Walls)					
1578	ELS - ELS Trough and Retaining Walls Re-Submit Design - Phase 2	12	19-Feb-12 A	15-May-12	138
1596	ELS - Resubmit Trough Construction Method Statement	12	17-Mar-12 A	28-Mar-12 A	
1597	ELS - Trough Construction Method Statement Engineer Review & Comment	12	29-Mar-12 A	11-Apr-12 A	
1579	ELS - ELS Trough and Retaining Walls Engineer Review & Approve - Phase 2	12	16-May-12	27-May-12	138
Utilities Support Bridge (Man Yiu Street)					
1602	USB - Resubmit Cooling Water Main Bridge Design	28	16-Mar-12 A	12-Apr-12 A	
1603	USB - Cooling Water Main Bridge Engineer Review & Approval	28	12-Apr-12 A	17-May-12	108
ELS - CWB / Ventilation Building Portion (CH1480 - CH1580)					
1498	ELS - ELS CWB / Top Down Slab Method Statement Engineer Review & Approval	28	09-Mar-12 A	06-May-12	8
1130	ELS - ELS CWB / Ventilation Building Resubmit Method Statement	15	15-Mar-12 A	10-Apr-12 A	
1529	ELS - ELS CWB / Ventilation Building Engineer Review & Approval	28	17-Mar-12 A	30-Apr-12	14
1556	ELS - ELS CWB / Vent Building - Engineer Issue Design Change Instruction Ref.	0		29-Mar-12 A	
1557	ELS - ELS CWB / Vent Building - ELS Design Re-Submission (Based On Design Change)	28	30-Mar-12 A	26-Apr-12	1739
1132	ELS - ELS CWB / Ventilation Building Engineer Method Statement Review & Approval	28	11-Apr-12 A	29-Apr-12	22

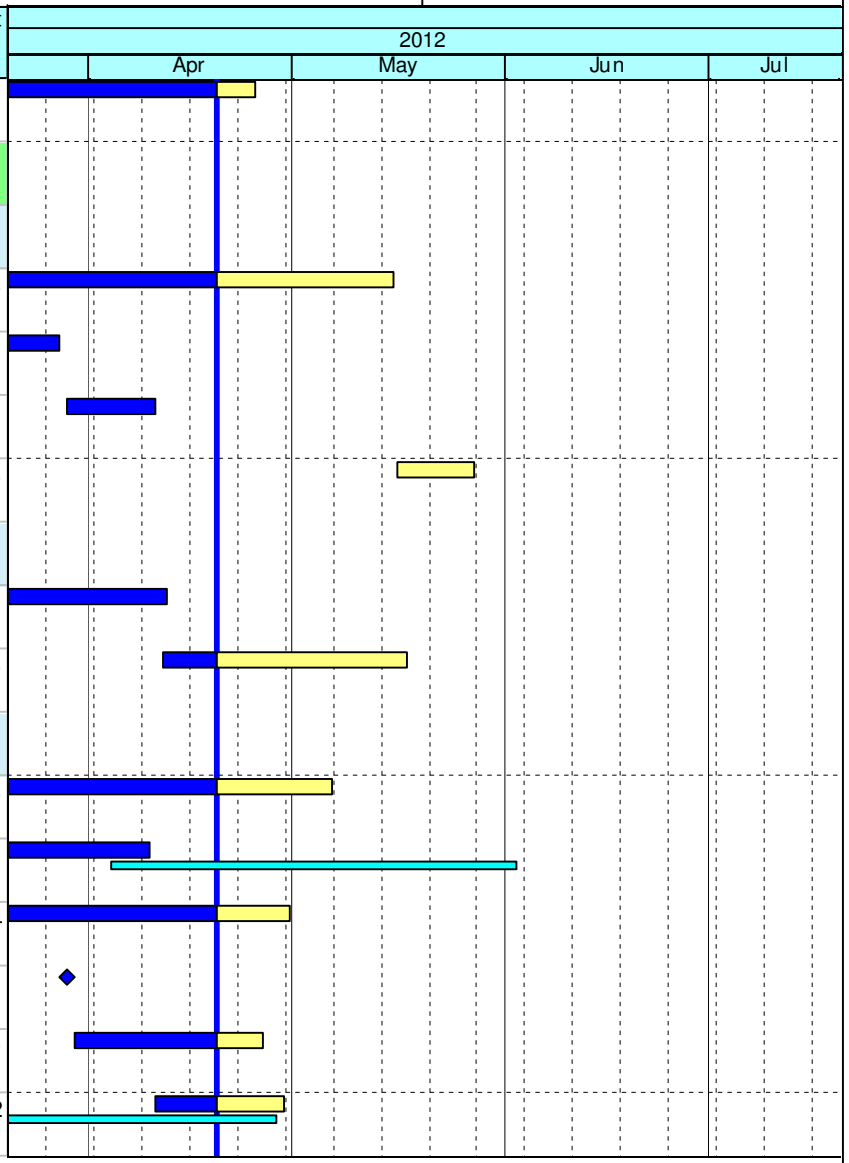

Current Milestone
Level of Effort
Baseline Milestone
Actual Work
Critical Remaining Work
Remaining Work
Project Baseline

Leighton Contractors (Asia) Limited
Programme Update 19 (Apr 2012)
THREE MONTH ROLLING

Project ID: U019
Baseline: DCP3-3
Layout: Update Three Month Rolling U018

U019 Programme Update 19 (Apr 2012)

Date	Revision	Checked	Approv...
21-Apr-12	U019	RC	DS
21-Mar-12	U018	RC	DS

Data Date: 20-Apr-12
Print Date: 25-Apr-12

HY/2009/18 Central - Wan Chai Bypass (Central Interchange)

TASK filters: 3 Months, Not HL.

LEIGHTON

Activity ID	Activity Name	Original Durati...	Start	Finish	Total Float
ELS - CWB Man Yiu Street Portion & Tunnel Modification Works (CH1646 - CH1685)					
3932	ELS - ELS CWB Man Yiu Street Portion Design Resubmission	15	25-Feb-12 A	29-Mar-12 A	
1593	ELS - ELS CWB Man Yiu Street Portion Method Statement Resubmission	28	14-Mar-12 A	17-May-12	105
3933	ELS - ELS CWB Man Yiu Street Portion Engineer Review & Approve	28	30-Mar-12 A	12-Apr-12 A	
1581	ELS - ELS CWB Man Yiu Street Portion Design Resubmission	15	13-Apr-12 A	04-May-12	28
1582	ELS - ELS CWB Man Yiu Street Portion Engineer Review & Approve	28	05-May-12	01-Jun-12	28
1595	ELS - ELS CWB Man Yiu Street Portion Engineer Review & Approve	28	18-May-12	14-Jun-12	105
ELS - CWB Cut & Cover Portion (CH1580 - CH1646)					
1497	ELS - ELS CWB CH1580-CH1646 Portion Re-submit Design	15	17-Feb-12 A	30-Apr-12	17
3937	ELS - ELS CWB CH1580-CH1646 Portion Prepare Method Statement	15	01-May-12	15-May-12	17
1496	ELS - ELS CWB CH1580-CH1646 Portion Re-submit Design Engineer Review & Comment	12	01-May-12	12-May-12	48
3939	ELS - ELS CWB CH1580-CH1646 Portion Method Statement Engineer Review & Approval	28	16-May-12	12-Jun-12	17
ELS - CWB CRIII Portion (CH1685 - CH1704)					
1604	ELS - ELS CRIII Portion Resubmit Design	28	25-Feb-12 A	29-Mar-12 A	
1605	ELS - ELS CRIII Portion Engineer Review & Approve	28	30-Mar-12 A	12-Apr-12 A	
1606	ELS - ELS CRIII Portion Resubmit Design	28	12-Apr-12 A	04-May-12	471
3943	ELS - ELS CRIII Portion Prepare Method Statement	15	20-Apr-12	04-May-12	471

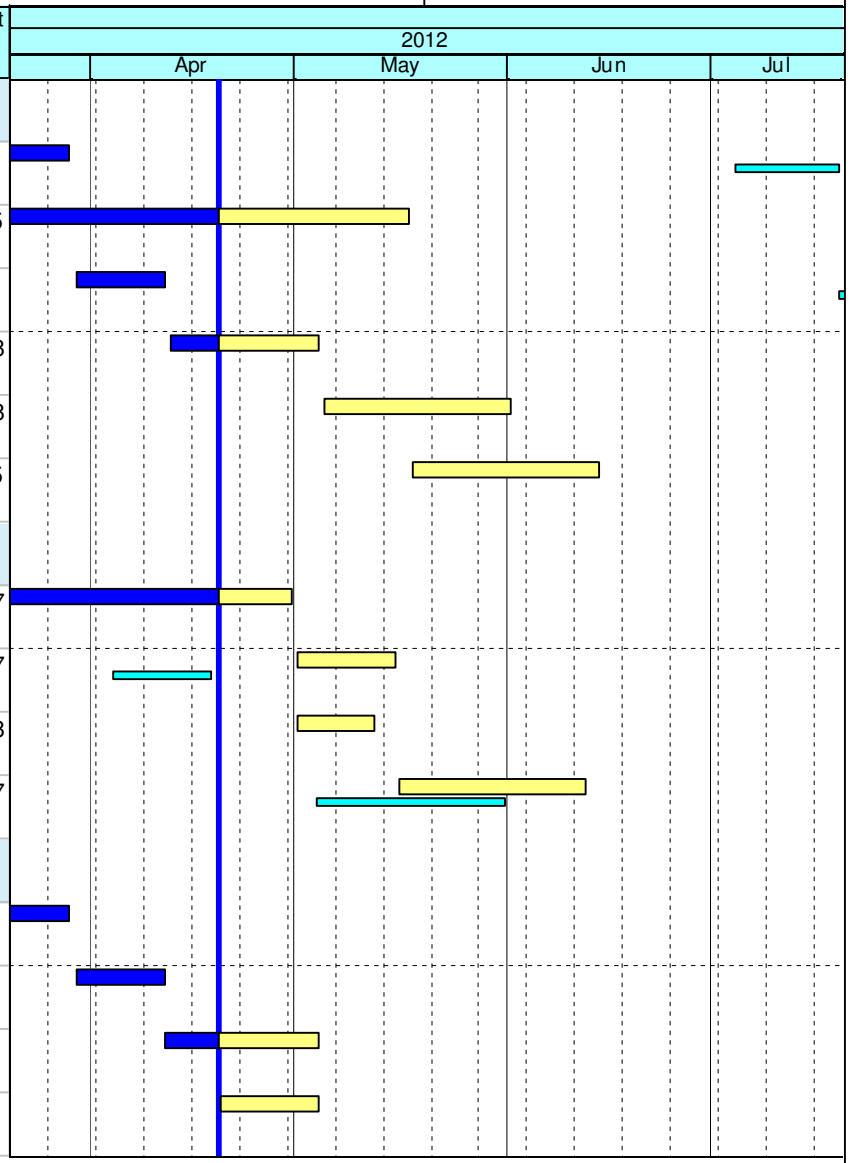

Current Milestone
Level of Effort
Baseline Milestone
Actual Work
Critical Remaining Work
Remaining Work
Project Baseline

Leighton Contractors (Asia) Limited
Programme Update 19 (Apr 2012)
THREE MONTH ROLLING

Project ID: U019
Baseline: DCP3-3
Layout: Update Three Month Rolling U018
Page 4 of 12

U019 Programme Update 19 (Apr 2012)

Date	Revision	Checked	Approv...
21-Apr-12	U019	RC	DS
21-Mar-12	U018	RC	DS

Data Date: 20-Apr-12
Print Date: 25-Apr-12

HY/2009/18 Central - Wan Chai Bypass (Central Interchange)

TASK filters: 3 Months, Not HL.

LEIGHTON

Activity ID	Activity Name	Original Durati...	Start	Finish	Total Float
3945	ELS - ELS CRIII Portion Engineer Review & Approve	28	05-May-12	01-Jun-12	471
1607	ELS - ELS CRIII Portion Engineer Review & Approve	28	05-May-12	01-Jun-12	471
ELS - Retaining Wall					
1169	ELS - ELS Retaining Wall VI Portion Prepare Design	52	22-May-12	12-Jul-12	499
1170	ELS - ELS Retaining Wall VI Portion Prepare Method Statement	15	15-Jul-12	29-Jul-12	499
Procurement, Shop Drawing, Manufacture & Delivery					
Excavation & Lateral Support					
1126	ELS - Wailing & Shoring Material Sourcing, Procurement and Delivery (Man Yiu St.)	60	30-Jun-12	28-Aug-12	0
1172	ELS - Wailing & Shoring Material Sourcing, Procurement and Delivery (Retaining Wall)	60	13-Jul-12	10-Sep-12	499
Cut & Cover Tunnel					
3812	Falsework and Formwork for Cut & Cover Tunnel Shop Drawing	28	20-Apr-12	17-May-12	4
3814	Falsework and Formwork for Cut & Cover Tunnel Material Procurment	28	18-May-12	14-Jun-12	4
3810	Falsework and Formwork for Cut & Cover Tunnel Off-site Fabrication	60	15-Jun-12	13-Aug-12	4
Overhead Ventilation Duct					
3811	OHVD - Propose Casting Yard, Method Statement, QA & Associated Documents	30	16-Apr-12 A	29-May-12	45
3813	OHVD - Engineer Review & Approve Casting Yard, Method Statement, QA & Associated Documents	30	30-May-12	28-Jun-12	45
3815	OHVD - Manufacture and Initial Delivery Precast Panels	60	29-Jun-12	27-Aug-12	45

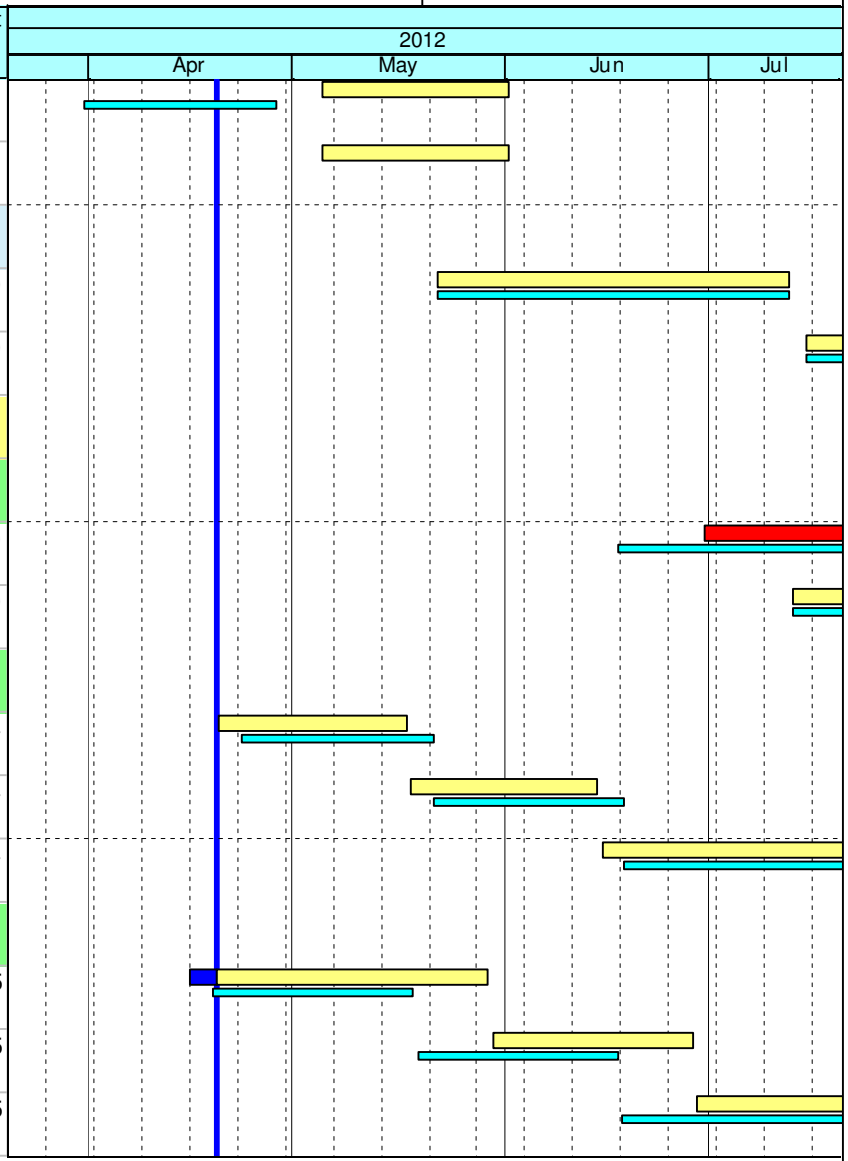

Current Milestone
Level of Effort
Baseline Milestone
Actual Work
Critical Remaining Work
Remaining Work
Project Baseline

Leighton Contractors (Asia) Limited
Programme Update 19 (Apr 2012)
THREE MONTH ROLLING

Project ID: U019
Baseline: DCP3-3
Layout: Update Three Month Rolling U018

U019 Programme Update 19 (Apr 2012)			
Date	Revision	Checked	Approv...
21-Apr-12	U019	RC	DS
21-Mar-12	U018	RC	DS

Data Date: 20-Apr-12
Print Date: 25-Apr-12

HY/2009/18 Central - Wan Chai Bypass (Central Interchange)

TASK filters: 3 Months, Not HL.

LEIGHTON

Activity ID	Activity Name	Original Durati...	Start	Finish	Total Float
Bridge Bearings					
3843	BEAR - Prepare & Submit Design & Particulars of Bearings	30	21-Jun-12*	20-Jul-12	285
Utilities Support Bridge (Man Yiu Street)					
3922	USB - Utilities Support Bridge Procurement	22	17-Jan-12 A	25-Apr-12	13
3923	USB - Utilities Support Bridge Manufacture and Delivery, Mobilization	57	26-Apr-12	21-Jun-12	13
Establishment, Mobilisation & Advanced Works					
Instrumentation and Monitoring					
11001	INS - Portion III Initial Reading	30	20-Mar-12 A	30-Apr-12	408
SECTION 3A - ALL TUNNEL WORKS IN PORTION IIIB					
CWB Tunnel - CH1685 to CH1704					
Preliminaries					
1310	IIIA - Divert Existing Utilities	50	05-Nov-11 A	23-Mar-12 A	
CWB Tunnel Structure					
1320	1685-1704 - Construct Guide Walls	27	04-Jan-12 A	24-Apr-12	80
1388	1685-1704 - Ground Pre-Treatment & Stitch Coring	26	20-Apr-12	22-May-12	58
1340	1685-1695 - Construct D-Wall Barrettes (thru old seawall)	24	28-Jun-12	26-Jul-12	28
SECTION 3B - ALL TUNNEL WORKS IN PORTION IIIC					

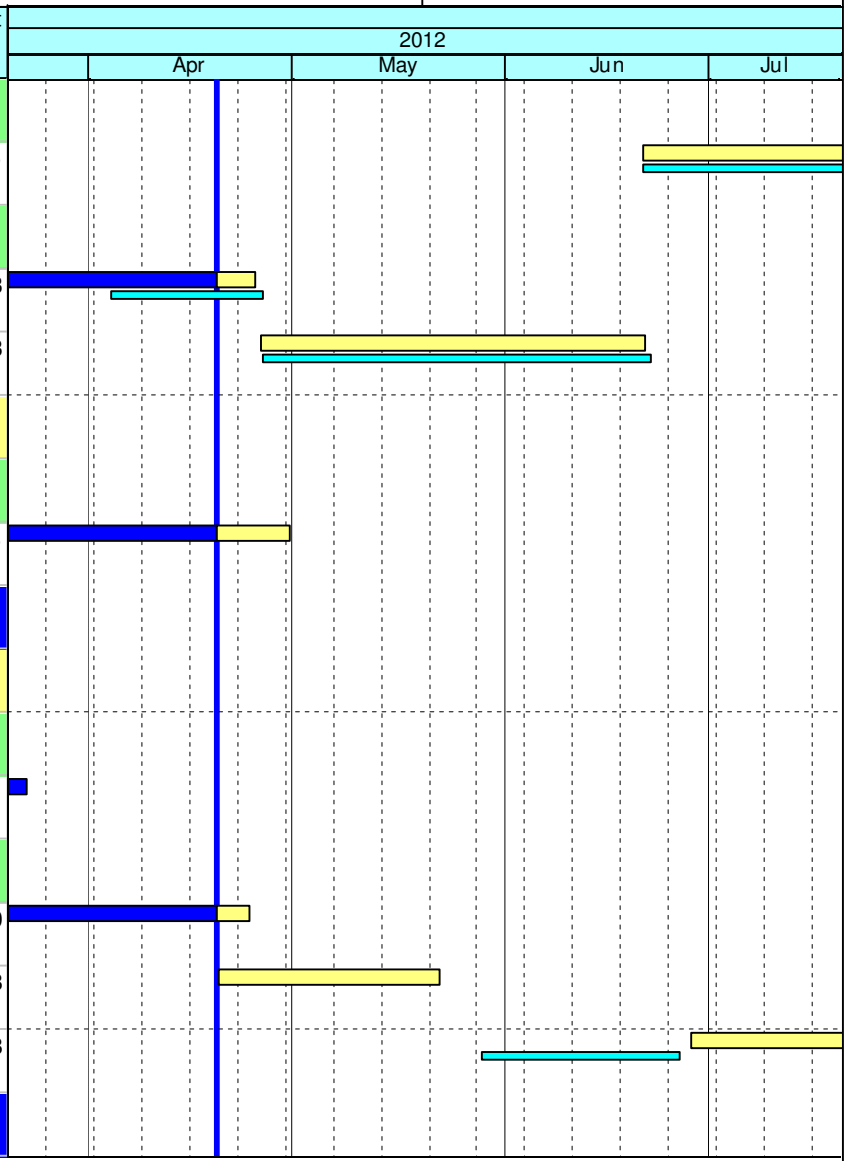

Current Milestone
Level of Effort
Baseline Milestone
Actual Work
Critical Remaining Work
Remaining Work
Project Baseline

Leighton Contractors (Asia) Limited
Programme Update 19 (Apr 2012)
THREE MONTH ROLLING

Project ID: U019
Baseline: DCP3-3
Layout: Update Three Month Rolling U018

U019 Programme Update 19 (Apr 2012)

Date	Revision	Checked	Approv...
21-Apr-12	U019	RC	DS
21-Mar-12	U018	RC	DS

Data Date: 20-Apr-12
Print Date: 25-Apr-12

HY/2009/18 Central - Wan Chai Bypass (Central Interchange)

TASK filters: 3 Months, Not HL.

LEIGHTON

Activity ID	Activity Name	Original Durati...	Start	Finish	Total Float
CWB Tunnel - CH1825 to CH2600					
CWB Tunnel Internal Works					
1368	1825-2600 - Access Available via Roof Opening at CH1700	0		20-Apr-12	38
1370	2213-2600 - Construct Insitu Roof Kickers	78	20-Apr-12	24-Jul-12	38
SECTION 4B - ALL TUNNEL WORKS IN PORTION IVC, IVD, IVE & IVF					
CWB Tunnel - CH1480 to CH1580					
Preliminaries					
1379	IVC - Temp. Divert Finance St.	12	20-Apr-12	05-May-12	51
1346	IVC - Reinstate Drainage along Finance Street (Stage 2)	26	07-May-12	05-Jun-12	51
1352	IVC - Reinstate Finance Street (Stage2 Area)	12	06-Jun-12	19-Jun-12	51
CWB Tunnel Structure					
11006	1480-1580 - Construct D-Wall / Barrettes (Exclude W2D11)	74	27-Sep-11 A	20-Mar-12 A	
1571	1480-1580 - Sonic Test, Interface Core Test & Full Core Test	24	02-Dec-11 A	24-Apr-12	15
1409	1480-1580 - Construct D-Wall (W2D11)	10	05-Mar-12 A	20-Mar-12 A	
1468	1480-1580 - Construct D-Wall (W2D18)	10	07-Mar-12 A	20-Mar-12 A	
1411	1480-1580 - Slurry Wall (Ch1480)	15	08-Mar-12 A	30-Mar-12 A	
1491	1480-1580 - Installation of Pump Well	24	09-Mar-12 A	20-Apr-12 A	

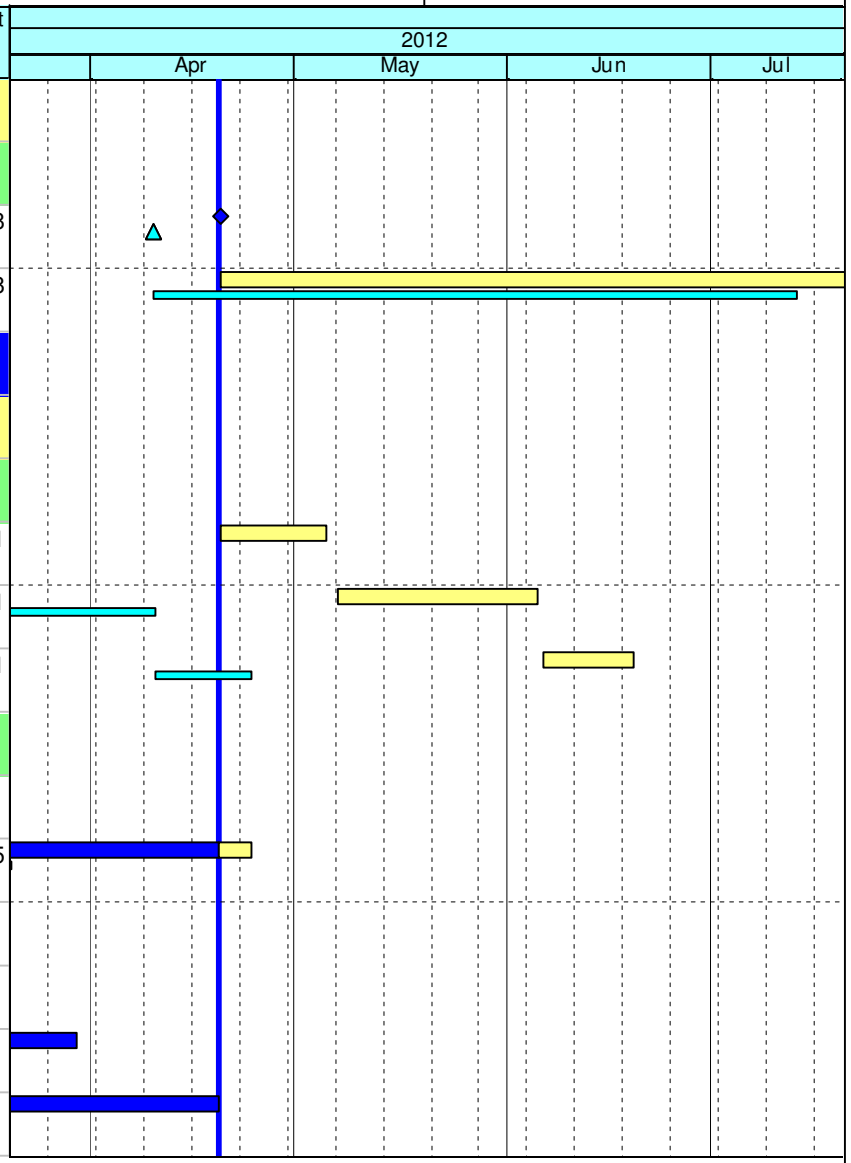

Current Milestone
Level of Effort
Baseline Milestone
Actual Work
Critical Remaining Work
Remaining Work
Project Baseline

Leighton Contractors (Asia) Limited
Programme Update 19 (Apr 2012)
THREE MONTH ROLLING

Project ID: U019
Baseline: DCP3-3
Layout: Update Three Month Rolling U018

U019 Programme Update 19 (Apr 2012)

Date	Revision	Checked	Approv...
21-Apr-12	U019	RC	DS
21-Mar-12	U018	RC	DS

Data Date: 20-Apr-12
Print Date: 25-Apr-12

HY/2009/18 Central - Wan Chai Bypass (Central Interchange)

TASK filters: 3 Months, Not HL.

LEIGHTON

Activity ID	Activity Name	Original Durati...	Start	Finish	Total Float
1408	1480-1580 - Construct D-Wall (W2D8)	11	17-Mar-12 A	31-Mar-12 A	
1575	1480-1580 - Slurry Wall (Ch1580)	14	10-Apr-12 A	23-Apr-12	4
1347	1480-1580 - Excavate for Top Slabs	18	18-Apr-12 A	08-May-12	5
1572	1480-1580 - Pump Test	12	24-Apr-12	09-May-12	4
1349	1480-1580 - Construct Top Slabs	24	09-May-12	05-Jun-12	5
1580	1480-1580 - Excavate & Lateral Support to Bottom of CWB Tunnel(1480-1600)	100	10-May-12	05-Sep-12	4
11300	1480-1580 - Excavate 1st Layer	36	10-May-12	20-Jun-12	4
11320	1480-1580 - Erect 1st Layer Support	33	30-May-12	09-Jul-12	4
1517	1480-1580 - Excavate 2nd Layer	15	10-Jul-12	26-Jul-12	4
1519	1480-1580 - Erect 2nd Layer Support	15	17-Jul-12	02-Aug-12	4
SECTION 4A - ALL TUNNEL WORKS IN PORTION IVA, IVB, IVG & IVH					
CWB Tunnel - CH1580 to CH1646					
Preliminaries					
1657	IVA & IVG - Divert Existing Utilities WSD, HGC	26	03-Apr-12 A	10-Apr-12 A	
1566	IVA & IVG - Divert Existing Utilities HEC (Changeover)	29	20-Apr-12	25-May-12	0
CWB Tunnel Structure					
1663	1580-1646 - Pre-drilling (Site Investigation) W1D20 - W1D30, BC12 - BC15	30	30-Jul-11 A	30-Mar-12 A	

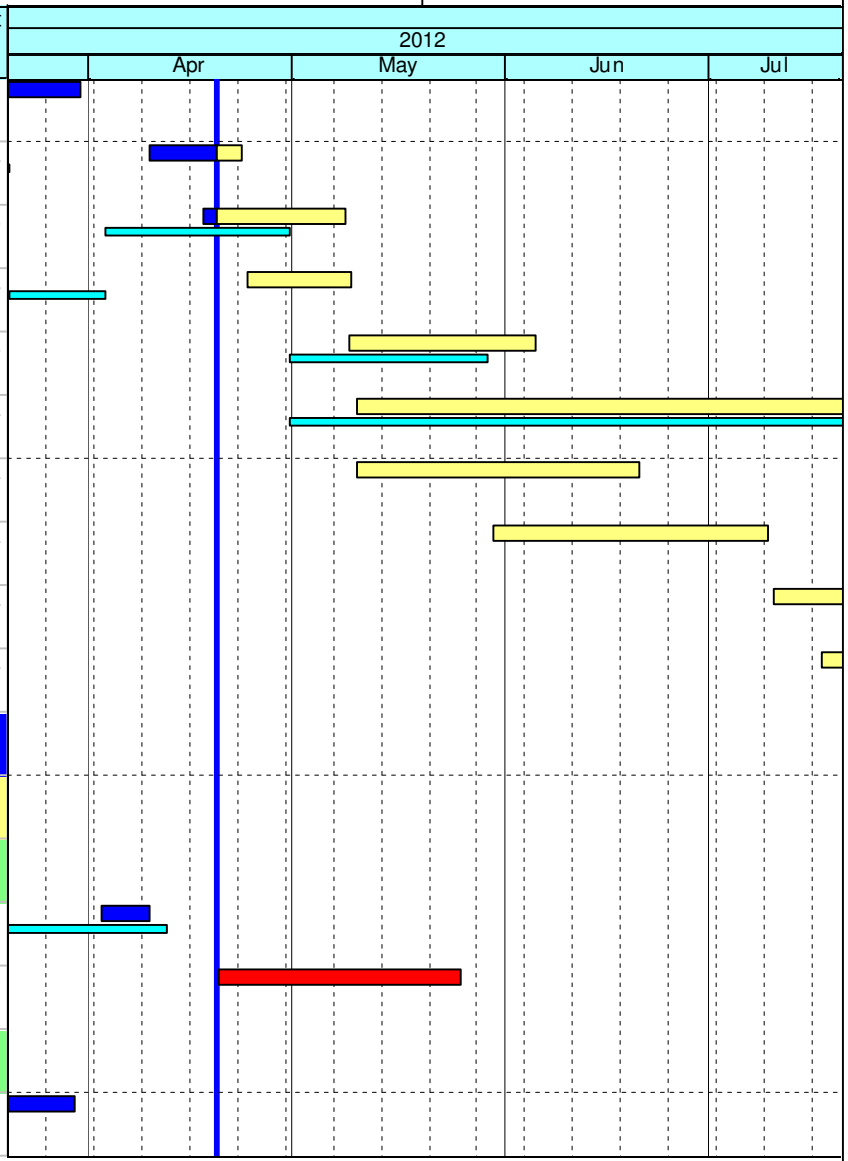

Current Milestone
Level of Effort
Baseline Milestone
Actual Work
Critical Remaining Work
Remaining Work
Project Baseline

Leighton Contractors (Asia) Limited
Programme Update 19 (Apr 2012)
THREE MONTH ROLLING

Project ID: U019
Baseline: DCP3-3
Layout: Update Three Month Rolling U018

U019 Programme Update 19 (Apr 2012)

Date	Revision	Checked	Approv...
21-Apr-12	U019	RC	DS
21-Mar-12	U018	RC	DS

Data Date: 20-Apr-12
Print Date: 25-Apr-12

HY/2009/18 Central - Wan Chai Bypass (Central Interchange)

TASK filters: 3 Months, Not HL.

LEIGHTON

Activity ID	Activity Name	Original Durati...	Start	Finish	Total Float
1664	1580-1646 - Construct Guide Walls W1D20 - W1D30, BC12 - BC15	48	30-Jul-11 A	24-Apr-12	29
1341	1580-1646 - Construct Guide Walls (W2D20 - W2D30) Exclude W2D28	18	12-Dec-11 A	24-Apr-12	41
1665	1580 - 1646 - Construct D-Wall / Barrettes 1600 - 1646	46	09-Jan-12 A	13-Jun-12	0
1387	1580 - 1646 - Construct Utilities Bridges	26	08-Mar-12 A	02-Apr-12 A	
1482	1580 - 1646 - Construct D-Wall (W1D24)	5	19-Mar-12 A	24-Mar-12 A	
1487	1580 - 1646 - Construct D-Wall (W2D23)	12	20-Mar-12 A	03-Apr-12 A	
1485	1580 - 1646 - Construct D-Wall (W2D20)	6	22-Mar-12 A	28-Mar-12 A	
1483	1580 - 1646 - Construct D-Wall (W1D23)	14	27-Mar-12 A	19-Apr-12 A	
1488	1580 - 1646 - Construct D-Wall (W2D19)	6	29-Mar-12 A	05-Apr-12 A	
1509	1580 - 1646 - Construct D-Wall (BC13)	16	29-Mar-12 A	05-May-12	1
1511	1580 - 1646 - Construct D-Wall (BC12)	16	11-Apr-12 A	27-Apr-12	6
1515	1580 - 1646 - Construct D-Wall (BC11)	14	30-Apr-12	16-May-12	24
1513	1580 - 1646 - Construct D-Wall (BC14)	12	07-May-12	19-May-12	1
1666	1580-1646 - Slurry Wall	24	16-May-12	12-Jun-12	1
1567	1580 - 1646 - Construct D-Wall (W1D30)	8	26-May-12	04-Jun-12	0
1568	1580 - 1646 - Construct D-Wall (W1D28)	8	29-May-12	06-Jun-12	0
1569	1580 - 1646 - Construct D-Wall (W1D29)	8	31-May-12	08-Jun-12	0

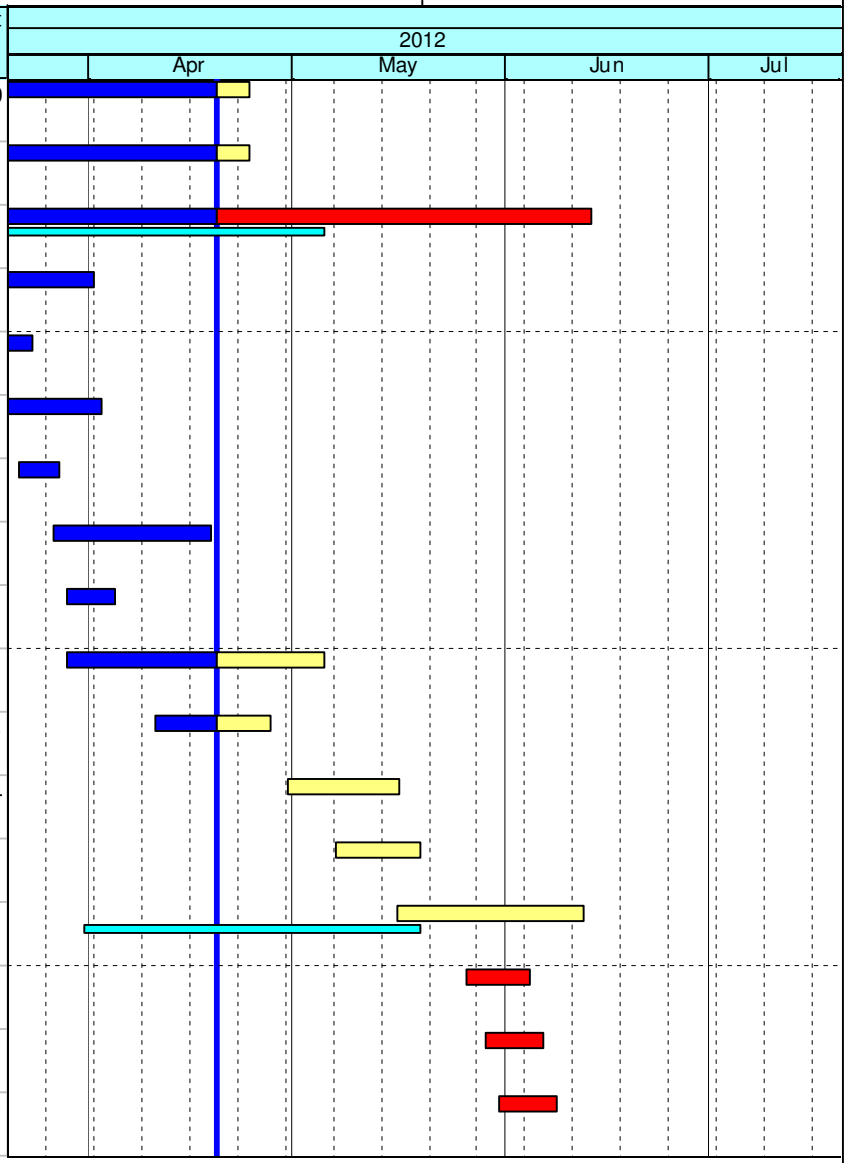

Current Milestone
Level of Effort
Baseline Milestone
Actual Work
Critical Remaining Work
Remaining Work
Project Baseline

Leighton Contractors (Asia) Limited
Programme Update 19 (Apr 2012)
THREE MONTH ROLLING

Project ID: U019
Baseline: DCP3-3
Layout: Update Three Month Rolling U018

U019 Programme Update 19 (Apr 2012)

Date	Revision	Checked	Approv...
21-Apr-12	U019	RC	DS
21-Mar-12	U018	RC	DS

Data Date: 20-Apr-12
Print Date: 25-Apr-12

HY/2009/18 Central - Wan Chai Bypass (Central Interchange)

TASK filters: 3 Months, Not HL.

LEIGHTON

Activity ID	Activity Name	Original Durati...	Start	Finish	Total Float
1573	1580 - 1646 - Construct D-Wall (W2D30)	8	02-Jun-12	11-Jun-12	77
1574	1580 - 1646 - Construct D-Wall (W2D29)	8	05-Jun-12	13-Jun-12	77
1667	1580-1646 - Sonic Test, Interface Core Test & Full Core Test	24	14-Jun-12	13-Jul-12	25
1668	1580-1646 - Pump Test	12	14-Jun-12	28-Jun-12	1
1391	1580-1646 - Excavate Top Slab	18	29-Jun-12	20-Jul-12	1
CWB Tunnel - CH1646 to CH1685					
CWB Tunnel Structure					
2540	1646-1685 - Pre-drilling (Site Investigation)	25	15-Dec-11 A	23-Apr-12	9
2550	1646-1685 - Construct Guide Walls	25	20-Apr-12	21-May-12	4
1389	1646-1685 - Ground Treatment	12	24-Apr-12	09-May-12	14
2560	1646-1685 - Construct Barrettes BC16-BC18, BC21, BC22	27	26-May-12	27-Jun-12	0
1561	1646-1685 - Construct Barrettes BC21	12	26-May-12	08-Jun-12	0
1562	1646-1685 - Construct Barrettes BC22	12	30-May-12	12-Jun-12	66
1563	1646-1685 - Construct Barrettes BC16	12	04-Jun-12	16-Jun-12	66
1564	1646-1685 - Construct Barrettes BC17	12	08-Jun-12	21-Jun-12	66
2705	1646-1685 - Install Pipe/Sheet Pile Wall	50	09-Jun-12	08-Aug-12	0
1565	1646-1685 - Construct Barrettes BC18	12	13-Jun-12	27-Jun-12	66

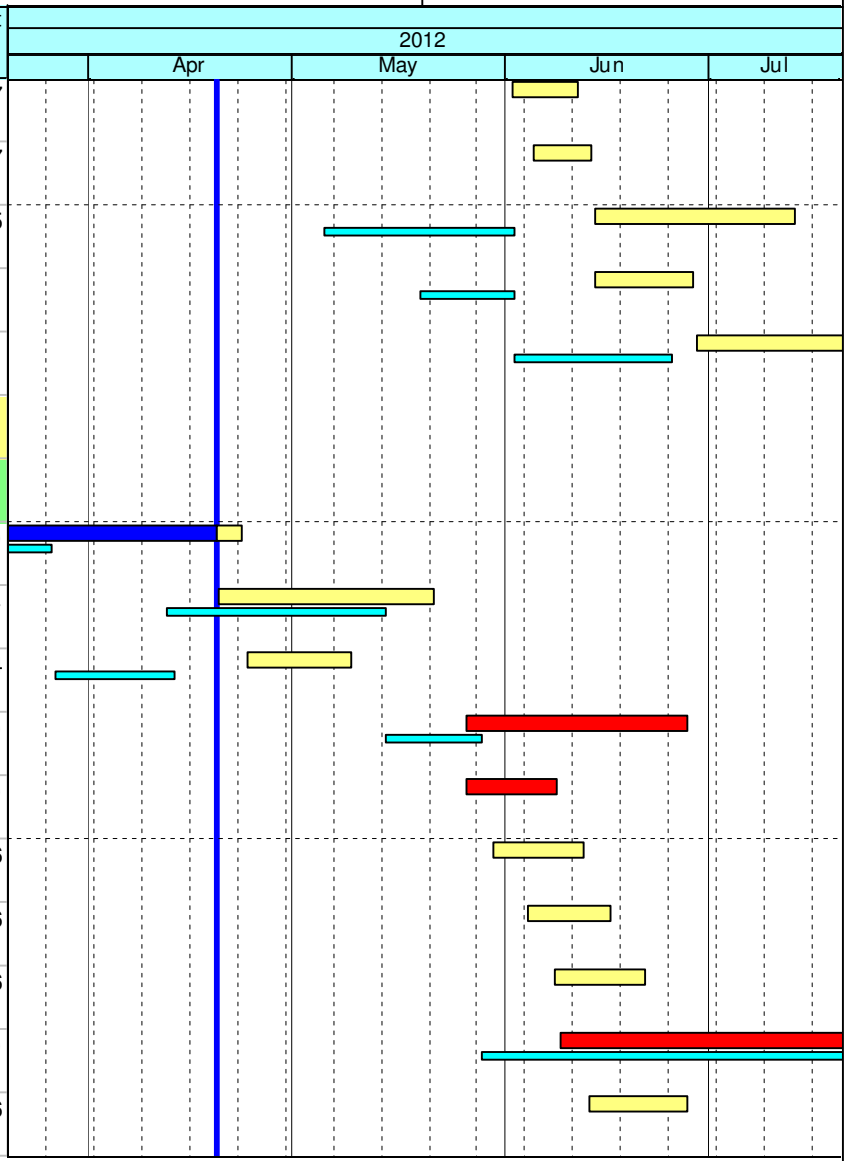

Current Milestone
Level of Effort
Baseline Milestone
Actual Work
Critical Remaining Work
Remaining Work
Project Baseline

Leighton Contractors (Asia) Limited
Programme Update 19 (Apr 2012)
THREE MONTH ROLLING

Project ID: U019
Baseline: DCP3-3
Layout: Update Three Month Rolling U018

U019 Programme Update 19 (Apr 2012)

Date	Revision	Checked	Approv...
21-Apr-12	U019	RC	DS
21-Mar-12	U018	RC	DS

Data Date: 20-Apr-12
Print Date: 25-Apr-12

HY/2009/18 Central - Wan Chai Bypass (Central Interchange)

TASK filters: 3 Months, Not HL.

LEIGHTON

Activity ID	Activity Name	Original Durati...	Start	Finish	Total Float
2562	1646-1685 - Sonic Test, Interface Core Test & Full Core Test	9	28-Jun-12	09-Jul-12	69
SECTION 5 - ALL WORKS IN PORTION V & VA					
General Surface Works					
Formation & Roadworks - Man Kwong Street West Bound					
2102	MKSVWB - Tree Transplanting / Felling	25	30-Jan-12 A	12-May-12	239
2100	MKSVWB - Site Clearance	25	17-Apr-12 A	21-May-12	179
2110	MKSVWB - U/G Drainage & Ducts	50	17-Apr-12 A	17-Sep-12	156
1157	MKSVWB - Divert Gas Main and Existing Utilities	82	23-Apr-12	31-Jul-12	179
CWB Trough B - CH1360 to CH1480					
Trough Structure					
Trough Phase 1					
1990	TRB - Excavate & Lateral Support - Trough Center Portion	40	20-Mar-12 A	20-Apr-12 A	
2000	TRB - Construct Trough Slab - Phase 1 Center Portion	50	14-Apr-12 A	09-Jun-12	164
1267	TRB - Excavte Lateral Support - Phase 1 North Portion	21	11-Jun-12	06-Jul-12	164
1268	TRB - Construct Trough Slab - Phase 1 North Porti...	50	07-Jul-12	03-Sep-12	164
Trough Phase 2b					
1273	TRB - Sheet Pile Wall - Phase 2b	50	09-Jan-12 A	05-May-12	73

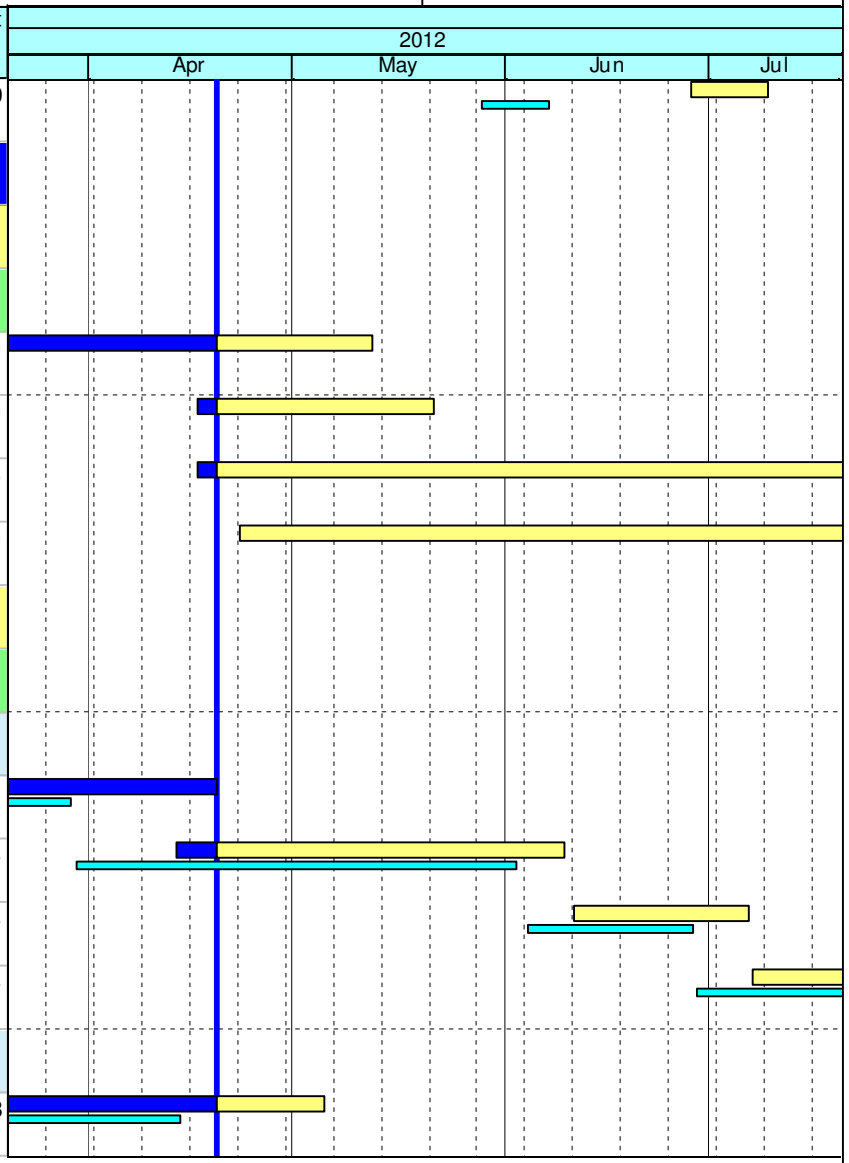

Current Milestone
Level of Effort
Baseline Milestone
Actual Work
Critical Remaining Work
Remaining Work
Project Baseline

Leighton Contractors (Asia) Limited
Programme Update 19 (Apr 2012)
THREE MONTH ROLLING

Project ID: U019
Baseline: DCP3-3
Layout: Update Three Month Rolling U018
Page 11 of 12

U019 Programme Update 19 (Apr 2012)

Date	Revision	Checked	Approv...
21-Apr-12	U019	RC	DS
21-Mar-12	U018	RC	DS

Data Date: 20-Apr-12
Print Date: 25-Apr-12

HY/2009/18 Central - Wan Chai Bypass (Central Interchange)

TASK filters: 3 Months, Not HL.

LEIGHTON

Activity ID	Activity Name	Original Durati...	Start	Finish	Total Float
1521	TRB - Grout Curtain for Phase 2b	25	07-May-12	04-Jun-12	73
1308	TRB - Phase 2b Pump Test	12	05-Jun-12	18-Jun-12	73
1274	TRB - Excavate & Lateral Support - Trough 2b	93	19-Jun-12	09-Oct-12	96
11600	TRB - Excavate 1st Layer	18	19-Jun-12	11-Jul-12	73
11610	TRB - Erect 1st Layer Support	10	12-Jul-12	23-Jul-12	73
SECTION 6 - ALL WORKS IN PORTION VI					
General Surface Works					
Formation & Roadworks - Man Kwong Street West Bound					
2502	MKSVIWB - Tree Transplanting / Felling	25	30-Jan-12 A	12-May-12	264
1167	Notification to MTR for Commencement of Works at MTR Protection Zone (Portion VI)	0	03-Apr-12 A		
2510	MKSVIWB - U/G Drainage & Ducts	50	17-Apr-12 A	17-Sep-12	181
2500	MKSVIWB - Site Clearance	25	17-Apr-12 A	21-May-12	204
1576	MKSVIWB - Gas Main Installation	81	24-Apr-12	31-Jul-12	204

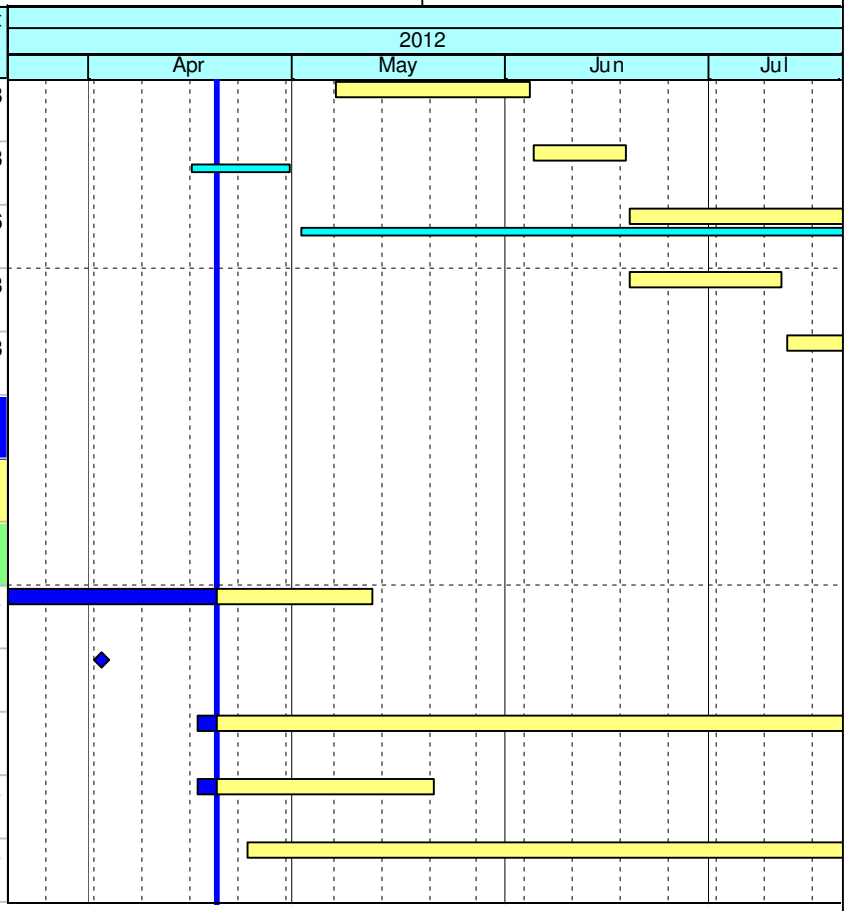

Current Milestone
Level of Effort
Baseline Milestone
Actual Work
Critical Remaining Work
Remaining Work
Project Baseline

Leighton Contractors (Asia) Limited
Programme Update 19 (Apr 2012)
THREE MONTH ROLLING

Project ID: U019
Baseline: DCP3-3
Layout: Update Three Month Rolling U018

U019 Programme Update 19 (Apr 2012)

Date	Revision	Checked	Approv...
21-Apr-12	U019	RC	DS
21-Mar-12	U018	RC	DS

Contract No. HK/2008/01
Wan Chai Development Phase II - Central Wan Chai Bypass - Central - Wan Chai Bypass at HKCEC
Working Programme for Diaphragm Wall Construction Works

Activity Description	Start	Finish
Management organization of Main Construction Companies	18/5/11	18/5/11
Work schedule and location plans	12/7/11	12/7/11
Noise Management Plan	9/6/11	9/6/11
Landscape Plan	10/8/11	10/8/11
Stage 1		
Diaphragm Wall Construction	25/8/11	31/1/12
Excavation Works	12/12/11	3/2/12
CWB + SCL Structural Works	19/12/11	29/2/12
Stage 2		
Diaphragm Wall Construction	7/5/12	1/11/12
Excavation Works	23/11/12	2/7/13
CWB + SCL Structural Works	12/3/13	24/3/14
Stage 3		
Diaphragm Wall Construction	16/5/14	3/7/14
Excavation Works	23/7/14	9/10/14
CWB + SCL Structural Works	30/7/14	12/12/14
Misc. Works		
CWB Associated Facilities and Backfilling to Formation	29/10/14	17/4/15



Last Updated on: 6-Aug-2011

Wan Chai Development Phase II - Central - Wan Chai Bypass at Wan Chai East CONTRACT HK/2009/02

CHUN WO - CRGL JV

Wan Chai Development Phase II - Central - Wan Chai Bypass at Wan Chai East

Expanded and More Detailed Initial Works Programme

Activity ID	Activity Name	OD	Start	Finish	% Complete
Section IX B Works - Central - Wan Chai Bypass Tunnel Structure from chainage 3400 to eastern tunnel					
Tunnel Portion 1					
S9B-T1-0005	Tunnel portion 1 Predrill & guide wall	10	18-Feb-11	13-Apr-11	40%
S9B-T1-0007	Tunnel Portion 1 Bored Piling works	105	09-Feb-11	08-Aug-11	0%
S9B-T1-0010	Tunnel portion 1 diaphragm wall works	105	26-Apr-11	27-Aug-11	0%
S9B-T1-0015	Tunnel portion 1 Pump Test and demobilization of Silos equipments	35	20-Aug-11	30-Sep-11	0%
S9B-T1-0020	Tunnel portion 1 ELSW excavation	130	03-Oct-11	07-Mar-12	0%
S9B-T1-0030	Tunnel portion 1 structure construction	100	08-Mar-12	09-Jul-12	0%
S9B-T1-0040	Tunnel portion 1 backfilling and ELSW removal	54	10-Jul-12	10-Sep-12	0%
Tunnel Portion 2					
S9B-T1-0105	Tunnel portion 2 Predrill & guide wall	10	02-Aug-12	13-Aug-12	0%
S9B-T2-0010	Tunnel portion 2 diaphragm wall and bored pile works	100	14-Aug-12	10-Dec-12	0%
S9B-T2-0015	Tunnel portion 2 Pump Test	14	03-Dec-12	18-Dec-12	0%
S9B-T2-0020	Tunnel portion 2 ELSW excavation	80	11-Dec-12	19-Mar-13	0%
S9B-T2-0030	Tunnel portion 2 structure construction	100	20-Mar-13	22-Jul-13	0%
S9B-T2-0040	Tunnel portion 2 backfilling and ELSW removal	80	23-Jul-13	25-Oct-13	0%
Tunnel Portion 3					
S9B-T3-0005	HEC 132kv diversion at Wan Shing Street Completed	0	01-Apr-12*		0%
S9B-T3-0008	Tunnel portion 3 Predrill & guide wall	20	02-Oct-12	25-Oct-12	0%
S9B-T3-0010	Remaining diaphragm wall, bored piles and temporary pipe pile wall at tunnel portion 3	50	26-Oct-12	22-Dec-12	0%
S9B-T3-0015	Tunnel portion 3 Pump Test	30	15-Dec-12	22-Jan-13	0%
S9B-T3-0020	Tunnel portion 3 ELSW excavation	30	15-Jan-13	20-Feb-13	0%
S9B-T3-0030	Tunnel portion 3 structure construction	60	21-Feb-13	06-May-13	0%
S9B-T3-0040	Tunnel portion 3 backfilling and ELSW removal	30	07-May-13	11-Jun-13	0%
Tunnel Portion 4					
S9B-T4-0005	Tunnel portion 4 Predrill & guide wall for section not at approach ramp	21	30-Aug-12	22-Sep-12	0%
S9B-T4-0010	Diaphragm wall and bored pile for steel bridge no.1 above tunnel portion 4	40	24-Sep-12	10-Nov-12	0%
S9B-T4-0020	Diaphragm wall & bored pile works at tunnel portion 4 (section not at approach ramp)	420	11-Sep-12	06-Feb-14	0%
S9B-T4-0025	Tunnel portion 4 Predrill & guide wall (for section at approach ramp)	5	23-Dec-13	30-Dec-13	0%
S9B-T4-0030	Diaphragm wall works for remaining area of tunnel portion 4 (for section at approach ramp)	30	31-Dec-13	06-Feb-14	0%
S9B-T4-0035	Tunnel portion 4 Pump Test	14	28-Jan-14	14-Feb-14	0%
S9B-T4-0040	Tunnel portion 4 ELSW excavation	60	07-Feb-14	19-Apr-14	0%
S9B-T4-0050	Tunnel portion 4 structure construction	110	22-Apr-14	01-Sep-14	0%
S9B-T4-0060	Tunnel portion 4 backfilling and ELSW removal	60	02-Sep-14	13-Nov-14	0%
Section X Works - Central - Wan Chai Bypass Tunnel Structure from western tunnel to chainage 3400					
Tunnel Portion 5					
S10-T5-0005	Tunnel portion 5 Predrill & guide	21	23-Dec-14	19-Jan-15	0%
S10-T5-0010	Tunnel portion 5 diaphragm wall & bored pile works	110	20-Jan-15	04-Jun-15	0%
S10-T5-0015	Tunnel portion 5 pump test	14	13-Jun-15	30-Jun-15	0%
S10-T5-0020	Tunnel portion 5 tunnel ELSW excavation	45	04-Jul-15	25-Aug-15	0%
S10-T5-0030	Tunnel portion 5 tunnel structure construction	90	26-Aug-15	11-Dec-15	0%
Tunnel Portion 6					
S10-T6-0040	Tunnel portion 6 Predrill & guide	12	24-Apr-15	08-May-15	0%
S10-T6-0050	Tunnel portion 6 diaphragm wall & bored pile works at Area 10	45	09-May-15	03-Jul-15	0%
S10-T6-0055	Tunnel portion 6 pump test	14	25-Jun-15	11-Jul-15	0%
S10-T6-0060	Tunnel portion 6 tunnel ELSW excavation at Area 10	45	04-Jul-15	25-Aug-15	0%
S10-T6-0070	Tunnel portion 6 tunnel structure construction at Area 10	58	26-Aug-15	04-Nov-15	0%

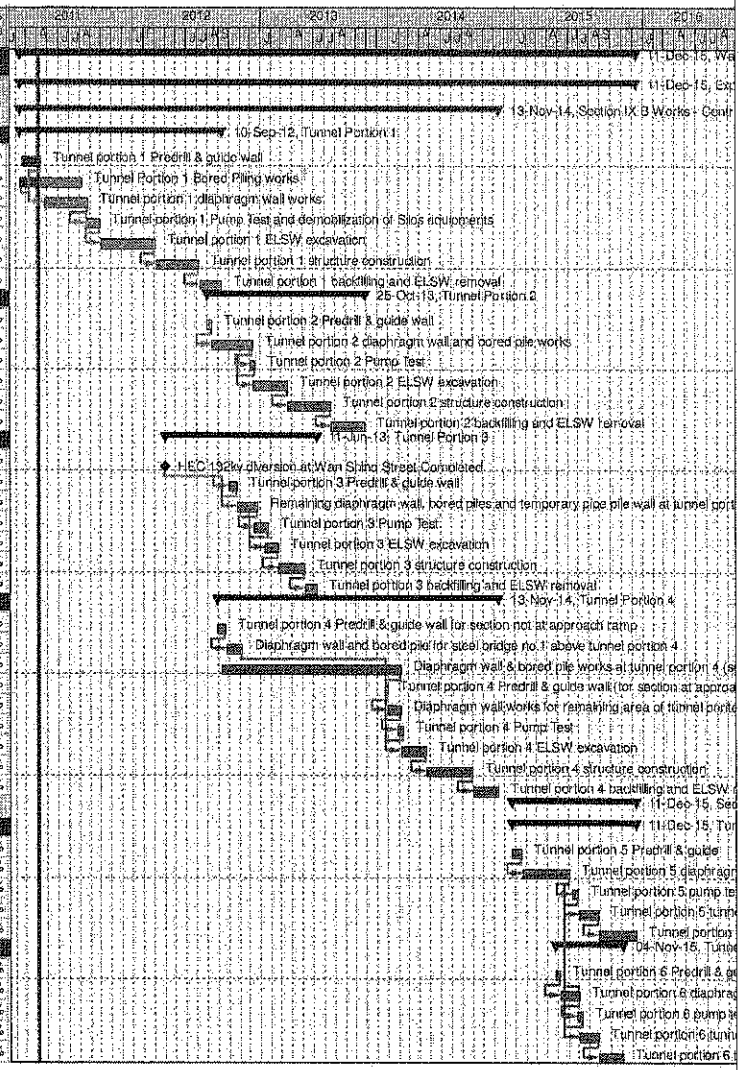

Remaining Level of Effort	◆ Milestone
Actual Level of Effort	Summary
Actual Work	
Remaining Work	
Critical Remaining Work	

後和－中國中鐵聯營
CHUN WO - CRGL JOINT VENTURE

CEDD CONTRACT NO. HK/2009/02

Wan Chai Development Phase II - Central Wan Chai Bypass at Wan Chai East (Contract 2)

Revised Programme dated 7 April 2011

Date	Revision	Checked	Approved
07-Apr-11		KT	KY

Activity ID	Activity Name	Rem Dur	Start	Finish
3MRP - JUN 2012 to SEP 2012				
01 - CONTRACT DATES				
01.2 - Possession of Site				
0120-2600	Possession to Portion VIIIA	0	29-Jul-12*	
0120-2700	Possession to Portion VIIIB	0	29-Jul-12*	
0120-2800	Possession to Portion IXA	0	29-Jul-12*	
0120-2900	Possession to Portion IXB	0	29-Jul-12*	
02 - PRE-CONSTRUCTION WORKS				
02.2 - Contractor's Submission				
0220-1250	Concrete Ready Mix/Design Mix - Concrete Plant Trials & Approval	8	04-Aug-11 A	27-Jun-12
0220-1300	Drainage Pipes & Materials - Procurement & Delivery	14	20-Jun-12	03-Jul-12
0220-1360	Tunnel Structures Materials - Submission	28	02-Jul-12*	29-Jul-12
0220-1370	Tunnel Structures Materials - ER Review/Comment	28	30-Jul-12	26-Aug-12
0220-1380	Tunnel Structures Materials - Resubmission	14	27-Aug-12	09-Sep-12
0220-1390	Tunnel Structures Materials - ER Approval	21	10-Sep-12	30-Sep-12
0220-1460	Bridge Bearing - Submission	15	10-Oct-11 A	15-Aug-12
0220-1470	Bridge Bearing - ER Review/Comment	28	16-Aug-12	12-Sep-12
0220-1510	Road Work Materials/Street Furnitures - Submission	75	01-Sep-12*	14-Nov-12
02.3 - Method Statement / Shop Drawings				
0230-1260	MS Cut & Cover Tunnel - Submission	14	21-Mar-12 A	03-Jul-12
0230-1270	MS Cut & Cover Tunnel - ER Review & Comment	28	04-Jul-12	31-Jul-12
0230-1280	MS Cut & Cover Tunnel - Resubmission	28	01-Aug-12	28-Aug-12
0230-1290	MS Cut & Cover Tunnel - ER Approval	28	29-Aug-12	25-Sep-12
0230-1340	MS Pre-cast Segment Bridge - Submission	28	01-Aug-12*	28-Aug-12
0230-1350	MS Pre-cast Segment Bridge - ER Review & Comment	28	29-Aug-12	25-Sep-12
0230-1460	MS Stressing/Destressing Tendons - Submission	28	01-Aug-12*	28-Aug-12
0230-1470	MS Stressing/Destressing Tendons - ER Review & Comment	28	29-Aug-12	25-Sep-12
0230-1560	MS Precasting of Bridge Segment & Beam - Resubmission	9	02-Apr-12 A	28-Jun-12
0230-1570	MS Precasting of Bridge Segment & Beam - ER Approval	20	12-Apr-12 A	09-Jul-12
0230-1700	MS Temporary Bridge TA - Submission	28	01-Aug-12*	28-Aug-12
0230-1710	MS Temporary Bridge TA - ER Review & Comment	28	29-Aug-12	25-Sep-12
0230-1580	MS Interim & Permanent Noise Semi Enclosure - Submission	28	11-Sep-12	08-Oct-12
02.4 - Contractor's Design and Build Items				
0240-1010	Temp Bridge "TA" Design - Prep & Submit	36	16-Dec-11 A	25-Jul-12
0240-1020	Temp Bridge "TA" Design - ER review and comment	28	26-Jul-12	22-Aug-12
0240-1030	Temp Bridge "TA" Design - Resubmission	60	23-Aug-12	21-Oct-12
0240-1041	Temp Bridge "TD" Design - Prep & Submit	120	01-Aug-12*	28-Nov-12
0240-1090	Int. Noise Enclosure Design - Public Consultation	45	29-Jul-11 A	03-Aug-12
0240-1095	Int. Noise Enclosure Design - ACABAS/ER Consultation/Submission	63	16-Dec-11 A	21-Aug-12
0240-1100	Int. Noise Enclosure Design - ER review & comment	28	22-Aug-12	18-Sep-12
0240-1120	Noise Barrier Design - Public Consultation	45	29-Jul-11 A	03-Aug-12
0240-1122	Noise Barrier Design - ACABAS/ER Consultation/Submission	63	16-Dec-11 A	21-Aug-12
0240-1124	Noise Barrier Design - ER review & comment	28	22-Aug-12	18-Sep-12
0240-1130	Perm. Noise Enclosure Design - Public Consultation	126	14-Feb-12 A	23-Oct-12

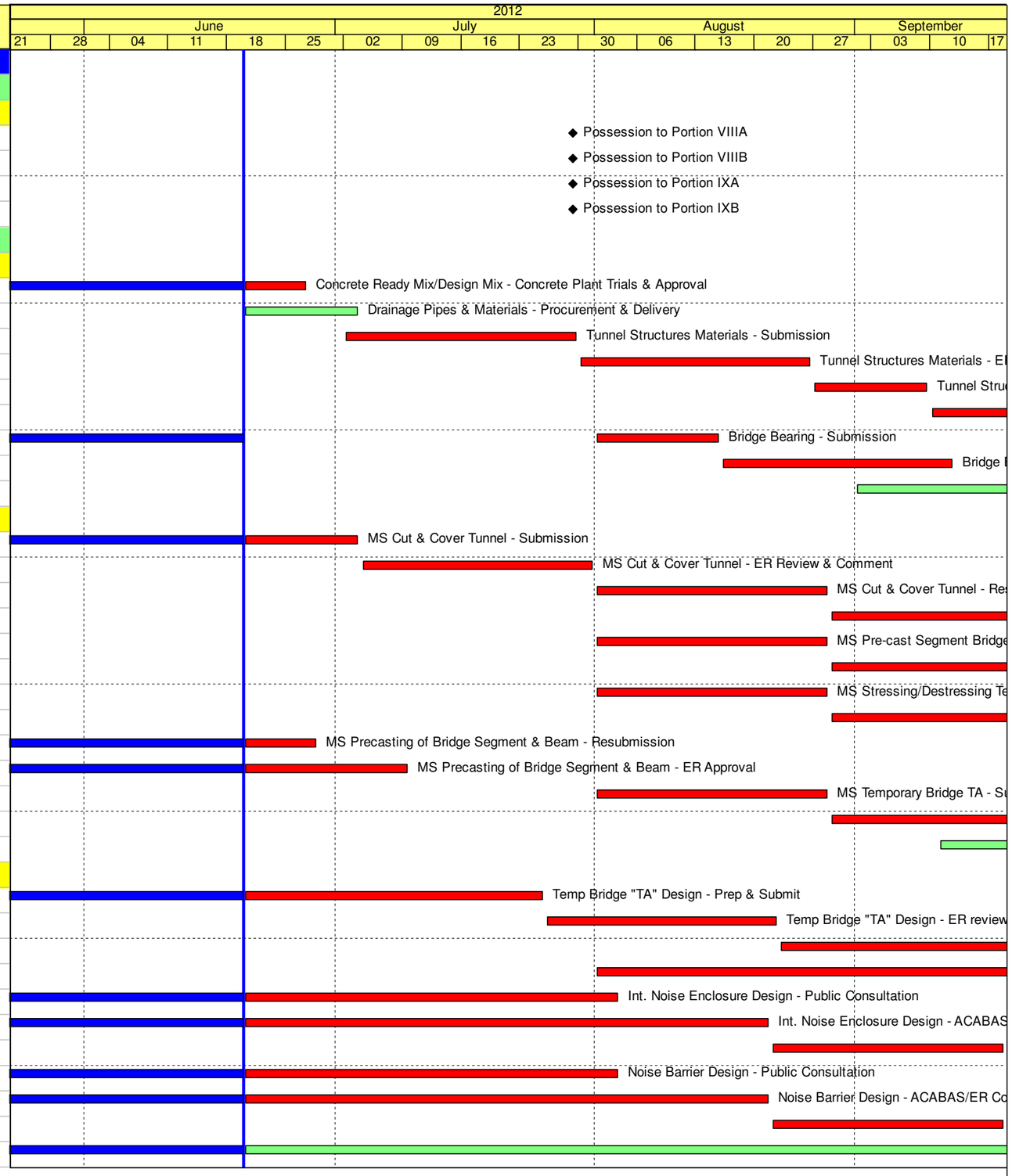

- Remaining Level of Effort
- Actual Level of Effort
- Actual Work
- Remaining Work
- Critical Remaining Work
- Milestone

Contract HY/2009/19

Three Month Rolling Programme (20 JUN 2012 to 19 SEP 2012)

3MRP

3MRP - JUN 2012 to SEP 2012

Activity ID	Activity Name	Rem Dur	Start	Finish
0240-1135	Perm. Noise Enclosure Design - ACABAS/ER Consulatation/Submission	90	20-Jun-12	17-Sep-12
0240-1260	Landscaping Design - Public Consultation	180	12-Aug-12	07-Feb-13
0240-1050	Temp Bridge "TB" & "TC" Design - Prep & Submit	120	01-Sep-12*	29-Dec-12
02.5 - Bridge Segment/Beam Off-site Precasting				
0250-1030	Segment/Beam - Precast Yard Establishment Works	25	21-May-12 A	15-Jul-12
0250-1050	Segment/Beam - Mould Fabrication	34	14-May-12 A	23-Jul-12
0250-1100	Segment/Beam - Geometry Control Design Approval	20	14-Dec-11 A	09-Jul-12
0250-1040	Segment/Beam - Precast Yard Set-up Survey Station	18	27-Jun-12	15-Jul-12
0250-1060	Segment/Beam - Precasting of 1st Segment / Trial Segment	12	23-Jul-12	04-Aug-12
0250-1500	Ready for Mass Production of Bridge Segment/Beam	0		04-Aug-12
0250-1600	Bridge Precast Segment Casting & Delivery for E/B Bridge	280	04-Aug-12	11-May-13
05 - SECTION 2 & 2A OF THE WORKS				
05.1 - Cut & Cover Tunnel Ch 4855-4932 (APS Footprint)				
05.1.1 - D-Wall Construction				
0511-1010	Site Survey & Setting Out (Portion VIIIA and IXA)	3	30-Jul-12	01-Aug-12
0511-1020	Site Establishment (Portion VIIIA and IXA)	28	30-Jul-12	30-Aug-12
0511-1085	D-Wall G.I. N46-N51/S48-S55/BC39 Prelim Report / Founding Level	15	17-Aug-12	03-Sep-12
0511-1090	D-Wall G.I. N46-N51/S48-S55/BC39 Final Report / Founding Level	42	04-Sep-12	24-Oct-12
0511-1030	D-wall N46-N51 Pre-drilling (6 nos@6d - 3 rigs)	12	31-Jul-12	13-Aug-12
0511-1035	D-wall N46-N51 Grouting for Existing Seawall Rubble Mound	18	14-Aug-12	03-Sep-12
0511-1040	D-wall N46-N51 Guide Wall	12	04-Sep-12	17-Sep-12
0511-1060	D-wall S48-S55 + BC39 Pre-drilling (9 nos@3d - 3 rigs)	15	31-Jul-12	16-Aug-12
0511-1065	D-wall S48-S55 + BC39 Guide Wall	12	17-Aug-12	30-Aug-12
0511-1075	Barrette BC39 Grouting for Existing Seawall Rubble Mound	6	31-Aug-12	06-Sep-12
0511-1070	D-wall S48-S55 Construction (8 nos@6d - 1 set)	56	07-Sep-12	13-Nov-12
0511-1080	Barrette BC39 Construction (1 no@6d - 1 set)	7	07-Sep-12	14-Sep-12
05.2 - Cut & Cover Tunnel Ch 4932-5149				
05.2.1 - D-Wall Construction				
0521-1790.10	D-wall Panel N74A (6m - 590cu.m)	10	18-Jun-12 A	03-Jul-12
0521-1990.53	Existing Utilities Diversion for S81 to S84	0	21-May-12 A	06-Jun-12 A
0521-1990.63	Guide Wall Construction for S81 to S84	7	07-Jun-12 A	28-Jun-12
0521-1990.25	D-wall South Panel S93	0	22-May-12 A	05-Jun-12 A
0521-1990.28	D-wall South Panel S88	0	26-May-12 A	11-Jun-12 A
0521-1990.29	D-wall South Panel S85	0	14-May-12 A	28-May-12 A
0521-1990.26	D-wall South Panel S89	14	18-Jun-12 A	07-Jul-12
0521-1990.33	D-wall South Panel S84	2	11-Jun-12 A	21-Jun-12
0521-1990.20	D-wall South Panel S83	10	28-Jun-12	11-Jul-12
0521-1990.27	D-wall South Panel S81	10	11-Jul-12	23-Jul-12
0521-1990.24	D-wall South Panel S82	10	23-Jul-12	03-Aug-12
0521-1945.10	Temp Bulk Headhead TBW1	7	03-Aug-12	11-Aug-12
0521-1945.15	Temp Bulk Headhead TBW3	7	11-Aug-12	20-Aug-12
0521-1945.20	Temp Bulk Headhead TBW5	7	20-Aug-12	28-Aug-12
0521-1945.25	Temp Bulk Headhead TBW2	7	28-Aug-12	05-Sep-12
0521-1945.30	Temp Bulk Headhead TBW4	7	05-Sep-12	13-Sep-12

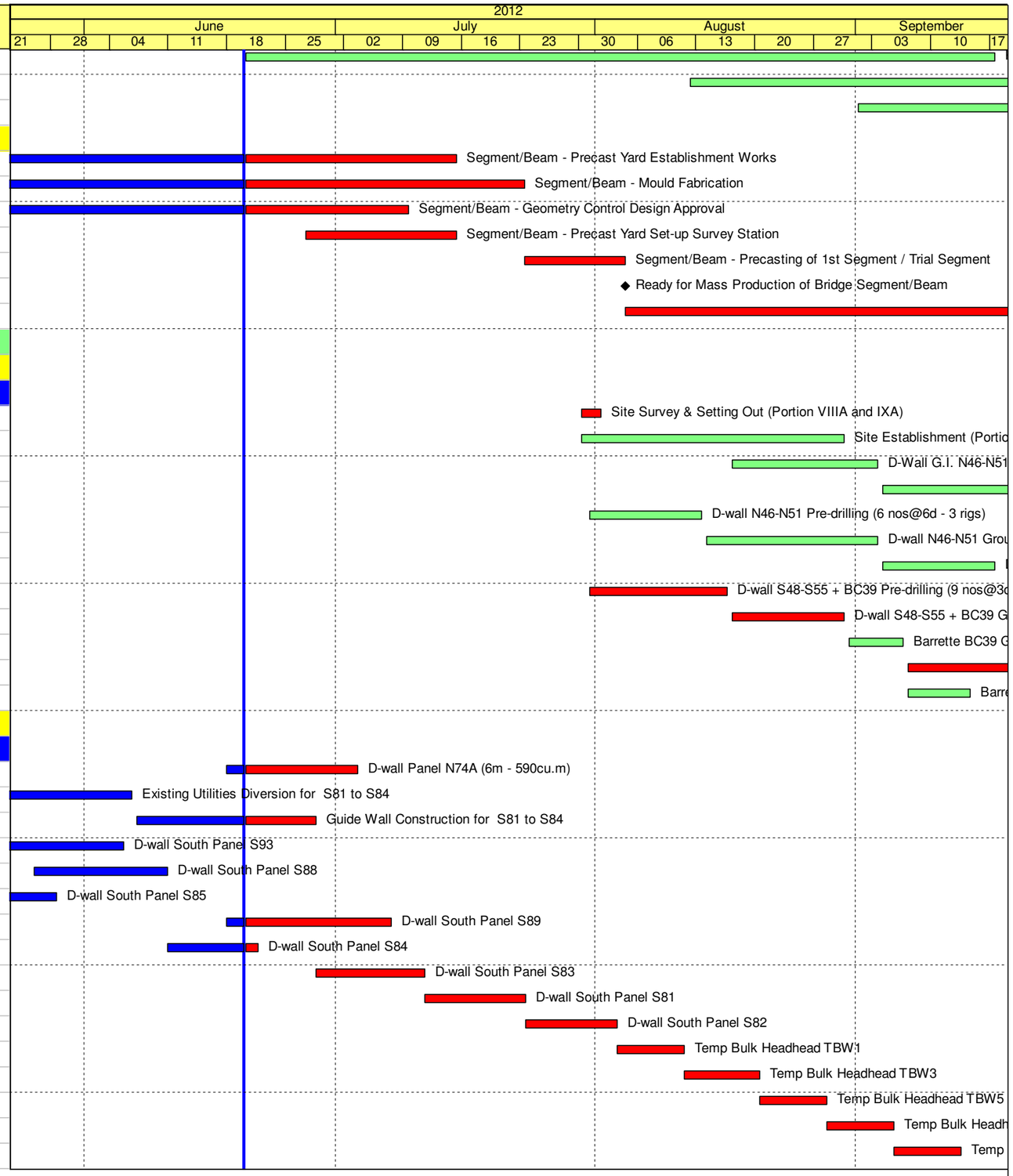

Remaining Level of Effort
Actual Level of Effort
Actual Work
Remaining Work
Critical Remaining Work
Milestone

Contract HY/2009/19

Three Month Rolling Programme (20 JUN 2012 to 19 SEP 2012)

3MRP

3MRP - JUN 2012 to SEP 2012

Activity ID	Activity Name	Rem Dur	Start	Finish
0521-1810	D-wall N59-N70 Grouting for Existing Seawall Rubble Mound	0	27-Apr-12 A	05-Jun-12 A
0521-1840	D-wall N52-N58 Pre-drilling (7 nos@6d - 2 rig)	0	09-Apr-12 A	30-May-12 A
0521-1850	D-wall N52-N58 Grouting for Existing Seawall Rubble Mound	0	03-May-12 A	05-Jun-12 A
0521-1860	D-wall N52-N58 Guide Wall	0	31-May-12 A	13-Jun-12 A
0521-1820	D-wall N59-N70 Guide Wall	6	09-Apr-12 A	27-Jun-12
0521-1830.15	D-wall Panel N69 (6m - 621cu.m)	0	09-May-12 A	02-Jun-12 A
0521-1830.10	D-wall Panel N68 (3.95m - 409cu.m)	4	05-Jun-12 A	25-Jun-12
0521-1835.10	D-wall Panel N55 (5.6m - 529cu.m)	9	08-Jun-12 A	30-Jun-12
0521-1830.25	D-wall Panel N67 (3.95m - 409cu.m)	10	28-Jun-12	10-Jul-12
0521-1835.15	D-wall Panel N59 (5.6m - 529cu.m)	10	06-Jul-12	17-Jul-12
0521-1830.35	D-wall Panel N65 (5.7m - 590cu.m)	10	11-Jul-12	21-Jul-12
0521-1835.20	D-wall Panel N52 (5.6m - 529cu.m)	10	18-Jul-12	28-Jul-12
0521-1830.20	D-wall Panel N70 (6m - 630cum)	10	23-Jul-12	02-Aug-12
0521-1835.25	D-wall Panel N63 (5.6m - 529cu.m)	10	30-Jul-12	09-Aug-12
0521-1830.30	D-wall Panel N66 (4.75m - 492cu.m)	10	06-Aug-12	16-Aug-12
0521-1835.30	D-wall Panel N58 (5.6m - 529cu.m)	10	16-Aug-12	27-Aug-12
0521-1835.35	D-wall Panel N62 (5.6m - 529cu.m)	10	25-Aug-12	05-Sep-12
0521-1835.40	D-wall Panel N54 (3.77m - 355cu.m)	10	04-Sep-12	14-Sep-12
0521-1990.36	D-wall South Panel S76	6	08-Jun-12 A	27-Jun-12
0521-2070	D-wall S66-S77 Guide Wall	9	16-May-12 A	30-Jun-12
0521-1990.39	D-wall South Panel S74	10	22-Jun-12	05-Jul-12
0521-1990.42	D-wall South Panel S75	0	24-May-12 A	09-Jun-12 A
0521-1990.43	D-wall South Panel S77	10	06-Jul-12	17-Jul-12
0521-1990.34	D-wall South Panel S68	10	18-Jul-12	28-Jul-12
0521-1990.40	D-wall South Panel S73	10	30-Jul-12	09-Aug-12
0521-1990.35	D-wall South Panel S69	10	07-Aug-12	17-Aug-12
0521-1990.38	D-wall South Panel S72	10	15-Aug-12	25-Aug-12
0521-1990.41	D-wall South Panel S70	10	23-Aug-12	03-Sep-12
0521-2090	D-wall S60-S65 Pre-drilling	18	27-Feb-12 A	12-Jul-12
0521-2100	D-wall S60-S65 Guide Wall	15	13-Jul-12	30-Jul-12
0521-2130	D-wall S56-S59 Guide Wall	15	21-Jul-12	07-Aug-12
05.2.2 - Barrette Construction				
0522-2210.57	Barrette Pile BC57	0	07-May-12 A	25-May-12 A
0522-2210.61	Barrette Pile BC61	0	21-May-12 A	31-May-12 A
0522-2210.65	Barrette Pile BC65	0	16-May-12 A	26-May-12 A
0522-2210.59	Barrette Pile BC59	2	07-Jun-12 A	21-Jun-12
0522-2210.66	Barrette Pile BC66	0	28-May-12 A	08-Jun-12 A
0522-2210.70	Barrette Pile BC62	0	01-Jun-12 A	13-Jun-12 A
0522-2210.56	Barrette Pile BC56	10	03-Jul-12	13-Jul-12
0522-2210.55	Barrette Pile BC58	10	14-Jul-12	25-Jul-12
0522-2210.58	Barrette Pile BC55	10	26-Jul-12	06-Aug-12
0522-2185	Barrette BC54 Pre-drilling	0	21-May-12 A	26-May-12 A
0522-2190	Barrette BC54-BC56 Grouting for Existing Seawall Rubble Mound	9	20-Jun-12	30-Jun-12
0522-2200	Barrette BC54-BC56 Guide Wall	9	25-Jun-12	05-Jul-12

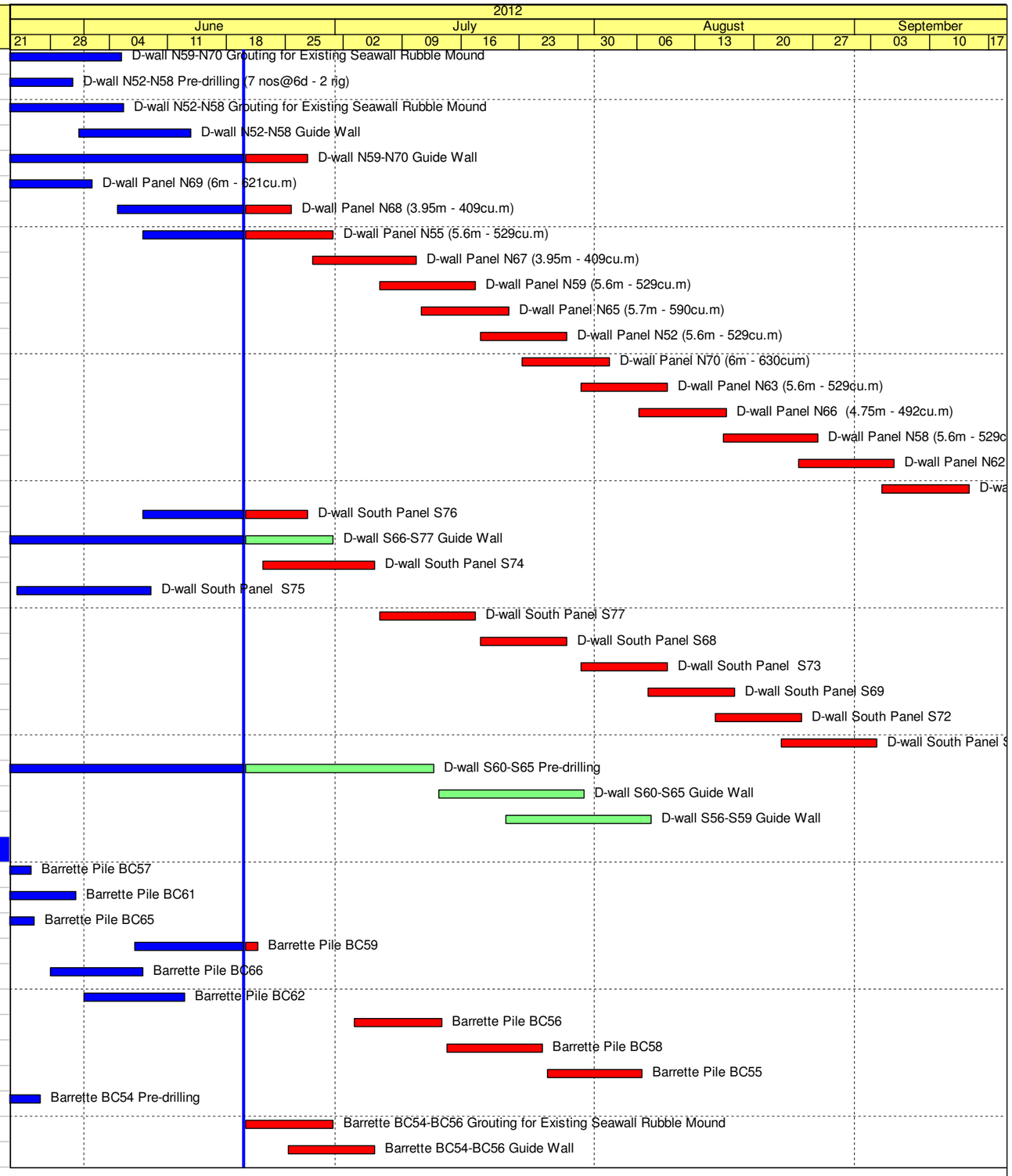

Remaining Level of Effort
Actual Level of Effort
Actual Work
Remaining Work
Critical Remaining Work
Milestone

Contract HY/2009/19

Three Month Rolling Programme (20 JUN 2012 to 19 SEP 2012)

3MRP

3MRP - JUN 2012 to SEP 2012

Activity ID	Activity Name	Rem Dur	Start	Finish
0522-2210.52	Barrette Pile BC52	10	07-Aug-12	17-Aug-12
0522-2210.50	Barrette Pile BC50	10	18-Aug-12	29-Aug-12
0522-2210.51	Barrette Pile BC51	10	30-Aug-12	10-Sep-12
0522-2240	Barrette BC57-BC68 Guide Wall	6	23-Mar-12 A	27-Jun-12
0522-2270	Barrette BC43-BC52 Pre-drilling	8	21-May-12 A	29-Jun-12
0522-2280	Barrette BC43-BC52 Grouting for Existing Seawall Rubble Mound	9	11-Jun-12 A	30-Jun-12
0522-2290	Barrette BC43-BC52 Guide Wall	12	03-Jul-12	16-Jul-12
0522-2320	Barrette BC40-BC42 Pre-drilling	0	09-Apr-12 A	15-Jun-12 A
0522-2330	Barrette BC40-BC42 Grouting for Existing Seawall Rubble Mound	13	11-Jun-12 A	16-Jul-12
0522-2340	Barrette BC40-BC42 Guide Wall	18	16-Jul-12	06-Aug-12
0522-2360	Bulkhead BW1-BW7 Pre-drilling	4	01-Jun-12 A	05-Jul-12
0522-2370	Bulkhead BW1-BW7 Grouting for Existing Seawall Rubble Mound	18	05-Jul-12	26-Jul-12
0522-2380	Bulkhead BW1-BW7 Guide Wall	12	26-Jul-12	09-Aug-12
0522-2390.25	Bulkhead BW4	8	09-Aug-12	18-Aug-12
0522-2390.35	Bulkhead BW6	8	14-Aug-12	23-Aug-12
0522-2390.15	Bulkhead BW2	8	18-Aug-12	28-Aug-12
0522-2390.40	Bulkhead BW7	8	23-Aug-12	01-Sep-12
0522-2390.10	Bulkhead BW1	7	29-Aug-12	06-Sep-12
0522-2390.30	Bulkhead BW5	7	03-Sep-12	11-Sep-12
0522-2390.20	Bulkhead BW3	7	07-Sep-12	15-Sep-12
05.3 - Box Culvert T1				
0530-3020	TTM for Bay 3 and 4 Construction	0	11-Jun-12 A	13-Jun-12 A
0530-3030	Bay 3 and 4 - Site Clearance/Formation	1	18-Jun-12 A	21-Jun-12
0530-3031	Bay 3 and 4 - Drive Sheetpiles	14	21-Jun-12	10-Jul-12
0530-3032	Bay 3 and 4 - ELS	14	10-Jul-12	26-Jul-12
0530-3033	Bay 4 - Base Sab	6	26-Jul-12	02-Aug-12
0530-3321	Bay 3 - Base Slab	6	02-Aug-12	09-Aug-12
0530-3322	Bay 4 - Wall & Roof Slab	8	09-Aug-12	18-Aug-12
0530-3323	Bay 3 - Wall & Roof Slab	8	18-Aug-12	28-Aug-12
0530-3040	Bay 3 and 4 - Backfilling	12	28-Aug-12	11-Sep-12
0530-3050	Bay 3 and 4 - Reinstatement	12	11-Sep-12	25-Sep-12
0530-3210	Relocate Hoarding of the Temporary FEHD Depot at Portion X	4	04-Jun-12 A	25-Jun-12
0530-3220	1500 dia. Storm Drain - Sheetpiles	32	12-Jun-12 A	30-Jul-12
0530-3230	1500 dia. Storm Drain - Excavation S83 to S94	15	30-Jul-12	16-Aug-12
0530-3240	1500 dia. Storm Drain - Lay Pipe S83 to S94	15	16-Aug-12	03-Sep-12
0530-3270	1500 dia. Storm Drain - Excavation S94 to S99	15	16-Aug-12	03-Sep-12
0530-3250	1500 dia. Storm Drain - Manholes S83 to S94	12	03-Sep-12	17-Sep-12
0530-3280	1500 dia. Storm Drain - Lay Pipe S94 to S99	12	03-Sep-12	17-Sep-12
0530-3300	1500 dia. Storm Drain - Excavation S99 to S108	12	03-Sep-12	17-Sep-12
0530-3113	Bay 9 - Excavation	12	30-Aug-12*	12-Sep-12
06 - SECTION 3 OF THE WORKS				
06.1 - Westbound - Pier 29-34				
0610-2110	Pier 29 Pre-drilling at PortionVB (4 nos)	12	01-Sep-12*	14-Sep-12
06.2 - Box Culvert U1				

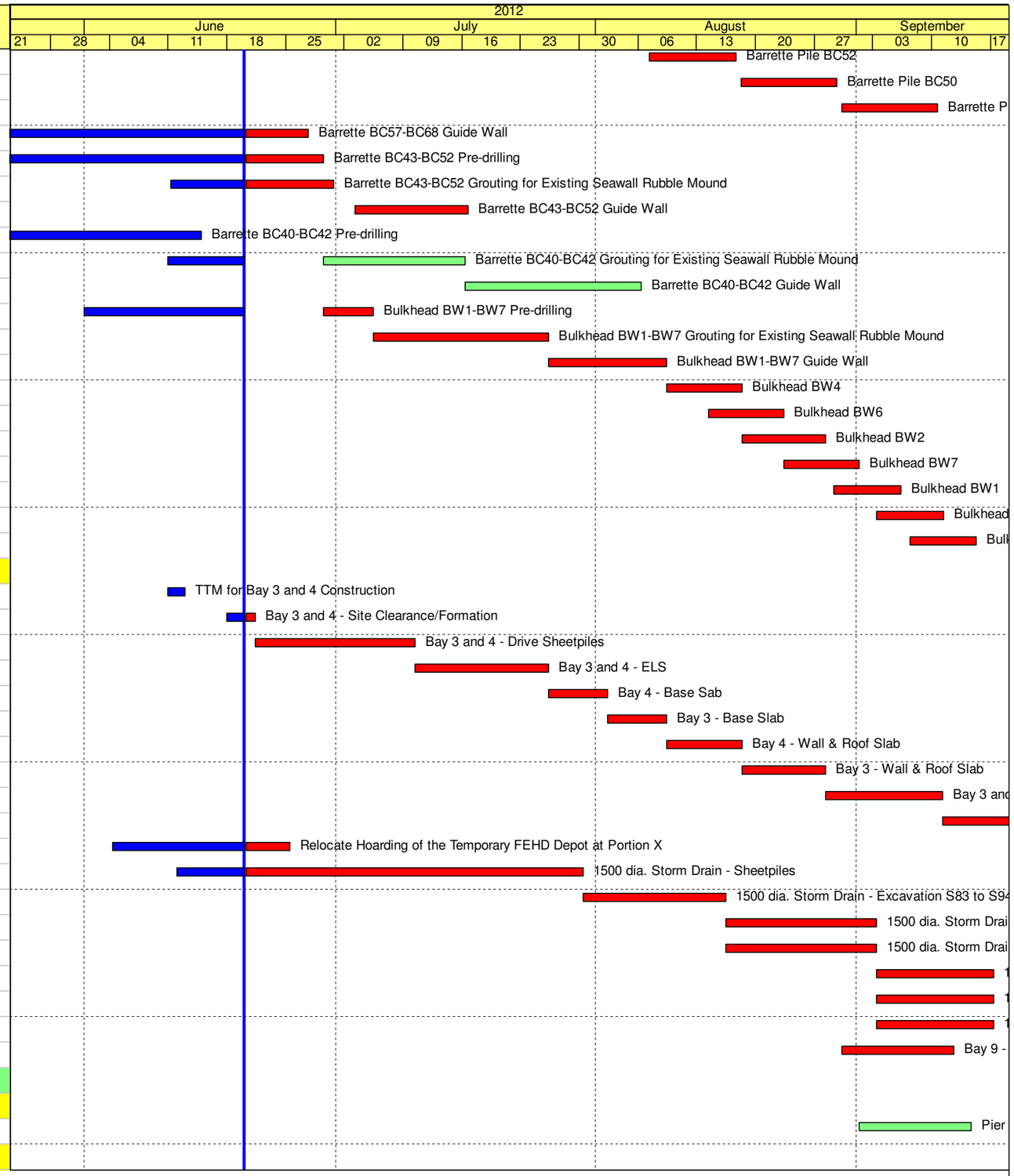

Remaining Level of Effort
Actual Level of Effort
Actual Work
Remaining Work
Critical Remaining Work
Milestone

Contract HY/2009/19

Three Month Rolling Programme (20 JUN 2012 to 19 SEP 2012)

3MRP

3MRP - JUN 2012 to SEP 2012

Activity ID	Activity Name	Rem Dur	Start	Finish
0620-2355	U1 Pre-bored H-pile Bay 9-12 (16 nos/3 set) at III	0	05-Apr-12 A	04-Jun-12 A
0620-2340	U1 Pre-drilling for piling for U1 (48no) (4 set) at VB,VD&III	12	10-Jan-12 A	05-Jul-12
0620-2345	U1 Pre-bored H-pile Bay 7-8 (8 nos/1 set) at VB,VD & III	30	12-Apr-12 A	26-Jul-12
0620-2350	U1 Pre-bored H-pile Bay 1-6 (24 nos/3 set) at VB	39	04-Jun-12 A	21-Aug-12
10 - SECTION X OF THE WORKS				
10.1 - E/B Bridges (Bridge D, E and F)				
10.1.1 - Marine Pier Construction				
Pier F03 to F15				
1011-1760.70	Pier F3 Marine Bore Pile - F3-1	0	26-Apr-12 A	30-May-12 A
1011-1760.80	Pier F3 Marine Bore Pile - F3-5	2	01-Jun-12 A	22-Jun-12
1011-2090	Marine bored pile testing F3	3	02-Mar-12 A	27-Jun-12
1011-1750.10	Pier F3 Dolphin Socketed H-Pile 1	9	14-Jul-12	25-Jul-12
1011-1750.20	Pier F3 Dolphin Socketed H-Pile 1	9	25-Jul-12	04-Aug-12
1011-1750.30	Pier F3 Dolphin Socketed H-Pile 1	9	04-Aug-12	15-Aug-12
1011-1990	Dismantle Piling Platform at Pier F3	6	15-Aug-12	22-Aug-12
1011-2150	F3 Pile Cap Construction	18	22-Aug-12	12-Sep-12
1011-1850.10	Pier F4 Dolphin Socketed H-Pile 1	5	25-May-12 A	27-Jun-12
1011-1850.20	Pier F4 Dolphin Socketed H-Pile 2	5	04-Jun-12 A	04-Jul-12
1011-1850.30	Pier F4 Dolphin Socketed H-Pile 3	9	04-Jul-12	14-Jul-12
1011-2000	Dismantle Piling Platform at Pier F4	6	14-Jul-12	21-Jul-12
1011-1810.10	Pier F5 Dolphin Socketed H-Pile 1	7	23-Jul-12	30-Jul-12
1011-1810.20	Pier F5 Dolphin Socketed H-Pile 2	7	31-Jul-12	07-Aug-12
1011-1810.30	Pier F5 Dolphin Socketed H-Pile 3	7	08-Aug-12	15-Aug-12
1011-1810.40	Pier F5 Dolphin Socketed H-Pile 4	7	16-Aug-12	23-Aug-12
1011-1810.50	Pier F5 Dolphin Socketed H-Pile 5	7	24-Aug-12	31-Aug-12
1011-1810.60	Pier F5 Dolphin Socketed H-Pile 6	7	01-Sep-12	08-Sep-12
1011-2010	Dismantle Piling Platform at Pier F5	6	10-Sep-12	15-Sep-12
1011-1800.30	Pier F6 Marine Bore Pile - F6-4	0	28-Feb-12 A	15-Jun-12 A
1011-2105	Marine bored pile testing F6	12	20-Jun-12	05-Jul-12
1011-1790.10	Pier F6 Dolphin Socketed H-Pile 1	7	23-Jul-12	30-Jul-12
1011-1790.20	Pier F6 Dolphin Socketed H-Pile 2	7	01-Aug-12	08-Aug-12
1011-1790.30	Pier F6 Dolphin Socketed H-Pile 3	7	10-Aug-12	17-Aug-12
1011-1790.40	Pier F6 Dolphin Socketed H-Pile 4	7	20-Aug-12	27-Aug-12
1011-1790.50	Pier F6 Dolphin Socketed H-Pile 5	7	29-Aug-12	05-Sep-12
1011-1790.60	Pier F6 Dolphin Socketed H-Pile 6	7	07-Sep-12	14-Sep-12
1011-2020	Dismantle Piling Platform at Pier F6	6	15-Sep-12	21-Sep-12
1011-1920.30	Pier F7 Marine Bored Pile F7-1	0	11-Apr-12 A	12-Jun-12 A
1011-2110	Marine bored pile testing F7	3	14-Jun-12 A	22-Jun-12
1011-1910	Pier F7 Dolphin Socketed H-Pile (6 nos.)	42	10-Sep-12	30-Oct-12
1011-1864.40	Pier F8 Marine Bored Pile F8-3	0	31-Mar-12 A	31-May-12 A
1011-2115	Marine bored pile testing F8	3	04-Jun-12 A	22-Jun-12
1011-1862	Pier F8 Dolphin Socketed H-Pile (6 nos.)	42	15-Sep-12	05-Nov-12
1011-1805	Pier F9 Marine Bored Pile	18	21-Jun-12*	13-Jul-12
1011-1806	Pier F9 Marine Bored Pile (Low Headroom)	35	14-Jul-12	23-Aug-12

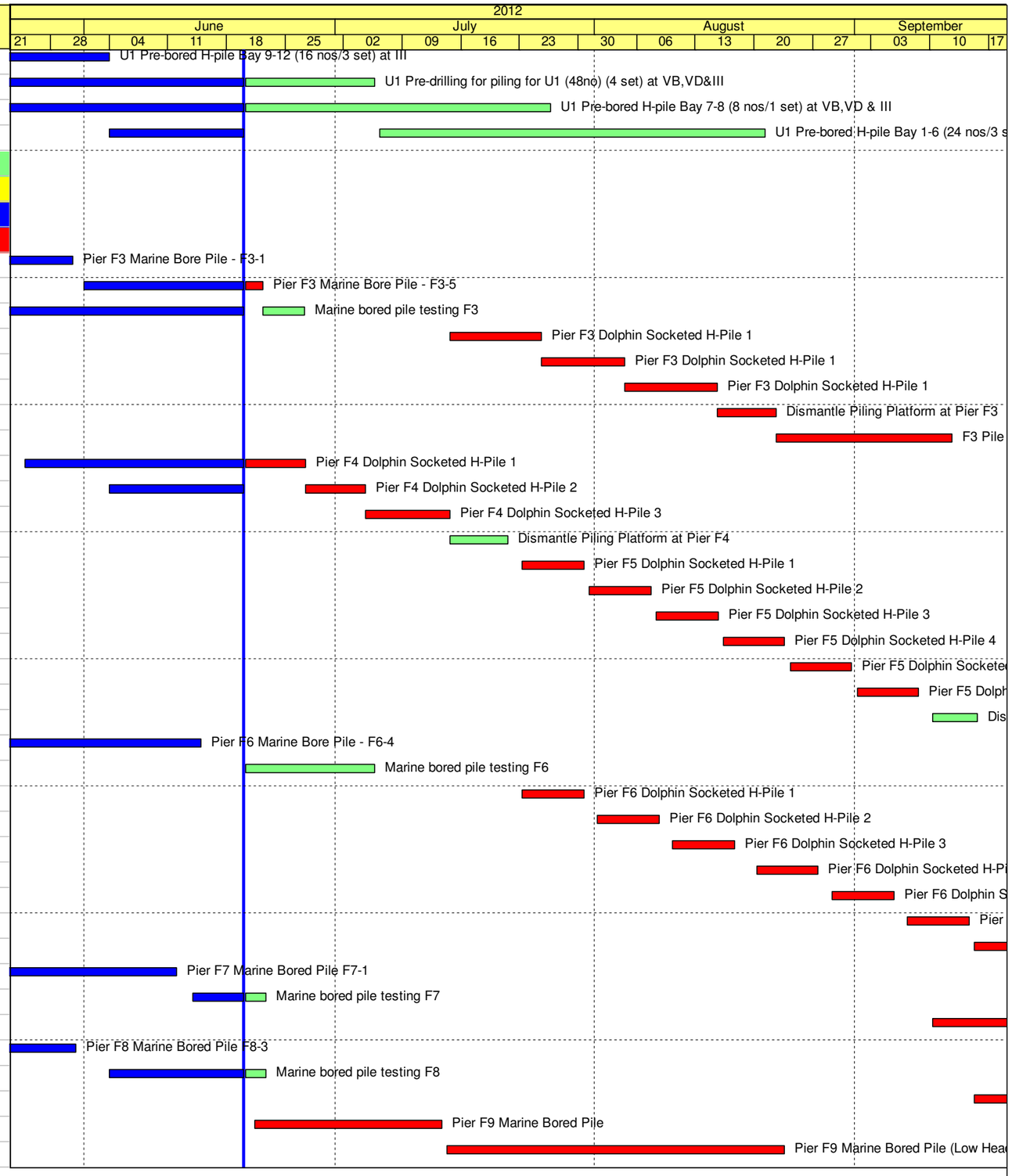

- Remaining Level of Effort
- Actual Level of Effort
- Actual Work
- Remaining Work
- Critical Remaining Work
- Milestone

Contract HY/2009/19

Three Month Rolling Programme (20 JUN 2012 to 19 SEP 2012)

Activity ID	Activity Name	Rem Dur	Start	Finish
1011-2120	Marine bored pile testing F9	18	24-Aug-12	13-Sep-12
1011-1980	Pier F10 Marine Bored Pile	18	22-Jun-12*	14-Jul-12
1011-1981	Pier F10 Marine Bored Pile (Low Headroom)	35	24-Aug-12	04-Oct-12
1011-1781	Pier F11 Marine Bored Pile (Low Headroom)	12	26-May-12 A	05-Jul-12
1011-2130	Marine bored pile testing F11	12	06-Jul-12	19-Jul-12
1011-1825	Pier F12 Marine Bored Pile	0	22-May-12 A	07-Jun-12 A
1011-1890.10	Pier F13 Dolphin Socketed H-Pile 5	5	25-Apr-12 A	26-Jun-12
1011-1890.20	Pier F13 Dolphin Socketed H-Pile 3	5	23-May-12 A	03-Jul-12
1011-1890.30	Pier F13 Dolphin Socketed H-Pile 1	5	01-Jun-12 A	06-Jul-12
1011-1890.40	Pier F13 Dolphin Socketed H-Pile 2	5	01-Jun-12 A	10-Jul-12
1011-1890.50	Pier F13 Dolphin Socketed H-Pile 4	7	09-Jul-12	16-Jul-12
1011-1890.60	Pier F13 Dolphin Socketed H-Pile 6	7	14-Jul-12	21-Jul-12
1011-1900	Pier F13 Marine Bored Pile	18	23-Jul-12	11-Aug-12
1011-1782.10	Pier F14 Dolphin Socketed H-Pile 5	5	31-Mar-12 A	26-Jun-12
1011-1782.20	Pier F14 Dolphin Socketed H-Pile 3	5	14-Apr-12 A	03-Jul-12
1011-1782.30	Pier F14 Dolphin Socketed H-Pile 2	5	24-May-12 A	06-Jul-12
1011-1782.40	Pier F14 Dolphin Socketed H-Pile 1	5	02-Jun-12 A	10-Jul-12
1011-1782.50	Pier F14 Dolphin Socketed H-Pile 4	7	09-Jul-12	16-Jul-12
1011-1782.60	Pier F14 Dolphin Socketed H-Pile 6	7	14-Jul-12	21-Jul-12
1011-1785	Pier F14 Marine Bored Pile	18	24-Jul-12	13-Aug-12
Pier F01 to F02				
1011-2590	Erect Piling Platform pier F1A	8	16-Apr-12 A	29-Jun-12
1011-2630	Pre-drilling pier F1A	0	01-Jun-12 A	16-Jun-12 A
1011-2750	Marine bored pile F1A-4	14	30-Jun-12	17-Jul-12
1011-2751	Marine bored pile F1A-2	14	18-Jul-12	02-Aug-12
1011-2752	Marine bored pile F1A-1	14	03-Aug-12	18-Aug-12
1011-2753	Marine bored pile F1A-3	14	20-Aug-12	04-Sep-12
1011-2730	Dolphin socketed H-pile pier F1	27	05-Sep-12	06-Oct-12
1011-2780	Marine bored pile F1B-2	12	19-May-12 A	05-Jul-12
1011-2781	Marine bored pile F1B-3	13	15-Jun-12 A	21-Jul-12
1011-2782	Marine bored pile F1B-1	14	21-Jul-12	07-Aug-12
1011-2783	Marine bored pile F1B3	14	07-Aug-12	23-Aug-12
1011-2790	Marine bored pile testing F1B and F2B	13	12-May-12 A	06-Sep-12
1011-2890	F1B Pile Cap Construction	18	06-Sep-12	27-Sep-12
1011-2570	Erect Piling Platform pier F2A	5	05-Apr-12 A	26-Jun-12
1011-2610	Pre-drilling pier F2A	9	27-Jun-12	07-Jul-12
1011-2740	Marine bored pile F2A-4	14	09-Jul-12	24-Jul-12
1011-2741	Marine bored pile F2A-2	14	25-Jul-12	09-Aug-12
1011-2742	Marine bored pile F2A-1	14	10-Aug-12	25-Aug-12
1011-2743	Marine bored pile F2A-3	14	27-Aug-12	11-Sep-12
1011-2770	Marine bored pile F2B-1, F2B-2 and F2B-4	0	28-Mar-12 A	24-May-12 A
1011-2772	Marine bored pile F2B-3	3	25-May-12 A	22-Jun-12
1011-2830	F2B Pile Cap Construction	18	06-Sep-12	27-Sep-12
10.1.2 - Land Pier Construction				

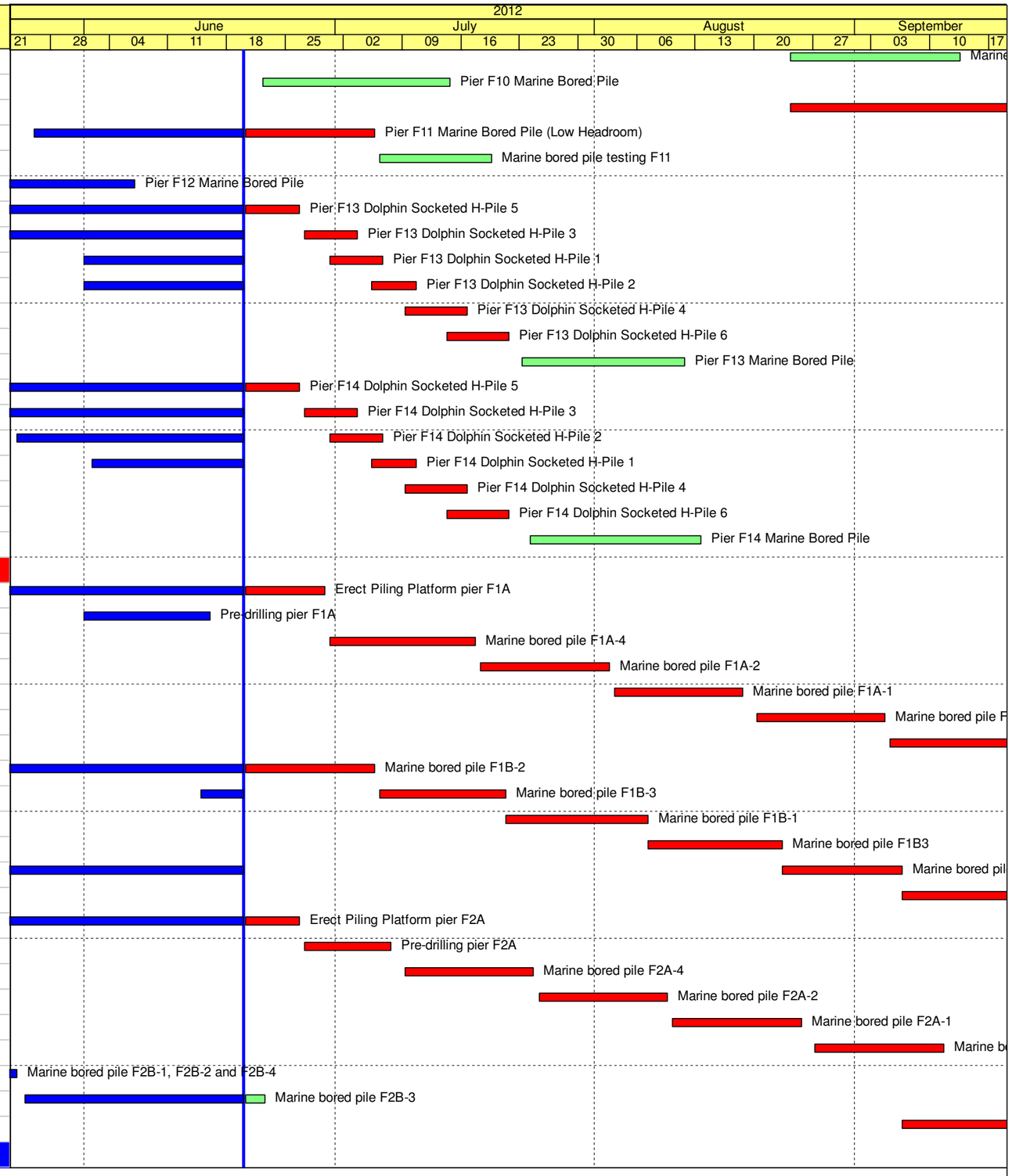

- Remaining Level of Effort
- Actual Level of Effort
- Actual Work
- Remaining Work
- Critical Remaining Work
- Milestone

Contract HY/2009/19

Three Month Rolling Programme (20 JUN 2012 to 19 SEP 2012)

3MRP

3MRP - JUN 2012 to SEP 2012

Activity ID	Activity Name	Rem Dur	Start	Finish
Abutment D12				
1012-1090	Abutment D12 E/B Bridge Bored Pile Testing	9	21-May-12 A	30-Jun-12
1012-1220	Abutment D12 construction (E/B Bridge)	42	03-Aug-12	20-Sep-12
Pier D08 to D11				
1012-1030.05	Complete Relocation of FEHD Hoarding at Portion III	0		04-Jun-12 A
1012-1030.10	Pier D08 Bored Pile D8-5	12	04-Jun-12 A	05-Jul-12
1012-1030.20	Pier D08 Bored Pile D8-2	12	11-Jun-12 A	19-Jul-12
1012-1030.30	Pier D08 Bored Pile D8-1	12	20-Jul-12	02-Aug-12
1012-1030.40	Pier D08 Bored Pile D8-6	12	03-Aug-12	16-Aug-12
1012-1030.50	Pier D08 Bored Pile D8-3	12	17-Aug-12	30-Aug-12
1012-1030.60	Pier D08 Bored Pile D8-4	12	31-Aug-12	13-Sep-12
1012-1130	Pier D09 Construct Pile Cap	18	01-Jun-12 A	12-Jul-12
1012-1140	Pier D09 Construct Pier/Column	12	13-Jul-12	26-Jul-12
1012-1150	Pier D09 Construct Crosshead	18	27-Jul-12	16-Aug-12
1012-1160	Pier D10 Construct Pile Cap	18	20-Jun-12	12-Jul-12
1012-1170	Pier D10 Construct Pier/Column	12	13-Jul-12	26-Jul-12
1012-1180	Pier D10 Construct Crosshead	18	17-Aug-12	06-Sep-12
1012-1190	Pier D11 Construct Pile Cap	18	12-Jun-12 A	02-Aug-12
1012-1200	Pier D11 Construct Pier/Column	12	03-Aug-12	16-Aug-12
1012-1210	Pier D11 Construct Crosshead	18	17-Aug-12	06-Sep-12
Pier D05 to D07				
1012-1290.20	Pier D05 Bored Pile D05-1	12	01-Aug-12*	14-Aug-12
1012-1300	Pier D05/D06/D07 Bored Piles Testing	18	15-Aug-12	04-Sep-12
1012-1310	Pier D06 Construct Pile Cap	18	05-Sep-12	25-Sep-12
1012-1270	Pier D07 Bored Pile D07-2	12	09-Jun-12 A	05-Jul-12
1012-1271	Pier D07 Bored Pile D07-5	18	06-Jul-12	26-Jul-12
1012-1272	Pier D07 Bored Pile D07-3	18	27-Jul-12	16-Aug-12
1012-1273	Pier D07 Bored Pile D07-6	18	17-Aug-12	06-Sep-12
1012-1274	Pier D07 Bored Pile D07-1	18	07-Sep-12	27-Sep-12
10.1.3 - E/B Bridge Construction				
Bridge D3				
1013-1000.10	Segment and Beam Launching - Procurement of Sub-contractor	0	21-Jan-12 A	05-Jun-12 A
1013-1000.20	Segment and Beam Launching - Submit Design Launching Girder	24	14-May-12 A	19-Jul-12
1013-1010	Segment and Beam Launching - Fabricate Launching Girder	60	11-Jun-12 A	30-Aug-12
1013-1000.30	Segment and Beam Launching - Approve Design Launching Girder	28	20-Jul-12	21-Aug-12
1013-1011	Segment and Beam Launching - Approve Design Launching Girder	9	31-Aug-12	10-Sep-12
10.3 - Middle Bridge (Bridge F)				
10.3.1 - Pier Construction				
Abutment D12				
1031-1040	Bored Piles (4 nos) at D12 at III (for F1B1)	0	07-May-12 A	01-Jun-12 A

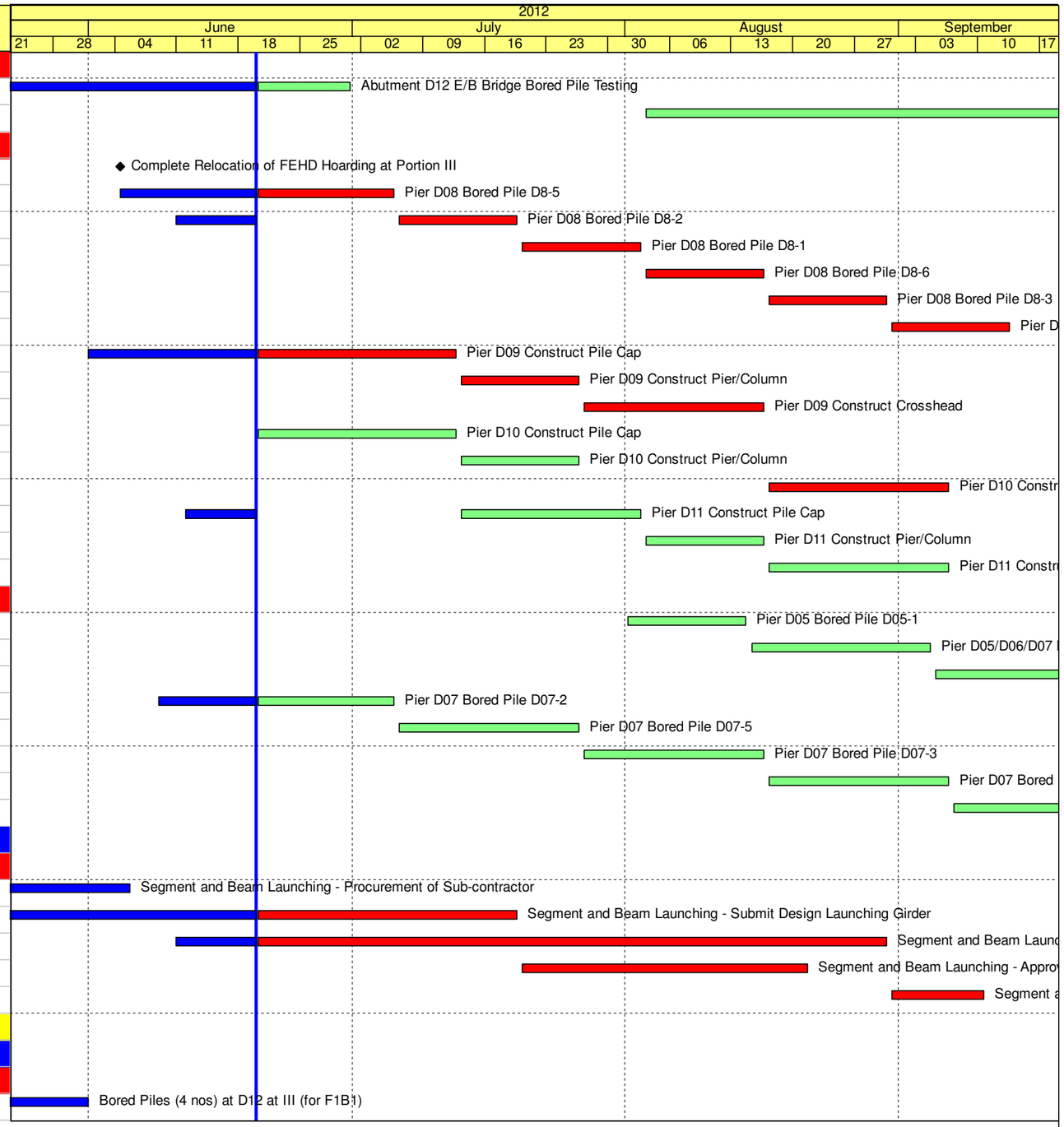

Remaining Level of Effort
Actual Level of Effort
Actual Work
Remaining Work
Critical Remaining Work
◆ Milestone

Contract HY/2009/19

Three Month Rolling Programme (20 JUN 2012 to 19 SEP 2012)

3MRP

3MRP - JUN 2012 to SEP 2012